AGENDA

VANCE COUNTY BOARD OF COMMISSIONERS

November 5, 2012

	Invocation		**Commissioner Dan Brummitt**
1.	**Appointment**	**6:00 p.m.**	**Karen Foster, Council of Governments** **Award of Bids - Julia Avenue**
2.	**Appointment**	**6:15 p.m.**	**Porcha Brooks, Tax Administrator** **a. Late Listing Penalty Appeal** **b. Untimely Present Use Application**
3.	**Public Hearing**	**6:30 p.m.**	**Jordan McMillen, Planning** **Solid Waste Plan Update**
4.	**Appointment**	**6:45 p.m.**	**Paul Westfall, Paul McKenzie and** **Pete Burgess, Farmers Market**

5. **Public Comments (for those registered to speak by 5:45 p.m.)**

6. **<u>Committee Reports and Recommendations</u>**
- **a. Human Resources Committee**
- **b. Public Safety Committee**

7. **<u>County Manager's Report</u>**
- **a. Resolution Approving Financing Terms**
- **b. Register of Deeds - Records Retention and Disposition Schedule**
- **c. Surplus Property**
- **d. Schools - Capital Outlay Itemization**
- **e. Appointment of Interim Finance Director**

8. **<u>Pending Business</u>**
- **a. County Water Project**
- **b. VFD Contracts and Audits**

9. **<u>Consent Agenda Items</u>**
- **a. Budget Amendments**
- **b. Tax Refunds and Releases**
- **c. Monthly Reports**
- **d. Minutes**

10. Miscellaneous
    a. Appointment

11. Water District Board
    a. Closed Session - Acquisition of Property
    b. Open Session - Contracts for Meter Vault Sites
    c. Other Matters as Needed

12. Closed Session
    a. Personnel Matters

AGENDA APPOINTMENT FORM

November 5, 2012

Name: Karen Foster

Name of Organization: Council of Governments

Purpose of appearance: Award of Bids - Julia Avenue

Request of Board: Award Bids

October 31, 2012

Memorandum to: Jerry Ayscue, Vance County Manager
From: Karen Foster, CD Planner, Kerr-Tar Regional COG
Regarding: 10/31/2012 Bid Opening

A call for bids for the Vance County Scattered Site program was distributed and the following bids were received and opened. The tabulations are as follows:

COUNTY: VANCE PROJECT NAME: SCATTERED SITE	BID TABULATION			
DATE 10/31/2012	2035 JULIA AVE	2063 JULIA AVE	2039 JULIA AVE	2039 JULIA AVE LEAD
STAFF ESTIMATE	38,275		35,520	4,500
CONTRACTOR/COMPANY NAME	BID AMOUNT	BID AMOUNT	BID AMOUNT	BID AMOUNT
Clement Construction	40,125		41,863.50	
East Coast Construction	40,000	38,650	47,750	4,500
L Roberts	47,695	26,050	39,445	
Humphries	36,937.50		38,399.50	
AWE Home Repair	36,450	29,800	39,950	5,800
D Griffin Builders			38,950	6,100
Paul Parker Homes			34,586	
Gold Value Construction			48,675	

Present: Karen Foster, Kelly Grissom, Mike Inscoe, Steve Stanton, Gina Parham

Pending verification of licensing and insurance, it is recommended that the bid(s) be awarded in the following manner.

2035 Julia Ave	AWE Home Repair	$36,450.00
2063 Julia Ave	L Roberts	$26,050.00
2039 Julia Ave		
Rehab	Paul Parker Homes	$34,586.00
Lead Abatement	East Coast Construction	$4,500.00

If for some reason the contractor recommended above fail to enter into a binding contract or we find that the bid is not a responsible bid for the project, it is hereby authorized to award the project to the second lowest qualified bidder.

BID AWARD APPROVAL: Recommended: _____
Jerry Ayscue, Vance County Manager Date

October 31, 2012

Memorandum to: Jerry Ayscue, Vance County Manager
From: Karen Foster, CD Planner, Kerr-Tar Regional COG
Regarding: 10/31/2012 Bid Opening

A call for bids for the Vance County Scattered Site program was distributed and the following bids were received and opened. The tabulations are as follows:

COUNTY: VANCE PROJECT NAME: SCATTERED SITE	BID TABULATION			
DATE 10/31/2012	2061 JULIA AVE.			
STAFF ESTIMATE	34,185			
CONTRACTOR/COMPANY NAME	BID AMOUNT	BID AMOUNT	BID AMOUNT	BID AMOUNT
D Griffin	41,300			
L Roberts	39,500			
Clement Construction	37,175.25			
Paul Parker Homes	30,840			
AWE Home Repair	39,825			
East Coast Construction	39,750			
Humphries	39,756.25			

Present: Karen Foster, Kelly Grissom, Mike Inscoe, Steve Stanton, Gina Parham

Pending verification of licensing and insurance, it is recommended that the bid(s) be awarded in the following manner.

2061 Julia Ave Paul Parker Homes $30,840.00

If for some reason the contractor recommended above fail to enter into a binding contract or we find that the bid is not a responsible bid for the project, it is hereby authorized to award the project to the second lowest qualified bidder.

BID AWARD APPROVAL: Recommended: _____
Jerry Ayscue, Vance County Manager Date

AGENDA APPOINTMENT FORM

November 5, 2012

Name: Porcha Brooks

Name of Organization: Tax Office

Purpose of appearance: a. Late Listing Penalty Appeal
b. Untimely Present Use Application Appeal

Request of Board: See Assessor's Recommendations

2012 BOARD OF County Commissioners

CASE DATE/TIME: 11/05/2012

ACCOUNT REF#: 33552

OWNER/BUSINESS NAME: Dish Network LLC

LOCATION: Various Locations

DATE OF APPEAL: 07/09/2012

PENALTY APPEALED: 2012 10% 2009 40%

2011 20% 2008 50%

2010 30% 2007 60%

OPENING STATEMENT:

Appellant statement of reason (s) for the appeal:

Dish Network LLC is appealing the late listing penalty for tax years 2007 – 2012 business personal property.

The appellant has asked for an appeal due to a discovery of business personal property by Evans and Associates. The appellant is appealing the penalty amount. See below the reason that Dish Network LLC would like the penalty removed.

"The issue of discovered property is centered around our reporting of property based on cost less an adjustment factor for intangibles, shrinkage, and a reverse cost trending. Our filing methodology is accepted in many taxing jurisdictions nationwide. As this methodology is not accepted in Vance County we will change our filing. We are respectfully requesting waiver of the penalties that have been applied to these adjustments under NC General Statute 116B-77(d)."

STAFF REVIEW:

Vance County uses the Trending schedules created by the NC Department of Revenue. The Department of Revenue uses the Cost Approach to value. NC requires the original historical cost be reported.

ASSESSOR'S RECOMMENDATION:

Staff recommends that the penalty of 10% stands according to NCGS 105-312 (h) which states that "having computed each year's taxes separately as provided in subsection (g), above, there shall be added a penalty of 10% of the amount of tax for the earliest year in which the property was not listed, plus an additional 10% of the same amount for each subsequent listing period that elapsed before the property was discovered or not timely listed.

dish

July 9, 2012

Vance County Tax Office
Administrative Building
Porcha Brooks, Tax Administrator
122 Young Street, Suite E
Henderson, NC 27536

CERTIFIED MAIL 7010 1870 0001 5073 6150

RE: Personal Property Audit

Dear Ms. Brooks,

We are in receipt of the notice of audit findings in your letter dated June 27, 2012 (copy attached). The issue of discovered property is centered around our reporting of property based on cost less an adjustment factor for intangibles, shrinkage, and a reverse cost trending. Our filing methodology is accepted in many taxing jurisdictions nationwide.

As this methodology is not accepted in Vance County we will change our filing.

We are respectfully requesting waiver of the penalties that have been applied to these adjustments under N.C. Gen Stat. § 116B-77 (d).

Should you have any questions, please contact me at 720-514-6242.

Sincerely,

Martin Noli
Tax Manager

9601 South Meridian Boulevard, Englewood, Colorado 80112
PO Box 6623, Englewood CO 80155

2012 Untimely Application Filed

CASE DATE/TIME: 11/05/2012

ACCOUNT REF#: 1014467

OWNER/BUSINESS NAME: Ellington James T Jr. and Cheryl A
Ellington Brian A and April H

PARCEL(s): 0211 01005, 0212 02005A, and 0212 01002

DATE OF APPEAL: 08/28/2012

OPENING STATEMENT:

Appellant statement of reason (s) for the appeal:

Appellant is appealing the untimely Present-Use application for 2012.

The appellant states that "these tracts were purchased from Ag-Carolina who had repossessed the property from Vance International Partners, LLC. We have been renting and farming parcel 0211 01005 for over 10 years. We have been waiting for USDA to send the enclosed information for crop land and acceptable land use for the entire farm. We applied for this information in February and received it on August 17, 2012. Our intention is to clear and farm all available farmland and place the remainder under timber management with Carolina Commonwealth Forest Management Group."

STAFF REVIEW:

The appellants failed to apply for the Present-Use Value Program in the month of January. Therefore the assessor must deny their 2012 untimely application submitted 08/20/2012.

ASSESSOR'S RECOMMENDATION:

If application would have been turned in during the month of January 2012 the application would have met the qualifications and would have been approved.

James T. Ellington, Jr.
1261 Stewart Farm Road
Henderson, NC 27537

August 28, 2012

Jerry Ayscue
County Manager

Jerry:

Attached please find information that was taken to the Vance County tax office on August 20, 2012. It explains the delayed request for Present Use Value Assessment on land purchased in Vance County.

We were instructed to submit this information to you for consideration in granting the Agricultural Use tax for the 2012 tax year. Please forward this request to the County Commissioners if that is where the decision will be made.

Please call if you need additional information.

Tommy Ellington
252-430-4055

James T. Ellington
1261 Stewart Farm Road
Henderson, NC 27537

Re: Parcel ID # 021101005, 021202005A, and 021201002

Attached please find Application for Agricultural, Horticulture, and Forestry Present-Use Value Assessment and a letter from the United States Department of Agriculture concerning the above mentioned parcels.

These tracts were purchased from Ag-Carolina who had repossessed the property from Vance International Partners, LLC. We have been renting and farming parcel ID # 021101005 for over 10 years. We have been waiting for USDA to send the enclosed information for crop land and acceptable land use for the entire farm. We applied for this information in February and received it on August 17, 2012. Our intention is to clear and farm all available farmland and place the remainder under timber management with Carolina Commonwealth Forest Management Group.

Please contact me if there are any questions concerning this application.

Regards,

James T. (Tommy) Ellington, Jr.
252-430-4055

COPY

RECEIVED AUG 2 8 2012

AV-5
Web
8-11

Application for Agriculture, Horticulture, and Forestry Present-Use Value Assessment

(G.S. 105-277.2 through G.S. 105-277.7)

County of Vance **, NC** **Tax Year** 2012

Full Name of Owner(s)
James T Ellington, Cheryl A Ellington wife, Brian A Ellington, April H Ellington wife

Mailing Address of Owner
1261 Stewart Zaun Rd

City | State | Zip Code
Henderson | NC | 27537

Home Telephone Number | Work Telephone Number | Ext. | Cell Phone Number
252-492-7804 | 252-438-4111 | | 252-430-4055

Instructions

Application Deadline: This application must be filed during the regular listing period, or within 30 days of a notice of a change in valuation, or within 60 days of a transfer of the land.

Where to Submit Application: Submit this application to the county tax assessor where this property is located. County tax assessor addresses and telephone numbers can be found online at: www.dornc.com/downloads/CountyList.pdf. **DO NOT submit this application to the North Carolina Department of Revenue.**

- Office Use Only:

This application is for: (check all that apply)

[X] AGRICULTURE (includes Aquaculture) [ ] HORTICULTURE [ ] FORESTRY

Enter the Parcel Identification Number, acreage breakdown, and acreage total for each tax parcel included in this application:

PARCEL ID	OPEN LAND in Production	OPEN LAND not in Production	WOOD LAND	WASTE LAND	CRP LAND	HOME SITE	OTHER (Describe in Comments)	TOTAL ACRES
021101005	57.5	0	75.4					132.9
021202005A	0	0	15					15
021201002	14.87	0	104.13					119.0
			*					
			See back					

Comments:

[ ] Yes [X] No ➡ Does the applicant own property in other counties that is also in present-use value and is within 50 miles of this property? If YES, list the county or counties and parcel identification number(s):

County: Parcel ID:

County: Parcel ID:

IMPORTANT!

AGRICULTURE and HORTICULTURE applications with LESS than 20 acres of woodland generally need to complete PARTS 1, 2, and 4.

AGRICULTURE and HORTICULTURE applications with MORE than 20 acres of woodland generally need to complete PARTS 1, 2, 3, and 4.

FORESTRY applications need to complete PARTS 1, 3, and 4.

ADDITIONALLY, applications for CONTINUED USE of existing present-use value classification need to complete PART 5.

Please contact the Tax Assessor's office if you have questions about which parts should be completed.

Part 1. Ownership

On what date did the applicant become the owner of the property? **DATE:** 12-28-11

If owned less than four full years on January 1, provide: **Name of Previous Owner:** see attached

How the Applicant is Related to the Previous Owner: no relation

☐ Yes ☒ No ➡ Did one of the applicants reside on the property on January 1 of the year for which this application is made?

If **YES**, provide name of resident:

☐ Yes ☒ No ➡ Are any of the acres leased out to a farmer? If **YES**, indicate: Number of acres leased out:

Name of farmer leasing the land: Phone:

Choose the legal form of ownership from "a - e" below, and answer the questions, if any, for that ownership:

a. One Individual

b. Husband and Wife (as tenants by the entirety)

c. Business Entity. **(Circle one: Corporation, Limited Liability Company, Partnership)** List all the direct shareholders, members, or partners of the business entity and their farming activities:

Member: Farming Activities:

Member: Farming Activities:

Member: Farming Activities:

Member: Farming Activities:

☐ Yes ☐ No ➡ Are any of the direct shareholders, members, or partners either a business entity or trust (i.e. not an individual)? If YES, you must attach a breakdown of those business entities or trusts until you reach the individual level of ownership interest and you must describe those individuals' farming activities.

☐ Yes ☐ No ➡ Once you have reached the individual level of ownership interest, are all of the individuals relatives of each other? (See G.S. 105-277.2(5a) for the definition of relative.)

State the principal business of the business entity:

d. Trust. List the trustee(s), name of the trust, and all of the beneficiaries:

Trustee(s): Name of trust:

Beneficiary: Farming Activities:

Beneficiary: Farming Activities:

Beneficiary: Farming Activities:

Beneficiary: Farming Activities:

☐ Yes ☐ No ➡ Are any of the beneficiaries either a business entity or trust (i.e. not an individual)? If YES, you must attach a breakdown of those business entities or trusts until you reach the individual level of ownership interest and you must describe those individual's farming activities.

☐ Yes ☐ No ➡ Once you have reached the individual level of ownership interest, are all of the beneficiaries either the trust's creator or relatives of the creator? (See G.S.-105-277.2(5a) for the definition of relative.)

e. Tenants in common. List the tenants and their percentage of ownership (round to the nearest 0.1%):

Owner James T Ellington JR 25 % Owner Cheryl A Ellington 25 %

Owner Brian A Ellington 25 % Owner April H Ellington 25 %

☐ Yes ☒ No ➡ Are any of the tenants either a business entity or trust? If YES, you must make a copy of this page for each business entity or trust. You must complete the business entity section only or trust section only for each tenant, as appropriate, labeling each copy with the name of the business entity or trust.

The Tax Assessor may contact you for additional information after reviewing this application.

Part 2. Agriculture and Horticulture

For the past three years and for each tax parcel within the farm unit, enter the agricultural or horticultural products actually produced on the land and the gross income from the sale of the products, including livestock, poultry, and aquatic species. **INCOME INFORMATION IS SUBJECT TO VERIFICATION.**

If payments are received from any governmental soil conservation or land retirement program, indicate the acres and amount of income in the table below. Provide the name of the program in the Product column.

Do not include income received from the rental of the land. Income must be from the sale of the product.

	ONE YEAR AGO 20 11			TWO YEARS AGO 20 10			THREE YEARS AGO 20 09		
Parcel ID	Product	Acres	Income	Product	Acres	Income	Product	Acres	Income
021	tobacco	22.4	98,000	tobacco	10	43,700	tobacco	25	109,375
101	soybeans	35.1	7,020	soybeans	47.5	9,500	soybeans	32.5	6500
005	cutover	75.4	0	trees	75.4	0	trees	75.4	0
	Totals	132.9	105,020	Totals	132.9	53,200	Totals	132.9	115,875
021									
202									
005A									
	Totals	0		Totals	0		Totals	0	
021									
201									
002									
	Totals	0		Totals	0		Totals	0	
	Totals			Totals			Totals		
	Totals			Totals			Totals		

☐ Yes ☐ No ➡ If this application covers a horticultural tract used to grow **Christmas trees**, has a written management plan been prepared? If **YES**, attach a copy. If **NO**, attach a full explanation of your operation that contains at least the following: year each tract was planted, gross income from each tract, site management practices, number of trees per acre, and expected date of harvesting for each tract.

n/a

If this application covers an aquatic species farming operation, enter the total pounds produced for commercial sale annually for the last three years: Year 20 ☐☐ : ☐☐☐ lbs, Year 20 ☐☐ : ☐☐☐ lbs, Year 20 ☐☐ : ☐☐☐ lbs

Part 3. Forestry

Attach a complete copy of your forest management plan. Indicate below who prepared the plan:

N.C. Division of Forest Resources Consulting Forester Owner Other

Note: The property must be actively engaged in the commercial growing of trees under a sound management program as of January 1 of the year for which application is made.

Key elements in a written plan for a sound forestland management program are listed below:

1. Management and Landowner Objectives Statement—Long range and short range objectives of owner(s) as appropriate.
2. Location–Include a map or aerial photograph that locates the property described and also delineates each stand referenced in the "Forest Stand(s) Description/Inventory and Stand Management Recommendations" (item 3 below).
3. Forest Stand(s) Description/Inventory and Stand Management Recommendations -- Include a detailed description of various stands within the forestry unit. Each stand description should detail the acreage, species, age, size (tree diameter, basal area, heights), condition (quality and vigor), topography, soils and site index or productivity information. Stand-specific forest management practices needed to sustain productivity, health and vigor must be included with proposed timetable for implementation.
4. Regeneration-Harvest Methods and Dates--For each stand, establish a target timetable for harvest of crop trees, specifying the type of regeneration-harvest (clear cut, seed tree, shelter wood, or selection regeneration systems as applicable).
5. Regeneration Technique--Should include a sound proposed regeneration plan for each stand when harvest of final crop trees is done. Specify intent to naturally regenerate or plant trees.

NOTE: Forest management plans can and should be updated as forest conditions significantly change (e.g. change in product class mix as the stand ages and grows, storm damage, insect or disease attack, timber harvest, thinning, wildfire). The county will audit plans periodically and, to remain eligible for use-value treatment, the plan must be implemented.

Part 4. Affirmation

AFFIRMATION OF APPLICANT – I (we) the undersigned declare under penalties of law that this application and any attachments hereto have been examined by me (us) and to the best of my (our) knowledge and belief are true and correct. In addition, I (we) fully understand that an ineligible transfer of the property or failure to keep the property actively engaged in commercial production under a sound management program will result in the loss of eligibility. I (we) fully understand that loss of eligibility will result in removal from the program and the immediate billing of deferred taxes.

Signature of Owner (All tenants of a tenancy in common must sign.)	Title	Date
James J Ellington Jr	owner	8/20/12
Cheryl A Ellington	Owner	8/20/12
Brian Ellington	Owner	8/20/12
Lipsie F Ellington	owner	8/20/12

Part 5. Continued Use *(Complete only if the property is currently in Present-Use Value and you are applying for immediate eligibility under the Continued Use exception. See G.S. 105-277.2(b2)(1) for full details.)*

I certify:
1. The property is currently in Present-Use Value.
2. I intend to continue the current use of the land under which it currently qualifies.
3. I understand I will be responsible for all deferred taxes due because of any disqualification.
4. I ACCEPT FULL LIABILITY FOR ANY EXISTING DEFERRED TAXES.

Note: If the property is currently in Present-Use Value and liability is not accepted, the full amount of the deferred taxes will typically be due in the name of the grantor immediately. Liability need not be accepted and no deferred taxes are due for qualifying transfers pursuant to G.S. 105-277.3(b) and (b1). For example, liability does not need to be accepted for qualifying transfers to relatives. However, any deferred taxes existing at the time of transfer will remain a lien on the property. Owners already receiving Present-Use Value on properties not included in this application may wish to review the alternative provisions of G.S. 105-277.3(b2)(2).

Signature of Owner (All tenants of a tenancy in common must sign.)	Title	Date

FOR OFFICE USE ONLY: ☐ APPROVED ☐ DENIED BY:_____ REASON FOR DENIAL: _____

AGENDA APPOINTMENT FORM

November 5, 2012

Name: Jordan McMillen

Name of Organization: Planning and Development

Purpose of appearance: Public Hearing - Solid Waste Plan Update

Request of Board: Approve Update

Vance
COUNTY
NORTH CAROLINA

Planning and Development Department

www.vancecounty.org

156 Church Street, Suite 3
Henderson, NC 27536

Ph: (252) 738-2091
Fax: (252) 738-2089

TO: **County Manager and Board of Commissioners**
FROM: **Planning and Development Department**
SUBJECT: **Solid Waste Plan Update**
DATE: **November 5, 2012**

Overview

According to NC General Statute 130A-309.09A(b), otherwise known as the Solid Waste Management Act of 1989, local governments are required to plan for solid waste management. This planning takes place by way of a 10 year solid waste plan which must undergo a mandatory revision every 3 years. The implementation of the Vance County Comprehensive Solid Waste Management Plan and the three year updates provide Vance County Management with a plan for reducing the waste stream over the next 10 years, with revised up-dates every three years. The planning area includes Vance County and the following municipalities: City of Henderson, Town of Kittrell, and the Town of Middleburg.

Goals

- Protect the public health and environment.
- Provide efficient, cost-effective solid waste collection, disposal, and reduction programs.
- Improve Vance County's appearance through litter control.
- Meet the established local waste reduction goals.
- Reduce incidents of illegal dumping and littering in Vance County.

Plan Highlights

- The plan looks at current waste amounts, sets goals for future waste reduction, and then looks at how the waste reduction goals will be met.

- Vance County and its municipalities disposed of approximately **33,796 tons** of MSW waste in FY 2011-2012. Total of 8,885 tons from convenience sites (Top 2 sites include Warrenton Road and Brodie Road). Overall county tonnage down from 34,942 in 07-08.

- The NC DENR has established waste reduction goals (20% by 2006 and 40% by 2014). The goals were based upon a baseline amount of disposal (1.11 tons per person or 43,267 tons in Vance County). Vance County has not met its waste reduction goals in the past, but has met the goal for FY 2007-08 and has again met the goal in 2012-2013. To meet a local goal of 40% reduction in 2022, waste must be below 31,453 tons for 2022.

- Vance County has seen a significant decline in waste since FY 2002-03. It appears that the economy and reduction measures taken by larger companies has contributed the most to waste reduction over the last few years.

- To continue meeting the reduction goal, three methods have been prioritized. These include source reduction, recycling and reuse. Of these, recycling should make up the most (65%) of the total reduction.

RESOLUTION

By the

Vance County Board of Commissioners

Solid Waste Management Plan Three-Year Update

WHEREAS, it is a priority of Vance County to protect human health and the environment through safe and effective management of municipal solid waste; and

WHEREAS, the reduction of the amount and toxicity of the local waste stream is a goal of this community; and

WHEREAS, equitable and efficient delivery of solid waste management services is an essential characteristic of the local solid waste management system; and

WHEREAS, it is a goal of the community to maintain and improve its physical appearance and to reduce the adverse effects of illegal disposal and littering; and

WHEREAS, Vance County recognizes its role in the encouragement of recycling markets by purchasing recycled products when feasible; and

WHEREAS, involvement and education of the citizenry is critical to the establishment of an effective local solid waste program; and

WHEREAS, the State of North Carolina has placed planning responsibility on local government for the management of solid waste; and

WHEREAS, NC General Statute 130A-309.09A(b) requires each unit of local government, either individually or in cooperation with other units of local government, to update the Ten Year Comprehensive Solid Waste Management Plan at least every three years; and

WHEREAS, Vance County has undertaken and completed a planning effort to evaluate the appropriate technologies and strategies available to manage solid waste effectively;

NOW THEREFORE BE IT RESOLVED, by the Vance County Board of Commissioners that the 2012 – 2022 ten year comprehensive solid waste management plan is accepted and endorsed and will be placed on file with the Clerk to the Board.

This, the 5th day of November, 2012.

_____

Terry E. Garrison, Chairperson
Vance County Board of Commissioners

Attest:

_____

Kelly H. Grissom
Clerk to the Board

Vance County Solid Waste Management Plan

July 1, 2012 – June 30, 2022



County Transfer Station

The County Courthouse

Solid Waste Convenience Site

VANCE COUNTY

A variety of lifestyles, vocations and opportunities

VISION
County Developed Business Park
New Library
Hospital Expansion
Recreation Complex

VITALITY
Established Retail Center
Highly Ranked Micropolitan Area
Growing Labor Force

VARIETY
Kerr Lake
YMCA
Vance Granville Community College
Close to Raleigh & Durham

COUNTY OF VANCE
VISION
18 81
VANCE
VITALITY VARIETY
NORTH CAROLINA

County Administration
122 Young Street
Suite B
Henderson, NC
252-738-2001
www.vancecounty.org

Previous Versions

Adopted September 2000; amended August 12, 2002; amended June 1, 2009; amended July 6, 2009 (inclusion of abandoned mobile home plan); amended December 6, 2010 (inclusion of electronic waste recycling component)

vision • vitality • variety

Table of Contents

I. Local Contacts ----------

II. Public Participation ----------

III. Waste Characterization ----------

IV. Waste Reduction Goals ----------

V. Waste Handling Characterization ----------
- a. Municipal Solid Waste (MSW) ----------
- b. Construction and Demolition Waste (C&D) ----------
- c. Land Clearing and Inert Debris (LCID) ----------
- d. White Goods ----------
- e. Scrap Tires ----------
- f. Electronics ----------
- g. Used Motor Oil ----------

VI. Assessment and Actions ----------
- a. Reduction at the Source ----------
- b. Collection ----------
- c. Recycling and Reuse ----------
- d. Composting and Mulching ----------
- e. Incineration with Energy Recovery----------
- f. Incineration without Energy Recovery ----------
- g. Transfer outside geographic area ----------
- h. Disposal ----------
- i. Education with the Community and through the schools ----------
- j. Management of Special Wastes:
  1. Scrap Tires ----------
  2. White Goods ----------
  3. Electronics ----------
  4. Abandoned Manufactured Homes ----------
  5. Household Hazardous Waste ----------
  6. Other Special Wastes ----------
- k. Prevention of illegal disposal and management of litter ----------
- l. Purchase of recycled products ----------

VII. Solid Waste Management Costs ----------

VIII. Emergency/Disaster Debris Management and Animal Mortality ----------

IX. Abandoned Manufactured Home Plan ----------

X. Electronic Waste Management Plan ----------
a. Electronic Waste Collection Contract and Contractor Certifications

XI. Resolutions of Endorsement and Approval ----------

XII. Ordinances ----------

XIII. Additional Plan Items ----------
a. Waste Reduction Goal Sheet
b. Affidavit of Publication for public hearing notice

Appendix A. *Map of Vance County Planning Area*

Appendix B. *Map of Vance County Manned Convenience Sites*

Appendix C. *Map of County Waste Collection Area*

Appendix D. *Full Cost Accounting*

Section 1 – Local Contacts

1. Jerry L. Ayscue, Vance County Manager
   122 Young Street
   Henderson, NC 27536
   252-738-2002
   jlayscue@vancecounty.org

2. Jordan McMillen, Vance County Director of Planning and Development
   156 Church Street Suite 003
   Henderson, NC 27536
   jmcmillen@vancecounty.org

3. Lee Bodenhamer, Manager
   Waste Industries
   241 Vanco Mill Road
   Henderson, NC 27537
   252-438-5333

4. Frank Frazier, Assistant City Manager (City of Henderson)
   234 Rose Ave
   Henderson, NC 27536
   252-430-5703
   ffrazier@ci.henderson.nc.us

5. Tom Anderson, Community Improvement Specialist (Vance County)
   156 Church Street Suite 003
   Henderson, NC 27536
   tanderson@vancecounty.org

6. Chris Fowler, Compliance Officer (Vance County)
   156 Church Street, Suite 003
   Henderson, NC 27536
   cfowler@vancecounty.org

Vance County Solid Waste Planning Committee/Appearance Commission

1. Terri Hedrick – Chairperson (Appearance Commission)
2. Anne Bunch – Vice Chairperson (Appearance Commission)
3. Marion B. Perry
4. Bernadette Jefferson
5. Mary Anderson
6. Nettie White
7. Darrell Mullinix
8. Elizabeth Wyatt
9. Mitch Wyatt
10. Tom Anderson – Vance County Community Improvement Specialist
11. Chris Fowler – Environmental Compliance Officer (Vance County)
12. Vacant-Environmental Manager-Vance County.

Section 2 – Public Participation

This plan was prepared in accordance with North Carolina State Statute 130A-309.09A (b) for the purpose of meeting local solid waste needs and protecting the public health and the environment. Preparation of this plan was done through collaboration of the Vance County Manager's Office, Vance County Planning and Development Department, NC-Solid Waste Section, and the Vance County Appearance Commission. On a monthly basis, the Vance County Planning representatives and the County Manager's Office met with the County Appearance Commission. The Appearance Commission is appointed by the Vance County Board of Commissioners to assist planning and solid waste staff in promoting a system of "best management practices" for solid waste matters.

Specifically regarding the solid waste plan, individual meetings were held with both the City and County Appearance Commissions on August 13, 2012. A review of the plan took place and questions as well as comments were noted. A second meeting was held with both groups on September 10, 2012, to finalize the plan and incorporate their comments. These meetings provided an opportunity for comments and questions as well as public input. At the conclusion of the second meeting of both boards, motions of support were given and a vote to support the solid waste plan occurred.

Additionally a public hearing was scheduled and took place on November 5, 2012 to gain additional citizen input into the 10 year solid waste plan update. (See attached affidavit of publication). PUBLIC COMMENTS?.

The implementation of the Vance County Comprehensive Solid Waste Management Plan and the three year updates provide Vance County Management with a plan for reducing the waste stream over the next 10 years, with revised up-dates every three years. The planning area includes Vance County and the following municipalities: City of Henderson, Town of Kittrell, and the Town of Middleburg.

Vance County's plan sets the following goals to provide a vision in which the County will move forward in the area of solid waste management.

Solid Waste Goals

- Protect the public health and environment.
- Provide efficient, cost-effective solid waste collection, disposal, and reduction programs.
- Improve Vance County's appearance through litter control.
- Meet the established local waste reduction goals.
- Reduce incidents of illegal dumping and littering in Vance County.

Section 3 – Waste Characterization

The Vance County Solid Waste Management Plan update covers Vance County and its three incorporated municipalities during the FYs 2012-2022. The majority of Vance County's residents live in the unincorporated areas (see **Table 1**).

Table 1.
Vance County Population

	Certified		Projections		
Municipalities	**2000**	**2010**	**2015**	**2020**	**2022**
Henderson	16,095	15,368	15,695	15,953	16,057
Kittrell	148	467	470	475	480
Middleburg	162	133	132	130	130
Unincorporated Area	26,549	29,454	29,865	30,364	30,559
Total	42,954	45,422	46,162	46,922	47,226

Source: U.S. Census Bureau (Certified Populations); NC Office of State Budget and Management (County projections); Vance County Planning Dept. calculation (Town and City projections).

Waste Stream Characteristics

Definitions of waste types:
Residential – generated by households (single family, multi-family, and manufactured homes).
Commercial – generated by commercial activities.
Industrial – generated by industrial activities.
Construction/Demolition – generated by construction and demolition activities.
Inert Debris – Yard Waste, branches and stumps.
Scrap Tires – Used Tires (not permitted in landfills)
White Goods – Used Appliances
Electronic Waste – Computers, Televisions and Other Small Appliances

Vance County and its municipalities disposed of approximately 33,796 tons of MSW waste in FY 2011-2012. An estimate of the waste disposed by sector is shown in **Table 2**. These calculations are based on tonnage provided by Waste Industries, and estimates by county staff.

Table 2.
Estimated Waste Disposed by Sector, FY 2011-12

Waste Generator	Tonnage (03-04)	Percent of Waste (03-04)	Tonnage (07-08)	Percent of Waste (07-08)	Tonnage (11-12)	Percent of Waste (11-12)
Residential	17,706	27%	13,435	38%	8,886	26%
Commercial	22,298	34%	11,880	34%	11,491	34%
Industrial	13,770	21%	4,288	12%	9,155	27%
Construction and Demolition (C&D)	11,806	18%	5,339	15%	4,264	13%
Total (Tons)	**65,580**	100%	**34,942**	100%	**33,796**	100%

Source: Staff estimates based upon receipts from Waste Industries plus data from Granville County C&D Landfill.

The planning area estimates that 26% of the waste is residential waste, 34% of the waste is commercial waste, 27% of the waste is industrial waste, and 13% of the waste is construction and demolition (C&D) waste.

For FY 2011-2012, land clearing and inert debris (LCID) or yard waste is (not shown on the above table), but it is estimated that 3,740 tons of this debris is stockpiled and run through a tub grinder which produces mulch. The mulch is then provided to the mulching contractor as a part of their mulching contract. In addition, an unknown amount of LCID material is disposed of in privately operated and permitted LCID landfills.

Additionally during the FY 2011-2012, the county collected 710 gallons of used motor oil, 24.61 tons of white goods, 65 tons of scrap tires, and recycled a total of 703.67 tons which included 118.37 tons of electronic waste and 258.79 tons of cardboard.

Table 3 provides a summary and break down of the total amount of residential waste collected from each of the eight (8) county convenience sites. The sites are manned, and with their convenient locations geographically throughout the county provide an opportunity for residents to drop off municipal solid waste, recyclables, white goods, motor oil, and electronic waste at two of the sites.

Table 3.
Residential Waste Collection by Convenience Sites, FY 2011-12

Convenience Site	Trash Tons	Household Recycling Tons
Site #2 (Warrenton Road)	1,832.94	57.75
Site #7 (Brodie Road)	1,718.42	71.71
Site #5 (Old Aycock School Site)	1,224.38	27.91
Site #3 (Gun Club Road)	1,003.85	46.43
Site #6 (Old Zeb Vance School Site)	947.11	29.30
Site #8 (Drewry-Manson Road)	894.13	35.08
Site #1 (Old County Landfill Site)	856.39	33.83
Site #4 (Tungsten Mine Road)	407.52	22.88
Totals	**8,884.74**	**324.89**

Source: Waste Industries; Note: This is not an all-inclusive list of all municipal solid waste and recyclables. The sites collect a portion of the total solid waste and recyclables.

Table 4 lists major waste generators, estimates, and the primary waste materials disposed through the Solid Waste Transfer Station in Vance County. The most common non-residential materials disposed are (C&D) materials.

Table 4.
Non-Residential Major Waste Generators and Estimated Tons, FY 2011 – 2012

Source	Tons	Major Material
Proctor & Gamble Companies	585.40	Industrial
Walmart	332.69	N/A
Variety Wholesalers	324.35	N/A
Maria Parham Medical Center	323.10	Medical and Industiral
Vescom	221.11	Industrial
Teichmann (Contractor at IAMS)	169.55	Industrial & C&D
MR Williams, Inc.	144.54	C&D Material
Lowes Home Improvement	128.21	Industrial & C&D
Cole's Backhoe	126.75	C&D Material
Golden Corral	118.85	Industrial
Eastern Minerals	113.58	Industrial
Saint-Gobain Containers	111.24	Industrial
Architect Builder	100.79	C&D Material
Gupton Servicing	95.33	C&D Material
H.G. Reynolds	92.57	C&D Material
Staples	86.74	Industrial
W.W. Properties	86.45	C&D Material
The Peanut Roaster	86.09	Industrial
The Rogers Group	85.97	C&D Material
Rehab Builders	81.11	C&D Material
Vance Construction	78.51	C&D Material
Roses #183	76.19	Industrial
NC Dept. of Transportation	69.72	C&D Material
Pacific Coast Feathers Co.	64.82	Industrial
Carolina Country Snacks	62.06	Industrial
Kerr Lake Reservoir	60.87	C&D Material
Idaho Timber	52.03	C&D Material
Jerry's Artarama	50.48	Industrial
Total	**3,929**	

Source: Receipts from Waste Industries.

Section 4 – Waste Reduction Goals

The North Carolina Department of Environment and Natural Resources established a state "baseline" goal of 20% waste reduction for the year 2006 and then a 40% reduction goal to be reached by 2014.

The waste reduction goals can be converted from percent to tons diverted by examining population estimates and past waste disposal figures. The baseline (FY 1991-1992) disposal rate was 1.11 tons per capita **(figure provided by the NC Solid Waste Section-August 30, 2000).** At this per capita disposal rate, Vance County would dispose of 51,745 tons in FY 2017-18 and 52,421 tons in FY 2021-22 (see **Table 5**).

Table 5.
Five and Ten Year Waste/Population Projections (using base per capita disposal rate)

Year	Population	Waste Disposal	Per Capita Disposal Rate
Baseline Year, 1991-92	39,095	43,267	1.11
FY 2000-01	42,954	68,420	Actual
FY 2007-08	43,583	34,942	Amount
Year	**Projected Population**	**Projected Waste Disposal**	
FY 2013-14	46,010	51,071	1.11
FY 2017-18	46,617	51,745	1.11
FY 2021-22	47,226	52,421	1.11

Source: Population projections from the NC Office of State Budget and Management; Historical population from US Census Bureau; Baseline Year per Capita provided by the NC Solid Waste Section, 8/30/2000; Calculations by the Vance County Planning and Development Department.

In the past, Vance County has not met its local goals for waste reduction although with the economic downturn coupled with additional waste reduction measures, the county has been able to meet its 20% waste reduction goal in 2008 and its 30% waste reduction goal in 2012. While construction and demolition (C&D) waste has been drastically reduced over that same period, it is also important to note that all sectors (residential, commercial, and industrial waste) have declined. The commercial and industrial reduction appears to be related to the loss of industry in Henderson and Vance County while the reduction in C&D waste may be a result of less building activity over the last few years. With the economy seemingly having an effect on those sectors, it is important to point out that residential waste has been reduced as well. A good portion of this reduction is a result of proactive waste reduction measures implemented by the County.

Looking forward, Vance County looks to maintain a 30% reduction goal through 2018 and has increased the reduction goal to 40% through 2022. In order to maintain the 30% reduction through 2018 the County must maintain its per capita disposal rate of 0.78 and then in order to meet a local goal of 40% by 2022, the county must reduce its per capita disposal rate to 0.67 in FY 2021-22. (see **Table 6**).

While Table 5 presented waste projections based upon the base per capita rate (1.11), **table 6** provides a look at past as well as future waste reduction goals and status. Using the new target per capita rates, the target annual tonnage for disposal by Vance County would be 36,221 tons in FY 2017-18 and 31,453 tons in FY 2021-22. It is important to note that the county's tonnage disposed in FY 2007-08 met the 20% waste reduction goal and the tonnage disposed in FY 2011-2012 (33,796 tons) meets the 30% waste reduction goal.

Table 6.
Targeted Waste Reduction, FY's 2017-18 and 2021-22

Calculations	FY 2000-2001	FY 2007-2008	FY 2011-2012	FY 2017-2018	FY 2021-2022
1. Baseline year per capita disposal rate (County figure provided by NC Solid Waste Section)	1.11	1.11	1.11	1.11	1.11
2. Percent Waste Reduction Goal	20%	20%	30%	30%	40%
3. Targeted per capita disposal rate (Subtract the percent goal from 1.0, then multiply result by line 1)	0.89	0.89	0.78	0.78	0.67
4. Population in the new waste reduction goal year (Projections - Office of State Planning; Historical - Census Bureau)	42,954	43,583	45,708	46,617	47,226
5. Projected Tonnage for disposal at baseline disposal rate (multiply line 1 by line 4)	47,679	48,377	50,736	51,745	52,421
6. Targeted annual tonnage for disposal at targeted goal rate (multiply line 3 by line 4)	38,143	38,702	35,515	36,221	31,453
7. Targeted annual tonnage to reduce (subtract line 6 from line 5)	9,536	9,675	15,221	15,523	20,968
Status of Goals	NOT MET	MET	MET	PROPOSED	PROPOSED

Source: Vance County Planning and Development Department calculation

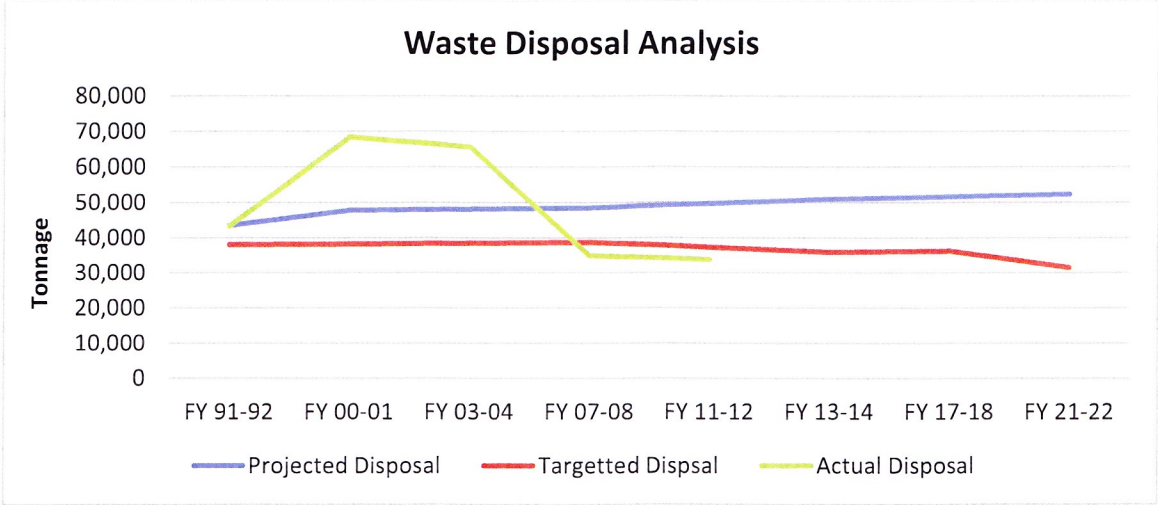

This plan is designed to determine the feasibility of our waste stream reduction goals and develop plans to meet those objectives. To do this, Vance County will target the types of waste generated as shown in **Table 7.** For a complete analysis of how these wastes will be targeted along with specific waste reduction activities see Section 6 below.

Table 7.
Approximate Waste Reduction by Sector, FY's 2017-18 and 2021-22

Waste Type	Targeted Tons to Reduce in FY 2017-18	Percentage Reduction	Targeted Tons to Reduce in FY 2021-22	Percentage Reduction
Residential	2,018	13%	2,726	13%
Commercial	5,744	37%	7,758	37%
Industrial	5,744	37%	7,758	37%
Construction and Demolition	2,018	13%	2,726	13%
Goal	**15,523**	100%	**20,968**	100%

Source: Estimates calculated per County staff based on percentages from Vance County Manager's Office

Residential Waste

This plan targets 2,018 tons in FY 2017-18 and 2,726 tons in FY 2021-22 for reduction in the residential waste sector. **Table 8** summarizes the residential waste reduction methods to be used to meet the local goals.

Table 8.
Targeted Residential Waste reduction, FY's 2017-18 and 2021-22

Reduction Method	Targetted Materials	Estimated Tons FY 2017-18	Estimated Tons FY 2021-22
Source Reduction	Cardboard, Paper, Plastics, Glass and Aluminum	202	273
Recycling	Cardboard, Paper, Plastics, Glass and Aluminum	1,312	1,772
Reuse	Cardboard, Paper, Plastics, Glass and Aluminum	505	682
Total		2,018	2,726

Source: Estimates calculated per County staff based on percentages from Vance County Manager's Office

Commercial Waste

The goal for reducing the commercial waste is approximately 5,744 tons in FY 2017-18 and 7,758 tons in FY 2021-22. **Table 9** summarizes commercial waste reduction projections.

Table 9.
Targeted Commercial Waste Reduction, FY's 2017-18 and 2021-22

Reduction Method	Targetted Materials	Estimated Tons FY 2017-18	Estimated Tons FY 2021-22
Source Reduction	Cardboard and Paper	574	776
Recycling	Cardboard, Paper, Plastics, Glass and Aluminum	3,734	5,043
Reuse	Cardboard, Paper, and Plastics	1,436	1,940
Total		5,744	7,758

Source: Estimates calculated per County staff based on percentages from Vance County Manager's Office

Industrial Waste

The goal for reducing industrial waste is approximately 5,744 tons in FY 2017-18 and 7,758 tons in FY 2021-22. **Table 10** summarizes industrial waste reduction projections.

Table 10.
Targeted Industrial Waste Reduction, FY's 2017-18 and 2021-22

Reduction Method	Targetted Materials	Estimated Tons FY 2017-18	Estimated Tons FY 2021-22
Source Reduction	Cardboard and Paper	574	776
Recycling	Cardboard, Paper, Plastics, Glass and Aluminum	3,734	5,043
Reuse	Cardboard, Paper, and Plastics	1,436	1,940
Total		5,744	7,758

Source: Estimates calculated per County staff based on percentages from Vance County Manager's Office

Construction and Demolition (C&D) Waste

The goal for reducing construction and demolition (C&D) waste is approximately 2,018 tons in FY 2017-18 and 2,726 tons in FY 2021-22. **Table 11** summarizes construction and demolition (C&D) waste reduction projections.

Table 11.
Targeted Construction and Demolition Waste Reduction, FY 2014-15 and 2018-19

Reduction Method	Targetted Materials	Estimated Tons FY 2017-18	Estimated Tons FY 2021-22
Source Reduction	Wood Products	--	--
Recycling	Cardboard, Paper, Plastics, Glass, Aluminum	908	1,227
Reuse	Wood Products	202	273
Mulching	Wood Products	908	1,227
Total		2,018	2,726

Source: Estimates calculated per County staff based on percentages from Vance County Manager's Office

Section 5 – Waste Handling Characterization

Municipal Solid Waste (MSW)
Vance County offers residents eight (8) staffed convenient waste drop off centers strategically located throughout the county. Each site has facilities for both MSW and recyclable commodities. Vance County comingles its plastic, paper, glass and aluminum commodities. Cardboard, waste oil and electronics are collected separately. Vance County operates two (2) electronic waste collection centers and is considering opening a third.

Waste Industries operates the collection and transportation phases of our solid waste program. Waste industries also operate a "curbside" pick up program for residents on a private contract basis. Waste Industries transports both MSW and recyclables collected at the convenience sites to the main transfer station before moving the MSW stream to the Upper Piedmont Regional landfill. The recyclables are transported to Sunoco in Raleigh for separation and reuse. Noble Oil collects and transports the waste oil for Vance County.

Construction and Demolition Waste (C&D)
Construction and Demolition waste is collected only at the transfer station. At this time, Vance County does not have a deconstruction and materials reuse program in place. We recommend that demolition contractor's recycle as much construction material as they can. A portion of Vance County's C&D materials are directly disposed in the Granville County C&D landfill.

Land clearing and inert debris (LCID)
Land clearing and inert debris (LCID) or yard waste is not shown on the tables, but it is estimated that in 2011-2012 a total of 3,740 tons of this debris was received and stockpiled. The County then contracts with Simmons and Simmons to have the materials ground up approximately twice per year. The mulch that is produced from the grinding is then provided to the mulching contractor as a part of their contract. The mulch is primarily hauled out of Vance County and used as boiler fuel. In addition, an unknown amount of LCID material is disposed of in privately operated and permitted LCID landfills.

White goods
White goods are collected at all eight (8) manned convenience sites. The commodities are collected periodically and moved to a "staging" area at the old Vance County Landfill. At the staging area, the appliances that contain refrigerant are separated from those that do not contain gases. A private contractor (Alford Mechanical) removes the refrigerant (gas) from the units and the white goods are then stored at that location until enough have accumulated to make it worthwhile for them to be removed for recycling.

Scrap tires
Scrap tires are collected only at a specific location at the "old" Vance County landfill. Certified tire generators and those who bring more than four (4) tires at one time are required to complete the NC State Certification form. Vance County does not currently charge customers for tire disposal. The tires are brought to the scrap tire section of the transfer station. Drivers must have the tires load, secured and counted. The tires are dumped on the ground and once a week a

contractor loads the tires into an open top trailer. When the trailer is full, another contractor transports the tires to Central Carolina Tire Recycling for disposal. For FY 2011-2012 a total of 813 tons of scrap tires made up of 85% passenger vehicle tires and 15% heavy truck tires were collected and disposed of in Vance County.

Electronics

Electronic waste is currently being collected at two (2) of our eight (8) convenience sites. Customers bring the electronic waste to the convenience site and place the materials in 8x20 foot "PODS". When the PODS are full, the e-waste recycling contractor is called to remove the e-waste. The County contracted with American Greenz, Inc. for the FY 2011-2012 program as well as for July, August and September of 2012. Beginning in September 2012 the County ended the contract with American Greenz and has contracted with Metech Recycling for handling the electronic waste collection. During the FY 2011-2012, Vance County collected 118.55 tons of electronic waste.

Used Motor Oil

Collection of used motor oil is free of charge. All convenience sites are equipped with a 385-gallon tank to accept the motor oil. When the tanks are full, Noble Oil Company is called to recycle the used motor oil. During the FY 2011-2012 a total of 710 gallons of used motor oil was collected at the convenience sites. Residents may also bring used motor oil to designated auto repair facilities for disposal.

Section 6 – Assessment and Actions

The North Carolina Department of Environment and Natural Resources has mandated that certain waste stream elements are to be banned from disposal in landfills by proscribed dates:

NCGS 130A-309

1. Used oil.
2. Used Oil Filters (Effective July 1, 2009)
3. Oyster Shells (Effective January 1, 2007)
4. Yard debris, but may be accepted at a solid waste disposal area where the area provides and maintains separate yard trash composting facilities.
5. White goods
6 Antifreeze (ethylene glycol).
7 Aluminum cans (July 1, 2009)
8. Whole scrap tires
9. Lead-acid batteries
10. Beverage containers that are required to be recycled
11. Motor vehicle oil filters (Effective October 1, 2009)
12. Recyclable rigid plastic containers (Effective October 1, 2009
13. Wooden pallets (Effective October 1, 2009)
14. Discarded computer equipment (Effective January 1, 2011)
15. Discarded televisions (Effective January 1, 2011)
16. Lights containing Mercury (March 1, 2008)

In addition to being aware of the above banned elements and timetables, the following outlines and describes each solid waste management method as required by North Carolina G.S. 130A-309.09A (b). Each section includes an assessment of the current program if one exists and a summary of any intended actions with more detailed information on attached pages identified as "planning elements."

A. Reduction at the Source

- Over the past several years, some of the large local retailers are adopting significant waste reduction goals internally. This includes cardboard, metals and wood products.
- In cooperation with Waste Industries, a voluntary cardboard reduction program has been developed.
- Vance County has recycling bins at all the manned convenience sites to collect:
  1. Glass
  2. Plastic bottles
  3. Aluminum Cans
  4. News Papers
  5. Used Motor Oil
  6. Cardboard

B. Collection

Vance County:

- Waste Industries is under contract to collect and transport MSW, C&D and recyclables for Vance County.
- Vance County provides eight (8) manned convenience sites located in the rural areas of the County.

- The convenience sites are staffed through a contract with Waste Industries, Inc. The contract with Waste Industries (20 years) will need to be revisited prior to 2017.
- Waste Industries provides the roll off containers and compacters at each of the convenience sites. When the roll-off containers or compacter container are full, Waste Industries transports the MSW or recyclables to the transfer station for weighing prior to final disposition.
- Waste Industries, Inc. provides for once a week curbside residential collection to residents via an individual contract. It is up to the residents to arrange for this service.
- An attendant is at each site during operating hours.
- Hours of operation are Monday through Saturday from 7:00 AM to 6:30 PM, and Sunday from 1:00 PM to 6:00 PM.
- Residential solid waste is accepted at each site in an enclosed compactor.
- There is an open top container for bulk type waste.
- White goods and a variety of recyclable materials are also collected at the individual sites.
- All commercial and industrial waste generators must haul their own material or contract with a private hauler for waste collection.
- The County of Vance does not have any franchise agreements.

City of Henderson:

- Residential and downtown commercial waste is collected by Waste Industries through a contract.
- The service provided to the City is a once per week curb side pick with the option for backyard pick up at an additional fee for the elderly and disabled.
- The City Public Services Department picks up recyclables and yard waste every other week.
- Waste Industries collects downtown commercial waste once per week with the option of additional pickups at $25 per pickup.

Town of Middleburg:

- The Town of Middleburg contracts its yard waste with Waste Industries Inc.
- The residential waste service is contracted through Waste Industries for once per week curbside service.
- All commercial and industrial waste generators must contract with a private waste hauler for their waste collection.
- The Town of Middleburg does not have any franchise agreements.

Town of Kittrell:

- The Town of Kittrell does not provide any collection of any solid waste.
- The County does provide a manned convenience site near the Town of Kittrell for residential waste disposal.
- All commercial and industrial waste generators must contract with a private waste hauler for their waste collection.
- The Town of Kittrell does not have any franchise agreements.

C. Recycling and reuse - Vance County provides its residents with comingled recycling services at the eight (8) convenience sites. Waste Industries operates and maintains the

convenience sites and the transfer station which includes the comingled recycling through a contract with the county.

Items taken in the comingled containers:

- Metal/aluminum cans
- Plastic bottles and jugs
- Glass
- Newspaper

Items taken in separate containers are:

- Cardboard
- Waste Oil
- Electronics
- Considering collection of waste cooking oil

Vance County has in the past and will continue to encourage residential, commercial, and industrial customers to reduce, reuse or recycle as many commodities as practical.

One waste stream reduction program that is being promoted is textile recycling. A number of private charities have placed textile recycling bins in strategic locations throughout the county. Organizations such as Planet Aid, Work Force Solutions, and the Salvation Army have been promoting this program for the past several years. Tonnage data is not available.

The following is a breakdown of recycling and reuse programs within Vance County and the county's municipalities:

City of Henderson:

- The City of Henderson has been providing a curbside-recycling program since April 1995. The curbside recyclables are placed in bins by the residents and collected every other week by the Public Services Department.
- Currently, the City is recycling about 234 tons of recyclable materials per year (FY 2011-2012).
- There are seven (7) different materials collected every other week.
- The materials collected are newspaper, "brown" paper, plastic milk jugs, plastic soda bottles, steel cans, aluminum cans, glass.
- The City of Henderson currently co-mingles its recyclables and transports them to the Vance County Transfer station.
- This is a voluntary program with approximately a 56% participation rate. The city is considering Mandatory recycling.

Town of Middleburg:

- The Town of Middleburg does not have an organized town recycling program. Currently the residents of Middleburg use the County Convenience Sites for recycling.

Town of Kittrell:

- The Town of Kittrell does not have an organized town recycling program. Currently the residents of Kittrell use the County Convenience Sites for recycling.

Unincorporated Areas of Vance County:

- Vance County has been providing a recycling program since June 1991.
- Currently, the County is recycling about 703.67 tons of recyclable material per year (FY 2011-2012).

- The County provides eight (8) manned convenience sites, which accept a variety of recyclable materials.
- Six (6) different materials are collected. These include newspaper, cardboard, plastic milk jugs and plastic soda bottles, aluminum cans, glass, and used motor oil.
- White goods, other metals, tires, and yard debris are collected at the County's central recycling site/transfer station. White goods may be dropped off at any of the eight (8) manned convenience sites and then transported to the transfer station.
- While the county currently comingles its recyclable collection, historical percentages and the overall recycled tonnage data were used to estimate specific amount and types of materials collected by the County. This is shown in **Table 12.**
- Participation in residential recycling is encouraged.
- Both the Towns of Kittrell and Middleburg have manned convenience sites located close to the town limits, providing a place for town residents to drop off their recycling.
- Any business or industry may use the manned convenience sites for recycling. It is undetermined how much recycling businesses and industries are doing.
- As of July 1, 2008, bars and restaurants are mandated to contract with a recycling firm for aluminum cans, glass and plastic bottles.
- It is clear that a large amount of recyclable materials remain in the waste stream.

Table 12.
Residential Recycling in Tons, FY 2011-2012

Materials	Vance County	Henderson	Total
Glass (Clear, Green, Brown)	246.29	81.76	328.05
Plastics (HDPE and PETE)	42.22	14.02	56.24
Aluminum Cans	35.18	11.68	46.86
Steel Cans	42.22	14.02	56.24
Newspaper	281.47	93.44	374.91
Cardboard	--	--	--
Mixed Paper	35.18	11.68	46.86
Telephone Books	--	--	--
White Goods/Other Metals	21.11	7.01	28.12
Total	**703.67**	**233.61**	**937.28**

Source: Tons recycled derived from County and Municipal Annual Solid Waste Reports.

D. Composting and Mulching

Composting: Vance County will continue to encourage residential composting through a cooperative effort with the County Extension Service and local landscapers. In order to accomplish this, the county will work with the Cooperative Extension Service to conduct residential composting workshops.

Mulching: Yard waste is accepted and stockpiled at the Vance County central recycling site. On an as needed basis and approximately two times a year depending on the site conditions, the County has Simmons and Simmons complete the grinding operation. In FY 2011-2012 approximately 3,740 tons of yard waste was ground. The resulting mulch is sold to the mulching contractor as a part of their contract.

The current program will continue with the county continuing to seek revenue-producing markets or alternative methods of collecting composing and mulching waste.

E. Incineration with energy recovery

Vance County does not operate an incinerator and does not plan to use incineration with energy recovery.

F. Incineration without energy recovery

Vance County does not operate an incinerator and does not plan to use incineration without energy recovery.

G. Transfer outside the geographic area

Vance County does not currently operate a landfill. All waste collected in the county goes through the county transfer station. The transfer station is operated and maintained by Waste Industries though a long term contract. Collected MSW is transported by Waste Industries mainly to the Upper Piedmont Landfill in Person County.

A total of 44,587 tons was collected at the Vance County Transfer Station in FY 2011-2012. Of that amount, 1,750 was from Franklin County with 11,727 from Granville County, 1,578 from Warren County and 29,532 from Vance County. Nearly all of that waste was transferred to the Upper Piedmont Regional Landfill.

H. Disposal

The Vance County landfill closed on December 31, 1997. Since this time, Vance County has not operated its own MSW landfill and does not have a C&D landfill. Currently the county transfers all of its waste out of the county through the use of a transfer station that is owned and operated by Waste Industries, Inc. The majority of the waste from the transfer station is sent to a regional landfill located in Person County. Vance County had applied for a permit for a construction and demolition (C&D) landfill, but was denied.

I. Education with the community and through the schools

Current Program:

- Educational presentations are given to civic groups by Vance County, through the Vance County/City of Henderson Appearance Commission, the Vance County Compliance Officer, the School Public Information Officer (Terri Hedrick) and the County Manager.
- The City of Henderson distributes pamphlets describing their curbside program, as well as how to prepare materials for recycling.
- Vance County prepared a pamphlet that encourages recycling, discourages littering, and seeks to promote a sense of pride in the community.
- It is possible for the residential recycling program to be increased through better community education. The types of community education provided can include sending out brochures, additional civic presentations, and the use of the media.

Intended Actions:

- Vance County seeks to be more aggressive with recycling programs by pursuing grant opportunities.
- Increased enforcement by the Vance County Compliance Officer and the Vance County Sheriff's Office
- Develop a renewed relationship between the Vance County and the City of Henderson's Appearance Commission.
- The County Manager provides tours of the old landfill and transfer station, as well as speaking to classes about solid waste, recycling, etc. Also, the Vance County Planning Office makes presentations to civic groups concerning solid waste.
- The County Manager will continue to provide pamphlets, tours, and presentations to schools and the general public. Also, the County Manager will assist the schools in obtaining educational materials available from the NC Division of Environmental Assistance and Pollution Prevention and the NC Office of Environmental Education.
- The Appearance Commission has recommended that Vance County become a member of "Keep America Beautiful".

J. Management of special waste

Scrap Tires

- Currently, scrap tires are collected only at our central facility behind the transfer station. There is no cost for this service to the public.
- Scrap tires may be brought to this facility by certified tire generators. County residents may bring up to four (4) tires to this facility. County residents who bring more than four (4) tires must complete a state mandated form. Scrap tires are placed and stored on the ground for up to ten (10) days. Once every ten days a private contractor loads the scrap tires into an open top trailer provided by Central Carolina Tire Recycling. Once the trailer is full, a contract trucking company takes the trailer to Central Carolina Tire Recycling in Harnett County. For FY 2011-2012, 813 tons of scrap tires was received by Central Carolina Tire Recycling.
- Vance County is considering accepting scrap tires at one or more convenience sites. Currently our convenience sites do not accept scrap tires.
- Scrap tires are transported to Central Carolina Tire Recycling in Harnett County when the open top trailer is full.
- Vance County consistently attempts to make the scrap tire program more efficient and cost effective while also making the program convenient for residents.

White Goods

- White goods are accepted at all eight (8) Vance County Convenience sites. Daily, an employee checks the convenience sites for white goods, loads the white goods and transports them to the main storage location at the transfer station. In FY 2011-2012 25 tons of white goods were recycled.
- When the white goods are transported to the transfer station, the units with refrigerant are separated from the units that do not contain refrigerant gas. The refrigerant gas is extracted by Alford Mechanical, Inc. of Bunn, North Carolina. For FY 2011-2012, 4 pounds of refrigerant was recovered.

- White goods delivered to the central storage area are stored on the ground. No white good containing refrigerant is handled with an excavator until after the refrigerant is extracted.
- White goods are transported to the recycler at least twice yearly by a third party trucking company.

Electronics

- Vance County implemented an electronics recycling program in July of 2011. For FY 2011-2012, American Greenz, Inc. provided recycling services for the county. To kick off the program, American Greenz conducted an electronics recycling event in conjunction with the Henderson Vance Spring Clean Up. Information on the program was distributed to all in attendance. Vance County purchased two (2) PODS through a NC DENR grant and placed them at two (2) of the county's convenience sites. The county advertised the program through articles in the local newspaper and on the local radio station. Collected at the two locations are: computers, TV's, small appliances, computer peripherals, printers, etc. County residents bring the e-waste to a collection site and stack the materials inside the weather proof POD. The contractor is called when the POD is full. The contractor has been collecting the materials approximately once every ten to fourteen days. Vance County is considering collecting electronics at a third site within the next year.
- The public was made aware of the e-waste collections program through information published in the local newspaper, radio stations, messages to the schools and community college. Several e-waste recycling events have been held since the program began.
- Through a contract, the e-waste recycler is responsible for counting and weighing the commodities collected in the county.
- The Vance County Solid Waste and Planning and Development Departments have notified other departments and municipalities of the e-waste collections program. The program is available to any county resident or municipality.
- Vance County has a separate line item in the solid waste budget to account for funds received through this program. Funds will be spent in accordance to NC DENR guidelines.
- Vance County has ended its contract with American Greenz and began with a new e-waste recycler in September 2012. The newly selected contractor, Metech Recycling, is both e-Stewards and R2 certified.

Abandoned Manufactured Homes

- Vance County does have an abandoned manufactured mobile home abatement plan. During the first year of the abandoned manufactured home abatement program, Vance County disposed of 34 units (Dec 2009 – Nov 2010). The County is interested in continuing the program with the assistance of DENR. See section XI for the County's Abandoned Mobile Home Plan.

Vance County Solid Waste Management Plan

July 1, 2012 – June 30, 2022

County Transfer Station

The County Courthouse



Solid Waste Convenience Site

VANCE COUNTY

A variety of lifestyles, vocations and opportunities

VISION
County Developed Business Park
New Library
Hospital Expansion
Recreation Complex

VITALITY
Established Retail Center
Highly Ranked Micropolitan Area
Growing Labor Force

VARIETY
Kerr Lake
YMCA
Vance-Granville Community College
Close to Raleigh & Durham

COUNTY OF VANCE VISION 18 VANCE 81 VITALITY VARIETY NORTH CAROLINA

County Administration
122 Young Street
Suite B
Henderson, NC
252-738-2001
www.vancecounty.org

Previous Versions

Adopted September 2000; amended August 12, 2002; amended June 1, 2009; amended July 6, 2009 (inclusion of abandoned mobile home plan); amended December 6, 2010 (inclusion of electronic waste recycling component)

vision • vitality • variety

Table of Contents

I. Local Contacts ----------

II. Public Participation ----------

III. Waste Characterization ----------

IV. Waste Reduction Goals ----------

V. Waste Handling Characterization ----------
- a. Municipal Solid Waste (MSW) ----------
- b. Construction and Demolition Waste (C&D) ----------
- c. Land Clearing and Inert Debris (LCID) ----------
- d. White Goods ----------
- e. Scrap Tires ----------
- f. Electronics ----------
- g. Used Motor Oil ----------

VI. Assessment and Actions ----------
- a. Reduction at the Source ----------
- b. Collection ----------
- c. Recycling and Reuse ----------
- d. Composting and Mulching ----------
- e. Incineration with Energy Recovery----------
- f. Incineration without Energy Recovery ----------
- g. Transfer outside geographic area ----------
- h. Disposal ----------
- i. Education with the Community and through the schools ----------
- j. Management of Special Wastes:
  1. Scrap Tires ----------
  2. White Goods ----------
  3. Electronics ----------
  4. Abandoned Manufactured Homes ----------
  5. Household Hazardous Waste ----------
  6. Other Special Wastes ----------
- k. Prevention of illegal disposal and management of litter ----------
- l. Purchase of recycled products ----------

VII. Solid Waste Management Costs ----------

VIII. Emergency/Disaster Debris Management and Animal Mortality ----------

IX. Abandoned Manufactured Home Plan ----------

X. Electronic Waste Management Plan ----------
a. Electronic Waste Collection Contract and Contractor Certifications

XI. Resolutions of Endorsement and Approval ----------

XII. Ordinances ----------

XIII. Additional Plan Items ----------
a. Waste Reduction Goal Sheet
b. Affidavit of Publication for public hearing notice

Appendix A. *Map of Vance County Planning Area*

Appendix B. *Map of Vance County Manned Convenience Sites*

Appendix C. *Map of County Waste Collection Area*

Appendix D. *Full Cost Accounting*

Section 1 – Local Contacts

1. Jerry L. Ayscue, Vance County Manager
   122 Young Street
   Henderson, NC 27536
   252-738-2002
   jlayscue@vancecounty.org

2. Jordan McMillen, Vance County Director of Planning and Development
   156 Church Street Suite 003
   Henderson, NC 27536
   jmcmillen@vancecounty.org

3. Lee Bodenhamer, Manager
   Waste Industries
   241 Vanco Mill Road
   Henderson, NC 27537
   252-438-5333

4. Frank Frazier, Assistant City Manager (City of Henderson)
   234 Rose Ave
   Henderson, NC 27536
   252-430-5703
   ffrazier@ci.henderson.nc.us

5. Tom Anderson, Community Improvement Specialist (Vance County)
   156 Church Street Suite 003
   Henderson, NC 27536
   tanderson@vancecounty.org

6. Chris Fowler, Compliance Officer (Vance County)
   156 Church Street, Suite 003
   Henderson, NC 27536
   cfowler@vancecounty.org

Vance County Solid Waste Planning Committee/Appearance Commission

1. Terri Hedrick – Chairperson (Appearance Commission)
2. Anne Bunch – Vice Chairperson (Appearance Commission)
3. Marion B. Perry
4. Bernadette Jefferson
5. Mary Anderson
6. Nettie White
7. Darrell Mullinix
8. Elizabeth Wyatt
9. Mitch Wyatt
10. Tom Anderson – Vance County Community Improvement Specialist
11. Chris Fowler – Environmental Compliance Officer (Vance County)
12. Vacant-Environmental Manager-Vance County.

Section 2 – Public Participation

This plan was prepared in accordance with North Carolina State Statute 130A-309.09A (b) for the purpose of meeting local solid waste needs and protecting the public health and the environment. Preparation of this plan was done through collaboration of the Vance County Manager's Office, Vance County Planning and Development Department, NC-Solid Waste Section, and the Vance County Appearance Commission. On a monthly basis, the Vance County Planning representatives and the County Manager's Office met with the County Appearance Commission. The Appearance Commission is appointed by the Vance County Board of Commissioners to assist planning and solid waste staff in promoting a system of "best management practices" for solid waste matters.

Specifically regarding the solid waste plan, individual meetings were held with both the City and County Appearance Commissions on August 13, 2012. A review of the plan took place and questions as well as comments were noted. A second meeting was held with both groups on September 10, 2012, to finalize the plan and incorporate their comments. These meetings provided an opportunity for comments and questions as well as public input. At the conclusion of the second meeting of both boards, motions of support were given and a vote to support the solid waste plan occurred.

Additionally a public hearing was scheduled and took place on November 5, 2012 to gain additional citizen input into the 10 year solid waste plan update. (See attached affidavit of publication). PUBLIC COMMENTS?.

The implementation of the Vance County Comprehensive Solid Waste Management Plan and the three year updates provide Vance County Management with a plan for reducing the waste stream over the next 10 years, with revised up-dates every three years. The planning area includes Vance County and the following municipalities: City of Henderson, Town of Kittrell, and the Town of Middleburg.

Vance County's plan sets the following goals to provide a vision in which the County will move forward in the area of solid waste management.

Solid Waste Goals

- Protect the public health and environment.
- Provide efficient, cost-effective solid waste collection, disposal, and reduction programs.
- Improve Vance County's appearance through litter control.
- Meet the established local waste reduction goals.
- Reduce incidents of illegal dumping and littering in Vance County.

Section 3 – Waste Characterization

The Vance County Solid Waste Management Plan update covers Vance County and its three incorporated municipalities during the FYs 2012-2022. The majority of Vance County's residents live in the unincorporated areas (see **Table 1**).

Table 1.
Vance County Population

	Certified		Projections		
Municipalities	**2000**	**2010**	**2015**	**2020**	**2022**
Henderson	16,095	15,368	15,695	15,953	16,057
Kittrell	148	467	470	475	480
Middleburg	162	133	132	130	130
Unincorporated Area	26,549	29,454	29,865	30,364	30,559
Total	42,954	45,422	46,162	46,922	47,226

Source: U.S. Census Bureau (Certified Populations); NC Office of State Budget and Management (County projections); Vance County Planning Dept. calculation (Town and City projections).

Waste Stream Characteristics

Definitions of waste types:
Residential – generated by households (single family, multi-family, and manufactured homes).
Commercial – generated by commercial activities.
Industrial – generated by industrial activities.
Construction/Demolition – generated by construction and demolition activities.
Inert Debris – Yard Waste, branches and stumps.
Scrap Tires – Used Tires (not permitted in landfills)
White Goods – Used Appliances
Electronic Waste – Computers, Televisions and Other Small Appliances

Vance County and its municipalities disposed of approximately 33,796 tons of MSW waste in FY 2011-2012. An estimate of the waste disposed by sector is shown in **Table 2**. These calculations are based on tonnage provided by Waste Industries, and estimates by county staff.

Table 2.
Estimated Waste Disposed by Sector, FY 2011-12

Waste Generator	Tonnage (03-04)	Percent of Waste (03-04)	Tonnage (07-08)	Percent of Waste (07-08)	Tonnage (11-12)	Percent of Waste (11-12)
Residential	17,706	27%	13,435	38%	8,886	26%
Commercial	22,298	34%	11,880	34%	11,491	34%
Industrial	13,770	21%	4,288	12%	9,155	27%
Construction and Demolition (C&D)	11,806	18%	5,339	15%	4,264	13%
Total (Tons)	**65,580**	100%	**34,942**	100%	**33,796**	100%

Source: Staff estimates based upon receipts from Waste Industries plus data from Granville County C&D Landfill.

The planning area estimates that 26% of the waste is residential waste, 34% of the waste is commercial waste, 27% of the waste is industrial waste, and 13% of the waste is construction and demolition (C&D) waste.

For FY 2011-2012, land clearing and inert debris (LCID) or yard waste is (not shown on the above table), but it is estimated that 3,740 tons of this debris is stockpiled and run through a tub grinder which produces mulch. The mulch is then provided to the mulching contractor as a part of their mulching contract. In addition, an unknown amount of LCID material is disposed of in privately operated and permitted LCID landfills.

Additionally during the FY 2011-2012, the county collected 710 gallons of used motor oil, 24.61 tons of white goods, 65 tons of scrap tires, and recycled a total of 703.67 tons which included 118.37 tons of electronic waste and 258.79 tons of cardboard.

Table 3 provides a summary and break down of the total amount of residential waste collected from each of the eight (8) county convenience sites. The sites are manned, and with their convenient locations geographically throughout the county provide an opportunity for residents to drop off municipal solid waste, recyclables, white goods, motor oil, and electronic waste at two of the sites.

Table 3.
Residential Waste Collection by Convenience Sites, FY 2011-12

Convenience Site	Trash Tons	Household Recycling Tons
Site #2 (Warrenton Road)	1,832.94	57.75
Site #7 (Brodie Road)	1,718.42	71.71
Site #5 (Old Aycock School Site)	1,224.38	27.91
Site #3 (Gun Club Road)	1,003.85	46.43
Site #6 (Old Zeb Vance School Site)	947.11	29.30
Site #8 (Drewry-Manson Road)	894.13	35.08
Site #1 (Old County Landfill Site)	856.39	33.83
Site #4 (Tungsten Mine Road)	407.52	22.88
Totals	**8,884.74**	**324.89**

Source: Waste Industries; Note: This is not an all-inclusive list of all municipal solid waste and recyclables. The sites collect a portion of the total solid waste and recyclables.

Table 4 lists major waste generators, estimates, and the primary waste materials disposed through the Solid Waste Transfer Station in Vance County. The most common non-residential materials disposed are (C&D) materials.

Table 4.
Non-Residential Major Waste Generators and Estimated Tons, FY 2011 – 2012

Source	Tons	Major Material
Proctor & Gamble Companies	585.40	Industrial
Walmart	332.69	N/A
Variety Wholesalers	324.35	N/A
Maria Parham Medical Center	323.10	Medical and Industiral
Vescom	221.11	Industrial
Teichmann (Contractor at IAMS)	169.55	Industrial & C&D
MR Williams, Inc.	144.54	C&D Material
Lowes Home Improvement	128.21	Industrial & C&D
Cole's Backhoe	126.75	C&D Material
Golden Corral	118.85	Industrial
Eastern Minerals	113.58	Industrial
Saint-Gobain Containers	111.24	Industrial
Architect Builder	100.79	C&D Material
Gupton Servicing	95.33	C&D Material
H.G. Reynolds	92.57	C&D Material
Staples	86.74	Industrial
W.W. Properties	86.45	C&D Material
The Peanut Roaster	86.09	Industrial
The Rogers Group	85.97	C&D Material
Rehab Builders	81.11	C&D Material
Vance Construction	78.51	C&D Material
Roses #183	76.19	Industrial
NC Dept. of Transportation	69.72	C&D Material
Pacific Coast Feathers Co.	64.82	Industrial
Carolina Country Snacks	62.06	Industrial
Kerr Lake Reservoir	60.87	C&D Material
Idaho Timber	52.03	C&D Material
Jerry's Artarama	50.48	Industrial
Total	**3,929**	

Source: Receipts from Waste Industries.

Section 4 – Waste Reduction Goals

The North Carolina Department of Environment and Natural Resources established a state "baseline" goal of 20% waste reduction for the year 2006 and then a 40% reduction goal to be reached by 2014.

The waste reduction goals can be converted from percent to tons diverted by examining population estimates and past waste disposal figures. The baseline (FY 1991-1992) disposal rate was 1.11 tons per capita **(figure provided by the NC Solid Waste Section-August 30, 2000).** At this per capita disposal rate, Vance County would dispose of 51,745 tons in FY 2017-18 and 52,421 tons in FY 2021-22 (see **Table 5**).

Table 5.
Five and Ten Year Waste/Population Projections (using base per capita disposal rate)

Year	Population	Waste Disposal	Per Capita Disposal Rate
Baseline Year, 1991-92	39,095	43,267	1.11
FY 2000-01	42,954	68,420	Actual
FY 2007-08	43,583	34,942	Amount
Year	**Projected Population**	**Projected Waste Disposal**	
FY 2013-14	46,010	51,071	1.11
FY 2017-18	46,617	51,745	1.11
FY 2021-22	47,226	52,421	1.11

Source: Population projections from the NC Office of State Budget and Management; Historical population from US Census Bureau; Baseline Year per Capita provided by the NC Solid Waste Section, 8/30/2000; Calculations by the Vance County Planning and Development Department.

In the past, Vance County has not met its local goals for waste reduction although with the economic downturn coupled with additional waste reduction measures, the county has been able to meet its 20% waste reduction goal in 2008 and its 30% waste reduction goal in 2012. While construction and demolition (C&D) waste has been drastically reduced over that same period, it is also important to note that all sectors (residential, commercial, and industrial waste) have declined. The commercial and industrial reduction appears to be related to the loss of industry in Henderson and Vance County while the reduction in C&D waste may be a result of less building activity over the last few years. With the economy seemingly having an effect on those sectors, it is important to point out that residential waste has been reduced as well. A good portion of this reduction is a result of proactive waste reduction measures implemented by the County.

Looking forward, Vance County looks to maintain a 30% reduction goal through 2018 and has increased the reduction goal to 40% through 2022. In order to maintain the 30% reduction through 2018 the County must maintain its per capita disposal rate of 0.78 and then in order to meet a local goal of 40% by 2022, the county must reduce its per capita disposal rate to 0.67 in FY 2021-22. (see **Table 6**).

While Table 5 presented waste projections based upon the base per capita rate (1.11), **table 6** provides a look at past as well as future waste reduction goals and status. Using the new target per capita rates, the target annual tonnage for disposal by Vance County would be 36,221 tons in FY 2017-18 and 31,453 tons in FY 2021-22. It is important to note that the county's tonnage disposed in FY 2007-08 met the 20% waste reduction goal and the tonnage disposed in FY 2011-2012 (33,796 tons) meets the 30% waste reduction goal.

Table 6.
Targeted Waste Reduction, FY's 2017-18 and 2021-22

Calculations	FY 2000-2001	FY 2007-2008	FY 2011-2012	FY 2017-2018	FY 2021-2022
1. Baseline year per capita disposal rate (County figure provided by NC Solid Waste Section)	1.11	1.11	1.11	1.11	1.11
2. Percent Waste Reduction Goal	20%	20%	30%	30%	40%
3. Targeted per capita disposal rate (Subtract the percent goal from 1.0, then multiply result by line 1)	0.89	0.89	0.78	0.78	0.67
4. Population in the new waste reduction goal year (Projections - Office of State Planning; Historical - Census Bureau)	42,954	43,583	45,708	46,617	47,226
5. Projected Tonnage for disposal at baseline disposal rate (multiply line 1 by line 4)	47,679	48,377	50,736	51,745	52,421
6. Targeted annual tonnage for disposal at targeted goal rate (multiply line 3 by line 4)	38,143	38,702	35,515	36,221	31,453
7. Targeted annual tonnage to reduce (subtract line 6 from line 5)	9,536	9,675	15,221	15,523	20,968
Status of Goals	NOT MET	MET	MET	PROPOSED	PROPOSED

Source: Vance County Planning and Development Department calculation

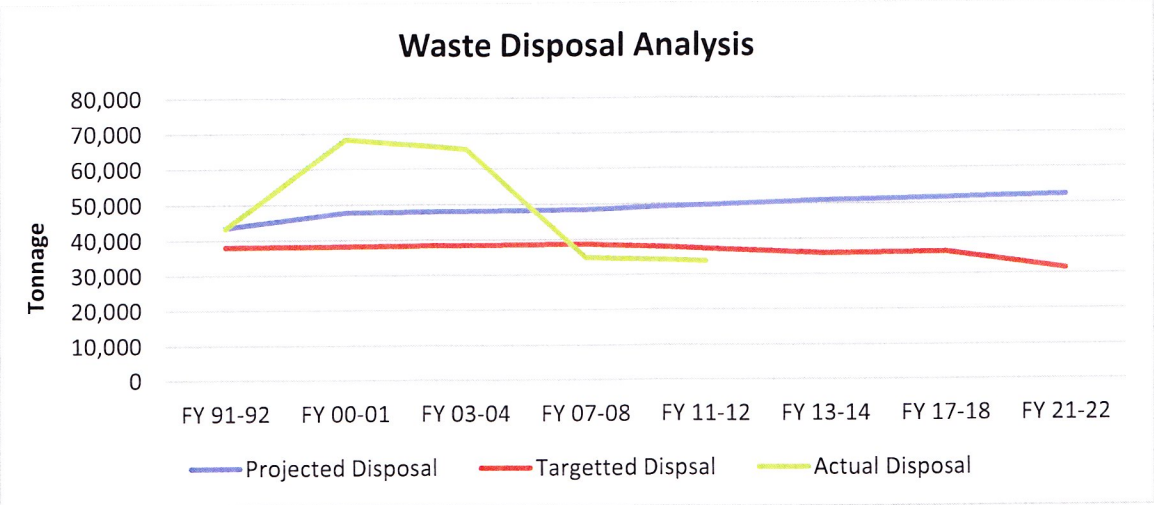

This plan is designed to determine the feasibility of our waste stream reduction goals and develop plans to meet those objectives. To do this, Vance County will target the types of waste generated as shown in **Table 7.** For a complete analysis of how these wastes will be targeted along with specific waste reduction activities see Section 6 below.

Table 7.
Approximate Waste Reduction by Sector, FY's 2017-18 and 2021-22

Waste Type	Targeted Tons to Reduce in FY 2017-18	Percentage Reduction	Targeted Tons to Reduce in FY 2021-22	Percentage Reduction
Residential	2,018	13%	2,726	13%
Commercial	5,744	37%	7,758	37%
Industrial	5,744	37%	7,758	37%
Construction and Demolition	2,018	13%	2,726	13%
Goal	**15,523**	100%	**20,968**	100%

Source: Estimates calculated per County staff based on percentages from Vance County Manager's Office

Residential Waste

This plan targets 2,018 tons in FY 2017-18 and 2,726 tons in FY 2021-22 for reduction in the residential waste sector. **Table 8** summarizes the residential waste reduction methods to be used to meet the local goals.

Table 8.
Targeted Residential Waste reduction, FY's 2017-18 and 2021-22

Reduction Method	Targetted Materials	Estimated Tons FY 2017-18	Estimated Tons FY 2021-22
Source Reduction	Cardboard, Paper, Plastics, Glass and Aluminum	202	273
Recycling	Cardboard, Paper, Plastics, Glass and Aluminum	1,312	1,772
Reuse	Cardboard, Paper, Plastics, Glass and Aluminum	505	682
Total		2,018	2,726

Source: Estimates calculated per County staff based on percentages from Vance County Manager's Office

Commercial Waste

The goal for reducing the commercial waste is approximately 5,744 tons in FY 2017-18 and 7,758 tons in FY 2021-22. **Table 9** summarizes commercial waste reduction projections.

Table 9.
Targeted Commercial Waste Reduction, FY's 2017-18 and 2021-22

Reduction Method	Targetted Materials	Estimated Tons FY 2017-18	Estimated Tons FY 2021-22
Source Reduction	Cardboard and Paper	574	776
Recycling	Cardboard, Paper, Plastics, Glass and Aluminum	3,734	5,043
Reuse	Cardboard, Paper, and Plastics	1,436	1,940
Total		5,744	7,758

Source: Estimates calculated per County staff based on percentages from Vance County Manager's Office

Vance County Solid Waste Management Plan

July 1, 2012 – June 30, 2022



County Transfer Station

The County Courthouse



Solid Waste Convenience Site

VANCE COUNTY

A variety of lifestyles, vocations and opportunities

VISION
County Developed Business Park
New Library
Hospital Expansion
Recreation Complex

VITALITY
Established Retail Center
Highly Ranked Micropolitan Area
Growing Labor Force

VARIETY
Kerr Lake
YMCA
Vance-Granville Community College
Close to Raleigh & Durham

COUNTY OF VANCE
VISION
18 VANCE 81
VITALITY VARIETY
NORTH CAROLINA

County Administration
122 Young Street
Suite B
Henderson, NC
252-738-2001
www.vancecounty.org

Previous Versions

Adopted September 2000; amended August 12, 2002; amended June 1, 2009; amended July 6, 2009 (inclusion of abandoned mobile home plan); amended December 6, 2010 (inclusion of electronic waste recycling component)

vision • vitality • variety

Table of Contents

I. Local Contacts ----------

II. Public Participation ----------

III. Waste Characterization ----------

IV. Waste Reduction Goals ----------

V. Waste Handling Characterization ----------
- a. Municipal Solid Waste (MSW) ----------
- b. Construction and Demolition Waste (C&D) ----------
- c. Land Clearing and Inert Debris (LCID) ----------
- d. White Goods ----------
- e. Scrap Tires ----------
- f. Electronics ----------
- g. Used Motor Oil ----------

VI. Assessment and Actions ----------
- a. Reduction at the Source ----------
- b. Collection ----------
- c. Recycling and Reuse ----------
- d. Composting and Mulching ----------
- e. Incineration with Energy Recovery----------
- f. Incineration without Energy Recovery ----------
- g. Transfer outside geographic area ----------
- h. Disposal ----------
- i. Education with the Community and through the schools ----------
- j. Management of Special Wastes:
  1. Scrap Tires ----------
  2. White Goods ----------
  3. Electronics ----------
  4. Abandoned Manufactured Homes ----------
  5. Household Hazardous Waste ----------
  6. Other Special Wastes ----------
- k. Prevention of illegal disposal and management of litter ----------
- l. Purchase of recycled products ----------

VII. Solid Waste Management Costs ----------

VIII. Emergency/Disaster Debris Management and Animal Mortality ----------

IX. Abandoned Manufactured Home Plan ----------

X. Electronic Waste Management Plan ----------
a. Electronic Waste Collection Contract and Contractor Certifications

XI. Resolutions of Endorsement and Approval ----------

XII. Ordinances ----------

XIII. Additional Plan Items ----------
a. Waste Reduction Goal Sheet
b. Affidavit of Publication for public hearing notice

Appendix A. *Map of Vance County Planning Area*

Appendix B. *Map of Vance County Manned Convenience Sites*

Appendix C. *Map of County Waste Collection Area*

Appendix D. *Full Cost Accounting*

Section 1 – Local Contacts

1. Jerry L. Ayscue, Vance County Manager
   122 Young Street
   Henderson, NC 27536
   252-738-2002
   jlayscue@vancecounty.org

2. Jordan McMillen, Vance County Director of Planning and Development
   156 Church Street Suite 003
   Henderson, NC 27536
   jmcmillen@vancecounty.org

3. Lee Bodenhamer, Manager
   Waste Industries
   241 Vanco Mill Road
   Henderson, NC 27537
   252-438-5333

4. Frank Frazier, Assistant City Manager (City of Henderson)
   234 Rose Ave
   Henderson, NC 27536
   252-430-5703
   ffrazier@ci.henderson.nc.us

5. Tom Anderson, Community Improvement Specialist (Vance County)
   156 Church Street Suite 003
   Henderson, NC 27536
   tanderson@vancecounty.org

6. Chris Fowler, Compliance Officer (Vance County)
   156 Church Street, Suite 003
   Henderson, NC 27536
   cfowler@vancecounty.org

Vance County Solid Waste Planning Committee/Appearance Commission

1. Terri Hedrick – Chairperson (Appearance Commission)
2. Anne Bunch – Vice Chairperson (Appearance Commission)
3. Marion B. Perry
4. Bernadette Jefferson
5. Mary Anderson
6. Nettie White
7. Darrell Mullinix
8. Elizabeth Wyatt
9. Mitch Wyatt
10. Tom Anderson – Vance County Community Improvement Specialist
11. Chris Fowler – Environmental Compliance Officer (Vance County)
12. Vacant-Environmental Manager-Vance County.

Section 2 – Public Participation

This plan was prepared in accordance with North Carolina State Statute 130A-309.09A (b) for the purpose of meeting local solid waste needs and protecting the public health and the environment. Preparation of this plan was done through collaboration of the Vance County Manager's Office, Vance County Planning and Development Department, NC-Solid Waste Section, and the Vance County Appearance Commission. On a monthly basis, the Vance County Planning representatives and the County Manager's Office met with the County Appearance Commission. The Appearance Commission is appointed by the Vance County Board of Commissioners to assist planning and solid waste staff in promoting a system of "best management practices" for solid waste matters.

Specifically regarding the solid waste plan, individual meetings were held with both the City and County Appearance Commissions on August 13, 2012. A review of the plan took place and questions as well as comments were noted. A second meeting was held with both groups on September 10, 2012, to finalize the plan and incorporate their comments. These meetings provided an opportunity for comments and questions as well as public input. At the conclusion of the second meeting of both boards, motions of support were given and a vote to support the solid waste plan occurred.

Additionally a public hearing was scheduled and took place on November 5, 2012 to gain additional citizen input into the 10 year solid waste plan update. (See attached affidavit of publication). PUBLIC COMMENTS?.

The implementation of the Vance County Comprehensive Solid Waste Management Plan and the three year updates provide Vance County Management with a plan for reducing the waste stream over the next 10 years, with revised up-dates every three years. The planning area includes Vance County and the following municipalities: City of Henderson, Town of Kittrell, and the Town of Middleburg.

Vance County's plan sets the following goals to provide a vision in which the County will move forward in the area of solid waste management.

Solid Waste Goals

- Protect the public health and environment.
- Provide efficient, cost-effective solid waste collection, disposal, and reduction programs.
- Improve Vance County's appearance through litter control.
- Meet the established local waste reduction goals.
- Reduce incidents of illegal dumping and littering in Vance County.

Section 3 – Waste Characterization

The Vance County Solid Waste Management Plan update covers Vance County and its three incorporated municipalities during the FYs 2012-2022. The majority of Vance County's residents live in the unincorporated areas (see **Table 1**).

Table 1.
Vance County Population

	Certified		Projections		
Municipalities	**2000**	**2010**	**2015**	**2020**	**2022**
Henderson	16,095	15,368	15,695	15,953	16,057
Kittrell	148	467	470	475	480
Middleburg	162	133	132	130	130
Unincorporated Area	26,549	29,454	29,865	30,364	30,559
Total	42,954	45,422	46,162	46,922	47,226

Source: U.S. Census Bureau (Certified Populations); NC Office of State Budget and Management (County projections); Vance County Planning Dept. calculation (Town and City projections).

Waste Stream Characteristics

Definitions of waste types:
Residential – generated by households (single family, multi-family, and manufactured homes).
Commercial – generated by commercial activities.
Industrial – generated by industrial activities.
Construction/Demolition – generated by construction and demolition activities.
Inert Debris – Yard Waste, branches and stumps.
Scrap Tires – Used Tires (not permitted in landfills)
White Goods – Used Appliances
Electronic Waste – Computers, Televisions and Other Small Appliances

Vance County and its municipalities disposed of approximately 33,796 tons of MSW waste in FY 2011-2012. An estimate of the waste disposed by sector is shown in **Table 2**. These calculations are based on tonnage provided by Waste Industries, and estimates by county staff.

Table 2.
Estimated Waste Disposed by Sector, FY 2011-12

Waste Generator	Tonnage (03-04)	Percent of Waste (03-04)	Tonnage (07-08)	Percent of Waste (07-08)	Tonnage (11-12)	Percent of Waste (11-12)
Residential	17,706	27%	13,435	38%	8,886	26%
Commercial	22,298	34%	11,880	34%	11,491	34%
Industrial	13,770	21%	4,288	12%	9,155	27%
Construction and Demolition (C&D)	11,806	18%	5,339	15%	4,264	13%
Total (Tons)	**65,580**	100%	**34,942**	100%	**33,796**	100%

Source: Staff estimates based upon receipts from Waste Industries plus data from Granville County C&D Landfill.

The planning area estimates that 26% of the waste is residential waste, 34% of the waste is commercial waste, 27% of the waste is industrial waste, and 13% of the waste is construction and demolition (C&D) waste.

For FY 2011-2012, land clearing and inert debris (LCID) or yard waste is (not shown on the above table), but it is estimated that 3,740 tons of this debris is stockpiled and run through a tub grinder which produces mulch. The mulch is then provided to the mulching contractor as a part of their mulching contract. In addition, an unknown amount of LCID material is disposed of in privately operated and permitted LCID landfills.

Additionally during the FY 2011-2012, the county collected 710 gallons of used motor oil, 24.61 tons of white goods, 65 tons of scrap tires, and recycled a total of 703.67 tons which included 118.37 tons of electronic waste and 258.79 tons of cardboard.

Table 3 provides a summary and break down of the total amount of residential waste collected from each of the eight (8) county convenience sites. The sites are manned, and with their convenient locations geographically throughout the county provide an opportunity for residents to drop off municipal solid waste, recyclables, white goods, motor oil, and electronic waste at two of the sites.

Table 3.
Residential Waste Collection by Convenience Sites, FY 2011-12

Convenience Site	Trash Tons	Household Recycling Tons
Site #2 (Warrenton Road)	1,832.94	57.75
Site #7 (Brodie Road)	1,718.42	71.71
Site #5 (Old Aycock School Site)	1,224.38	27.91
Site #3 (Gun Club Road)	1,003.85	46.43
Site #6 (Old Zeb Vance School Site)	947.11	29.30
Site #8 (Drewry-Manson Road)	894.13	35.08
Site #1 (Old County Landfill Site)	856.39	33.83
Site #4 (Tungsten Mine Road)	407.52	22.88
Totals	**8,884.74**	**324.89**

Source: Waste Industries; Note: This is not an all-inclusive list of all municipal solid waste and recyclables. The sites collect a portion of the total solid waste and recyclables.

Table 4 lists major waste generators, estimates, and the primary waste materials disposed through the Solid Waste Transfer Station in Vance County. The most common non-residential materials disposed are (C&D) materials.

Table 4.
Non-Residential Major Waste Generators and Estimated Tons, FY 2011 – 2012

Source	Tons	Major Material
Proctor & Gamble Companies	585.40	Industrial
Walmart	332.69	N/A
Variety Wholesalers	324.35	N/A
Maria Parham Medical Center	323.10	Medical and Industiral
Vescom	221.11	Industrial
Teichmann (Contractor at IAMS)	169.55	Industrial & C&D
MR Williams, Inc.	144.54	C&D Material
Lowes Home Improvement	128.21	Industrial & C&D
Cole's Backhoe	126.75	C&D Material
Golden Corral	118.85	Industrial
Eastern Minerals	113.58	Industrial
Saint-Gobain Containers	111.24	Industrial
Architect Builder	100.79	C&D Material
Gupton Servicing	95.33	C&D Material
H.G. Reynolds	92.57	C&D Material
Staples	86.74	Industrial
W.W. Properties	86.45	C&D Material
The Peanut Roaster	86.09	Industrial
The Rogers Group	85.97	C&D Material
Rehab Builders	81.11	C&D Material
Vance Construction	78.51	C&D Material
Roses #183	76.19	Industrial
NC Dept. of Transportation	69.72	C&D Material
Pacific Coast Feathers Co.	64.82	Industrial
Carolina Country Snacks	62.06	Industrial
Kerr Lake Reservoir	60.87	C&D Material
Idaho Timber	52.03	C&D Material
Jerry's Artarama	50.48	Industrial
Total	**3,929**	

Source: Receipts from Waste Industries.

Section 4 – Waste Reduction Goals

The North Carolina Department of Environment and Natural Resources established a state "baseline" goal of 20% waste reduction for the year 2006 and then a 40% reduction goal to be reached by 2014.

The waste reduction goals can be converted from percent to tons diverted by examining population estimates and past waste disposal figures. The baseline (FY 1991-1992) disposal rate was 1.11 tons per capita **(figure provided by the NC Solid Waste Section-August 30, 2000).** At this per capita disposal rate, Vance County would dispose of 51,745 tons in FY 2017-18 and 52,421 tons in FY 2021-22 (see **Table 5**).

Table 5.
Five and Ten Year Waste/Population Projections (using base per capita disposal rate)

Year	Population	Waste Disposal	Per Capita Disposal Rate
Baseline Year, 1991-92	39,095	43,267	1.11
FY 2000-01	42,954	68,420	Actual Amount
FY 2007-08	43,583	34,942	
Year	**Projected Population**	**Projected Waste Disposal**	
FY 2013-14	46,010	51,071	1.11
FY 2017-18	46,617	51,745	1.11
FY 2021-22	47,226	52,421	1.11

Source: Population projections from the NC Office of State Budget and Management; Historical population from US Census Bureau; Baseline Year per Capita provided by the NC Solid Waste Section, 8/30/2000; Calculations by the Vance County Planning and Development Department.

In the past, Vance County has not met its local goals for waste reduction although with the economic downturn coupled with additional waste reduction measures, the county has been able to meet its 20% waste reduction goal in 2008 and its 30% waste reduction goal in 2012. While construction and demolition (C&D) waste has been drastically reduced over that same period, it is also important to note that all sectors (residential, commercial, and industrial waste) have declined. The commercial and industrial reduction appears to be related to the loss of industry in Henderson and Vance County while the reduction in C&D waste may be a result of less building activity over the last few years. With the economy seemingly having an effect on those sectors, it is important to point out that residential waste has been reduced as well. A good portion of this reduction is a result of proactive waste reduction measures implemented by the County.

Looking forward, Vance County looks to maintain a 30% reduction goal through 2018 and has increased the reduction goal to 40% through 2022. In order to maintain the 30% reduction through 2018 the County must maintain its per capita disposal rate of 0.78 and then in order to meet a local goal of 40% by 2022, the county must reduce its per capita disposal rate to 0.67 in FY 2021-22. (see **Table 6**).

While Table 5 presented waste projections based upon the base per capita rate (1.11), **table 6** provides a look at past as well as future waste reduction goals and status. Using the new target per capita rates, the target annual tonnage for disposal by Vance County would be 36,221 tons in FY 2017-18 and 31,453 tons in FY 2021-22. It is important to note that the county's tonnage disposed in FY 2007-08 met the 20% waste reduction goal and the tonnage disposed in FY 2011-2012 (33,796 tons) meets the 30% waste reduction goal.

Table 6.
Targeted Waste Reduction, FY's 2017-18 and 2021-22

Calculations	FY 2000-2001	FY 2007-2008	FY 2011-2012	FY 2017-2018	FY 2021-2022
1. Baseline year per capita disposal rate (County figure provided by NC Solid Waste Section)	1.11	1.11	1.11	1.11	1.11
2. Percent Waste Reduction Goal	20%	20%	30%	30%	40%
3. Targeted per capita disposal rate (Subtract the percent goal from 1.0, then multiply result by line 1)	0.89	0.89	0.78	0.78	0.67
4. Population in the new waste reduction goal year (Projections - Office of State Planning; Historical - Census Bureau)	42,954	43,583	45,708	46,617	47,226
5. Projected Tonnage for disposal at baseline disposal rate (multiply line 1 by line 4)	47,679	48,377	50,736	51,745	52,421
6. Targeted annual tonnage for disposal at targeted goal rate (multiply line 3 by line 4)	38,143	38,702	35,515	36,221	31,453
7. Targeted annual tonnage to reduce (subtract line 6 from line 5)	9,536	9,675	15,221	15,523	20,968
Status of Goals	NOT MET	MET	MET	PROPOSED	PROPOSED

Source: Vance County Planning and Development Department calculation

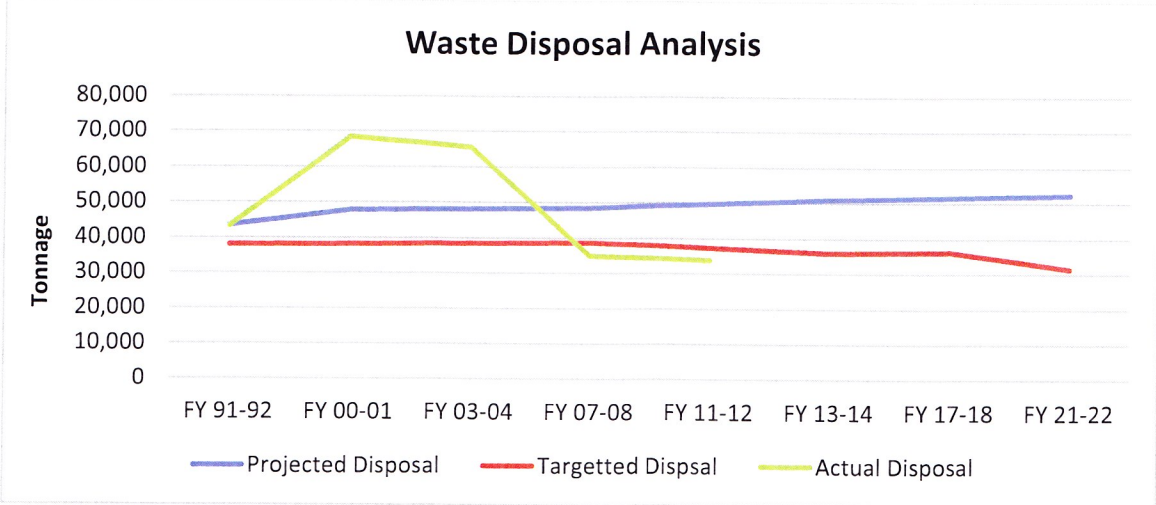

This plan is designed to determine the feasibility of our waste stream reduction goals and develop plans to meet those objectives. To do this, Vance County will target the types of waste generated as shown in **Table 7.** For a complete analysis of how these wastes will be targeted along with specific waste reduction activities see Section 6 below.

Vance County Solid Waste Management Plan

July 1, 2012 – June 30, 2022



County Transfer Station

The County Courthouse

Solid Waste Convenience Site

VANCE COUNTY

A variety of lifestyles, vocations and opportunities

VISION
County Developed Business Park
New Library
Hospital Expansion
Recreation Complex

VITALITY
Established Retail Center
Highly Ranked Micropolitan Area
Growing Labor Force

VARIETY
Kerr Lake
YMCA
Vance-Granville Community College
Close to Raleigh & Durham

COUNTY OF VANCE
VISION
18 VANCE 81
VITALITY VARIETY
NORTH CAROLINA

County Administration
122 Young Street
Suite B
Henderson, NC
252-738-2001
www.vancecounty.org

Previous Versions

Adopted September 2000; amended August 12, 2002; amended June 1, 2009; amended July 6, 2009 (inclusion of abandoned mobile home plan); amended December 6, 2010 (inclusion of electronic waste recycling component)

vision • vitality • variety

Table of Contents

I. Local Contacts ----------

II. Public Participation ----------

III. Waste Characterization ----------

IV. Waste Reduction Goals ----------

V. Waste Handling Characterization ----------
- a. Municipal Solid Waste (MSW) ----------
- b. Construction and Demolition Waste (C&D) ----------
- c. Land Clearing and Inert Debris (LCID) ----------
- d. White Goods ----------
- e. Scrap Tires ----------
- f. Electronics ----------
- g. Used Motor Oil ----------

VI. Assessment and Actions ----------
- a. Reduction at the Source ----------
- b. Collection ----------
- c. Recycling and Reuse ----------
- d. Composting and Mulching ----------
- e. Incineration with Energy Recovery----------
- f. Incineration without Energy Recovery ----------
- g. Transfer outside geographic area ----------
- h. Disposal ----------
- i. Education with the Community and through the schools ----------
- j. Management of Special Wastes:
  1. Scrap Tires ----------
  2. White Goods ----------
  3. Electronics ----------
  4. Abandoned Manufactured Homes ----------
  5. Household Hazardous Waste ----------
  6. Other Special Wastes ----------
- k. Prevention of illegal disposal and management of litter ----------
- l. Purchase of recycled products ----------

VII. Solid Waste Management Costs ----------

VIII. Emergency/Disaster Debris Management and Animal Mortality ----------

IX. Abandoned Manufactured Home Plan ----------

X. Electronic Waste Management Plan ----------
a. Electronic Waste Collection Contract and Contractor Certifications

XI. Resolutions of Endorsement and Approval ----------

XII. Ordinances ----------

XIII. Additional Plan Items ----------
a. Waste Reduction Goal Sheet
b. Affidavit of Publication for public hearing notice

Appendix A. *Map of Vance County Planning Area*

Appendix B. *Map of Vance County Manned Convenience Sites*

Appendix C. *Map of County Waste Collection Area*

Appendix D. *Full Cost Accounting*

Section 1 – Local Contacts

1. Jerry L. Ayscue, Vance County Manager
   122 Young Street
   Henderson, NC 27536
   252-738-2002
   jlayscue@vancecounty.org

2. Jordan McMillen, Vance County Director of Planning and Development
   156 Church Street Suite 003
   Henderson, NC 27536
   jmcmillen@vancecounty.org

3. Lee Bodenhamer, Manager
   Waste Industries
   241 Vanco Mill Road
   Henderson, NC 27537
   252-438-5333

4. Frank Frazier, Assistant City Manager (City of Henderson)
   234 Rose Ave
   Henderson, NC 27536
   252-430-5703
   ffrazier@ci.henderson.nc.us

5. Tom Anderson, Community Improvement Specialist (Vance County)
   156 Church Street Suite 003
   Henderson, NC 27536
   tanderson@vancecounty.org

6. Chris Fowler, Compliance Officer (Vance County)
   156 Church Street, Suite 003
   Henderson, NC 27536
   cfowler@vancecounty.org

Vance County Solid Waste Planning Committee/Appearance Commission

1. Terri Hedrick – Chairperson (Appearance Commission)
2. Anne Bunch – Vice Chairperson (Appearance Commission)
3. Marion B. Perry
4. Bernadette Jefferson
5. Mary Anderson
6. Nettie White
7. Darrell Mullinix
8. Elizabeth Wyatt
9. Mitch Wyatt
10. Tom Anderson – Vance County Community Improvement Specialist
11. Chris Fowler – Environmental Compliance Officer (Vance County)
12. Vacant-Environmental Manager-Vance County.

Section 2 – Public Participation

This plan was prepared in accordance with North Carolina State Statute 130A-309.09A (b) for the purpose of meeting local solid waste needs and protecting the public health and the environment. Preparation of this plan was done through collaboration of the Vance County Manager's Office, Vance County Planning and Development Department, NC-Solid Waste Section, and the Vance County Appearance Commission. On a monthly basis, the Vance County Planning representatives and the County Manager's Office met with the County Appearance Commission. The Appearance Commission is appointed by the Vance County Board of Commissioners to assist planning and solid waste staff in promoting a system of "best management practices" for solid waste matters.

Specifically regarding the solid waste plan, individual meetings were held with both the City and County Appearance Commissions on August 13, 2012. A review of the plan took place and questions as well as comments were noted. A second meeting was held with both groups on September 10, 2012, to finalize the plan and incorporate their comments. These meetings provided an opportunity for comments and questions as well as public input. At the conclusion of the second meeting of both boards, motions of support were given and a vote to support the solid waste plan occurred.

Additionally a public hearing was scheduled and took place on November 5, 2012 to gain additional citizen input into the 10 year solid waste plan update. (See attached affidavit of publication). PUBLIC COMMENTS?.

The implementation of the Vance County Comprehensive Solid Waste Management Plan and the three year updates provide Vance County Management with a plan for reducing the waste stream over the next 10 years, with revised up-dates every three years. The planning area includes Vance County and the following municipalities: City of Henderson, Town of Kittrell, and the Town of Middleburg.

Vance County's plan sets the following goals to provide a vision in which the County will move forward in the area of solid waste management.

Solid Waste Goals

- Protect the public health and environment.
- Provide efficient, cost-effective solid waste collection, disposal, and reduction programs.
- Improve Vance County's appearance through litter control.
- Meet the established local waste reduction goals.
- Reduce incidents of illegal dumping and littering in Vance County.

Section 3 – Waste Characterization

The Vance County Solid Waste Management Plan update covers Vance County and its three incorporated municipalities during the FYs 2012-2022. The majority of Vance County's residents live in the unincorporated areas (see **Table 1**).

Table 1.
Vance County Population

	Certified		Projections		
Municipalities	**2000**	**2010**	**2015**	**2020**	**2022**
Henderson	16,095	15,368	15,695	15,953	16,057
Kittrell	148	467	470	475	480
Middleburg	162	133	132	130	130
Unincorporated Area	26,549	29,454	29,865	30,364	30,559
Total	42,954	45,422	46,162	46,922	47,226

Source: U.S. Census Bureau (Certified Populations); NC Office of State Budget and Management (County projections); Vance County Planning Dept. calculation (Town and City projections).

Waste Stream Characteristics

Definitions of waste types:
Residential – generated by households (single family, multi-family, and manufactured homes).
Commercial – generated by commercial activities.
Industrial – generated by industrial activities.
Construction/Demolition – generated by construction and demolition activities.
Inert Debris – Yard Waste, branches and stumps.
Scrap Tires – Used Tires (not permitted in landfills)
White Goods – Used Appliances
Electronic Waste – Computers, Televisions and Other Small Appliances

Vance County and its municipalities disposed of approximately 33,796 tons of MSW waste in FY 2011-2012. An estimate of the waste disposed by sector is shown in **Table 2**. These calculations are based on tonnage provided by Waste Industries, and estimates by county staff.

Table 2.
Estimated Waste Disposed by Sector, FY 2011-12

Waste Generator	Tonnage (03-04)	Percent of Waste (03-04)	Tonnage (07-08)	Percent of Waste (07-08)	Tonnage (11-12)	Percent of Waste (11-12)
Residential	17,706	27%	13,435	38%	8,886	26%
Commercial	22,298	34%	11,880	34%	11,491	34%
Industrial	13,770	21%	4,288	12%	9,155	27%
Construction and Demolition (C&D)	11,806	18%	5,339	15%	4,264	13%
Total (Tons)	**65,580**	100%	**34,942**	100%	**33,796**	100%

Source: Staff estimates based upon receipts from Waste Industries plus data from Granville County C&D Landfill.

The planning area estimates that 26% of the waste is residential waste, 34% of the waste is commercial waste, 27% of the waste is industrial waste, and 13% of the waste is construction and demolition (C&D) waste.

For FY 2011-2012, land clearing and inert debris (LCID) or yard waste is (not shown on the above table), but it is estimated that 3,740 tons of this debris is stockpiled and run through a tub grinder which produces mulch. The mulch is then provided to the mulching contractor as a part of their mulching contract. In addition, an unknown amount of LCID material is disposed of in privately operated and permitted LCID landfills.

Additionally during the FY 2011-2012, the county collected 710 gallons of used motor oil, 24.61 tons of white goods, 65 tons of scrap tires, and recycled a total of 703.67 tons which included 118.37 tons of electronic waste and 258.79 tons of cardboard.

Table 3 provides a summary and break down of the total amount of residential waste collected from each of the eight (8) county convenience sites. The sites are manned, and with their convenient locations geographically throughout the county provide an opportunity for residents to drop off municipal solid waste, recyclables, white goods, motor oil, and electronic waste at two of the sites.

Table 3.
Residential Waste Collection by Convenience Sites, FY 2011-12

Convenience Site	Trash Tons	Household Recycling Tons
Site #2 (Warrenton Road)	1,832.94	57.75
Site #7 (Brodie Road)	1,718.42	71.71
Site #5 (Old Aycock School Site)	1,224.38	27.91
Site #3 (Gun Club Road)	1,003.85	46.43
Site #6 (Old Zeb Vance School Site)	947.11	29.30
Site #8 (Drewry-Manson Road)	894.13	35.08
Site #1 (Old County Landfill Site)	856.39	33.83
Site #4 (Tungsten Mine Road)	407.52	22.88
Totals	**8,884.74**	**324.89**

Source: Waste Industries; Note: This is not an all-inclusive list of all municipal solid waste and recyclables. The sites collect a portion of the total solid waste and recyclables.

Table 4 lists major waste generators, estimates, and the primary waste materials disposed through the Solid Waste Transfer Station in Vance County. The most common non-residential materials disposed are (C&D) materials.

Table 4.
Non-Residential Major Waste Generators and Estimated Tons, FY 2011 – 2012

Source	Tons	Major Material
Proctor & Gamble Companies	585.40	Industrial
Walmart	332.69	N/A
Variety Wholesalers	324.35	N/A
Maria Parham Medical Center	323.10	Medical and Industiral
Vescom	221.11	Industrial
Teichmann (Contractor at IAMS)	169.55	Industrial & C&D
MR Williams, Inc.	144.54	C&D Material
Lowes Home Improvement	128.21	Industrial & C&D
Cole's Backhoe	126.75	C&D Material
Golden Corral	118.85	Industrial
Eastern Minerals	113.58	Industrial
Saint-Gobain Containers	111.24	Industrial
Architect Builder	100.79	C&D Material
Gupton Servicing	95.33	C&D Material
H.G. Reynolds	92.57	C&D Material
Staples	86.74	Industrial
W.W. Properties	86.45	C&D Material
The Peanut Roaster	86.09	Industrial
The Rogers Group	85.97	C&D Material
Rehab Builders	81.11	C&D Material
Vance Construction	78.51	C&D Material
Roses #183	76.19	Industrial
NC Dept. of Transportation	69.72	C&D Material
Pacific Coast Feathers Co.	64.82	Industrial
Carolina Country Snacks	62.06	Industrial
Kerr Lake Reservoir	60.87	C&D Material
Idaho Timber	52.03	C&D Material
Jerry's Artarama	50.48	Industrial
Total	**3,929**	

Source: Receipts from Waste Industries.

Section 4 – Waste Reduction Goals

The North Carolina Department of Environment and Natural Resources established a state "baseline" goal of 20% waste reduction for the year 2006 and then a 40% reduction goal to be reached by 2014.

The waste reduction goals can be converted from percent to tons diverted by examining population estimates and past waste disposal figures. The baseline (FY 1991-1992) disposal rate was 1.11 tons per capita **(figure provided by the NC Solid Waste Section-August 30, 2000).** At this per capita disposal rate, Vance County would dispose of 51,745 tons in FY 2017-18 and 52,421 tons in FY 2021-22 (see **Table 5**).

Table 5.
Five and Ten Year Waste/Population Projections (using base per capita disposal rate)

Year	Population	Waste Disposal	Per Capita Disposal Rate
Baseline Year, 1991-92	39,095	43,267	1.11
FY 2000-01	42,954	68,420	Actual Amount
FY 2007-08	43,583	34,942	
Year	**Projected Population**	**Projected Waste Disposal**	
FY 2013-14	46,010	51,071	1.11
FY 2017-18	46,617	51,745	1.11
FY 2021-22	47,226	52,421	1.11

Source: Population projections from the NC Office of State Budget and Management; Historical population from US Census Bureau; Baseline Year per Capita provided by the NC Solid Waste Section, 8/30/2000; Calculations by the Vance County Planning and Development Department.

In the past, Vance County has not met its local goals for waste reduction although with the economic downturn coupled with additional waste reduction measures, the county has been able to meet its 20% waste reduction goal in 2008 and its 30% waste reduction goal in 2012. While construction and demolition (C&D) waste has been drastically reduced over that same period, it is also important to note that all sectors (residential, commercial, and industrial waste) have declined. The commercial and industrial reduction appears to be related to the loss of industry in Henderson and Vance County while the reduction in C&D waste may be a result of less building activity over the last few years. With the economy seemingly having an effect on those sectors, it is important to point out that residential waste has been reduced as well. A good portion of this reduction is a result of proactive waste reduction measures implemented by the County.

Looking forward, Vance County looks to maintain a 30% reduction goal through 2018 and has increased the reduction goal to 40% through 2022. In order to maintain the 30% reduction through 2018 the County must maintain its per capita disposal rate of 0.78 and then in order to meet a local goal of 40% by 2022, the county must reduce its per capita disposal rate to 0.67 in FY 2021-22. (see **Table 6**).

While Table 5 presented waste projections based upon the base per capita rate (1.11), **table 6** provides a look at past as well as future waste reduction goals and status. Using the new target per capita rates, the target annual tonnage for disposal by Vance County would be 36,221 tons in FY 2017-18 and 31,453 tons in FY 2021-22. It is important to note that the county's tonnage disposed in FY 2007-08 met the 20% waste reduction goal and the tonnage disposed in FY 2011-2012 (33,796 tons) meets the 30% waste reduction goal.

Table 6.
Targeted Waste Reduction, FY's 2017-18 and 2021-22

Calculations	FY 2000-2001	FY 2007-2008	FY 2011-2012	FY 2017-2018	FY 2021-2022
1. Baseline year per capita disposal rate (County figure provided by NC Solid Waste Section)	1.11	1.11	1.11	1.11	1.11
2. Percent Waste Reduction Goal	20%	20%	30%	30%	40%
3. Targeted per capita disposal rate (Subtract the percent goal from 1.0, then multiply result by line 1)	0.89	0.89	0.78	0.78	0.67
4. Population in the new waste reduction goal year (Projections - Office of State Planning; Historical - Census Bureau)	42,954	43,583	45,708	46,617	47,226
5. Projected Tonnage for disposal at baseline disposal rate (multiply line 1 by line 4)	47,679	48,377	50,736	51,745	52,421
6. Targeted annual tonnage for disposal at targeted goal rate (multiply line 3 by line 4)	38,143	38,702	35,515	36,221	31,453
7. Targeted annual tonnage to reduce (subtract line 6 from line 5)	9,536	9,675	15,221	15,523	20,968
Status of Goals	NOT MET	MET	MET	PROPOSED	PROPOSED

Source: Vance County Planning and Development Department calculation

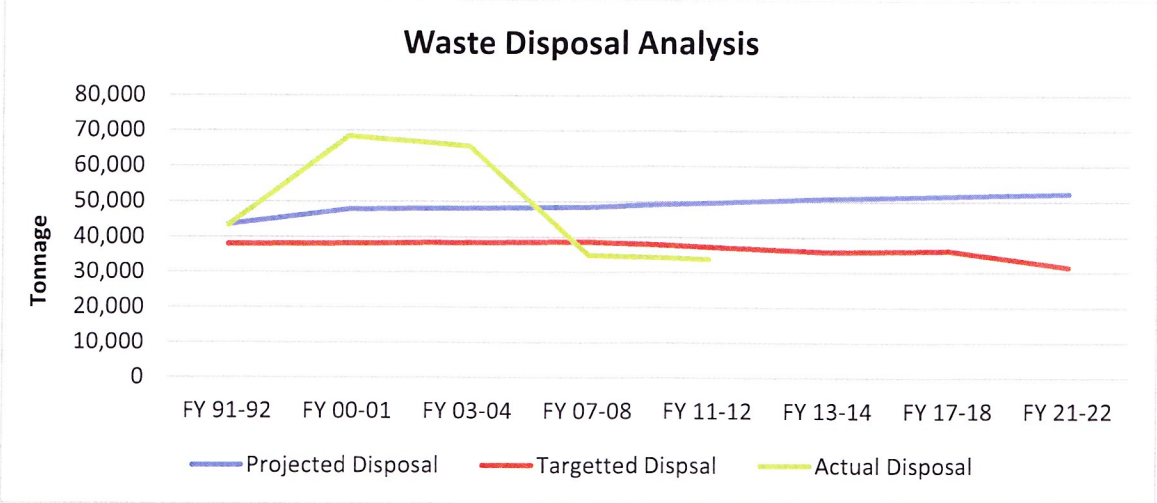

This plan is designed to determine the feasibility of our waste stream reduction goals and develop plans to meet those objectives. To do this, Vance County will target the types of waste generated as shown in **Table 7.** For a complete analysis of how these wastes will be targeted along with specific waste reduction activities see Section 6 below.

Table 7.
Approximate Waste Reduction by Sector, FY's 2017-18 and 2021-22

Waste Type	Targeted Tons to Reduce in FY 2017-18	Percentage Reduction	Targeted Tons to Reduce in FY 2021-22	Percentage Reduction
Residential	2,018	13%	2,726	13%
Commercial	5,744	37%	7,758	37%
Industrial	5,744	37%	7,758	37%
Construction and Demolition	2,018	13%	2,726	13%
Goal	**15,523**	100%	**20,968**	100%

Source: Estimates calculated per County staff based on percentages from Vance County Manager's Office

Residential Waste

This plan targets 2,018 tons in FY 2017-18 and 2,726 tons in FY 2021-22 for reduction in the residential waste sector. **Table 8** summarizes the residential waste reduction methods to be used to meet the local goals.

Table 8.
Targeted Residential Waste reduction, FY's 2017-18 and 2021-22

Reduction Method	Targetted Materials	Estimated Tons FY 2017-18	Estimated Tons FY 2021-22
Source Reduction	Cardboard, Paper, Plastics, Glass and Aluminum	202	273
Recycling	Cardboard, Paper, Plastics, Glass and Aluminum	1,312	1,772
Reuse	Cardboard, Paper, Plastics, Glass and Aluminum	505	682
Total		2,018	2,726

Source: Estimates calculated per County staff based on percentages from Vance County Manager's Office

Commercial Waste

The goal for reducing the commercial waste is approximately 5,744 tons in FY 2017-18 and 7,758 tons in FY 2021-22. **Table 9** summarizes commercial waste reduction projections.

Table 9.
Targeted Commercial Waste Reduction, FY's 2017-18 and 2021-22

Reduction Method	Targetted Materials	Estimated Tons FY 2017-18	Estimated Tons FY 2021-22
Source Reduction	Cardboard and Paper	574	776
Recycling	Cardboard, Paper, Plastics, Glass and Aluminum	3,734	5,043
Reuse	Cardboard, Paper, and Plastics	1,436	1,940
Total		5,744	7,758

Source: Estimates calculated per County staff based on percentages from Vance County Manager's Office

Industrial Waste

The goal for reducing industrial waste is approximately 5,744 tons in FY 2017-18 and 7,758 tons in FY 2021-22. **Table 10** summarizes industrial waste reduction projections.

Table 10.
Targeted Industrial Waste Reduction, FY's 2017-18 and 2021-22

Reduction Method	Targetted Materials	Estimated Tons FY 2017-18	Estimated Tons FY 2021-22
Source Reduction	Cardboard and Paper	574	776
Recycling	Cardboard, Paper, Plastics, Glass and Aluminum	3,734	5,043
Reuse	Cardboard, Paper, and Plastics	1,436	1,940
Total		5,744	7,758

Source: Estimates calculated per County staff based on percentages from Vance County Manager's Office

Construction and Demolition (C&D) Waste

The goal for reducing construction and demolition (C&D) waste is approximately 2,018 tons in FY 2017-18 and 2,726 tons in FY 2021-22. **Table 11** summarizes construction and demolition (C&D) waste reduction projections.

Table 11.
Targeted Construction and Demolition Waste Reduction, FY 2014-15 and 2018-19

Reduction Method	Targetted Materials	Estimated Tons FY 2017-18	Estimated Tons FY 2021-22
Source Reduction	Wood Products	--	--
Recycling	Cardboard, Paper, Plastics, Glass, Aluminum	908	1,227
Reuse	Wood Products	202	273
Mulching	Wood Products	908	1,227
Total		2,018	2,726

Source: Estimates calculated per County staff based on percentages from Vance County Manager's Office

Section 5 – Waste Handling Characterization

Municipal Solid Waste (MSW)
Vance County offers residents eight (8) staffed convenient waste drop off centers strategically located throughout the county. Each site has facilities for both MSW and recyclable commodities. Vance County comingles its plastic, paper, glass and aluminum commodities. Cardboard, waste oil and electronics are collected separately. Vance County operates two (2) electronic waste collection centers and is considering opening a third.

Waste Industries operates the collection and transportation phases of our solid waste program. Waste industries also operate a "curbside" pick up program for residents on a private contract basis. Waste Industries transports both MSW and recyclables collected at the convenience sites to the main transfer station before moving the MSW stream to the Upper Piedmont Regional landfill. The recyclables are transported to Sunoco in Raleigh for separation and reuse. Noble Oil collects and transports the waste oil for Vance County.

Construction and Demolition Waste (C&D)
Construction and Demolition waste is collected only at the transfer station. At this time, Vance County does not have a deconstruction and materials reuse program in place. We recommend that demolition contractor's recycle as much construction material as they can. A portion of Vance County's C&D materials are directly disposed in the Granville County C&D landfill.

Land clearing and inert debris (LCID)
Land clearing and inert debris (LCID) or yard waste is not shown on the tables, but it is estimated that in 2011-2012 a total of 3,740 tons of this debris was received and stockpiled. The County then contracts with Simmons and Simmons to have the materials ground up approximately twice per year. The mulch that is produced from the grinding is then provided to the mulching contractor as a part of their contract. The mulch is primarily hauled out of Vance County and used as boiler fuel. In addition, an unknown amount of LCID material is disposed of in privately operated and permitted LCID landfills.

White goods
White goods are collected at all eight (8) manned convenience sites. The commodities are collected periodically and moved to a "staging" area at the old Vance County Landfill. At the staging area, the appliances that contain refrigerant are separated from those that do not contain gases. A private contractor (Alford Mechanical) removes the refrigerant (gas) from the units and the white goods are then stored at that location until enough have accumulated to make it worthwhile for them to be removed for recycling.

Scrap tires
Scrap tires are collected only at a specific location at the "old" Vance County landfill. Certified tire generators and those who bring more than four (4) tires at one time are required to complete the NC State Certification form. Vance County does not currently charge customers for tire disposal. The tires are brought to the scrap tire section of the transfer station. Drivers must have the tires load, secured and counted. The tires are dumped on the ground and once a week a

contractor loads the tires into an open top trailer. When the trailer is full, another contractor transports the tires to Central Carolina Tire Recycling for disposal. For FY 2011-2012 a total of 813 tons of scrap tires made up of 85% passenger vehicle tires and 15% heavy truck tires were collected and disposed of in Vance County.

Electronics

Electronic waste is currently being collected at two (2) of our eight (8) convenience sites. Customers bring the electronic waste to the convenience site and place the materials in 8x20 foot "PODS". When the PODS are full, the e-waste recycling contractor is called to remove the e-waste. The County contracted with American Greenz, Inc. for the FY 2011-2012 program as well as for July, August and September of 2012. Beginning in September 2012 the County ended the contract with American Greenz and has contracted with Metech Recycling for handling the electronic waste collection. During the FY 2011-2012, Vance County collected 118.55 tons of electronic waste.

Used Motor Oil

Collection of used motor oil is free of charge. All convenience sites are equipped with a 385-gallon tank to accept the motor oil. When the tanks are full, Noble Oil Company is called to recycle the used motor oil. During the FY 2011-2012 a total of 710 gallons of used motor oil was collected at the convenience sites. Residents may also bring used motor oil to designated auto repair facilities for disposal.

Section 6 – Assessment and Actions

The North Carolina Department of Environment and Natural Resources has mandated that certain waste stream elements are to be banned from disposal in landfills by proscribed dates:

NCGS 130A-309

1. Used oil.
2. Used Oil Filters (Effective July 1, 2009)
3. Oyster Shells (Effective January 1, 2007)
4. Yard debris, but may be accepted at a solid waste disposal area where the area provides and maintains separate yard trash composting facilities.
5. White goods
6 Antifreeze (ethylene glycol).
7 Aluminum cans (July 1, 2009)
8. Whole scrap tires
9. Lead-acid batteries
10. Beverage containers that are required to be recycled
11. Motor vehicle oil filters (Effective October 1, 2009)
12. Recyclable rigid plastic containers (Effective October 1, 2009
13. Wooden pallets (Effective October 1, 2009)
14. Discarded computer equipment (Effective January 1, 2011)
15. Discarded televisions (Effective January 1, 2011)
16. Lights containing Mercury (March 1, 2008)

In addition to being aware of the above banned elements and timetables, the following outlines and describes each solid waste management method as required by North Carolina G.S. 130A-309.09A (b). Each section includes an assessment of the current program if one exists and a summary of any intended actions with more detailed information on attached pages identified as "planning elements."

A. Reduction at the Source

- Over the past several years, some of the large local retailers are adopting significant waste reduction goals internally. This includes cardboard, metals and wood products.
- In cooperation with Waste Industries, a voluntary cardboard reduction program has been developed.
- Vance County has recycling bins at all the manned convenience sites to collect:
  1. Glass
  2. Plastic bottles
  3. Aluminum Cans
  4. News Papers
  5. Used Motor Oil
  6. Cardboard

B. Collection

Vance County:

- Waste Industries is under contract to collect and transport MSW, C&D and recyclables for Vance County.
- Vance County provides eight (8) manned convenience sites located in the rural areas of the County.

- The convenience sites are staffed through a contract with Waste Industries, Inc. The contract with Waste Industries (20 years) will need to be revisited prior to 2017.
- Waste Industries provides the roll off containers and compacters at each of the convenience sites. When the roll-off containers or compacter container are full, Waste Industries transports the MSW or recyclables to the transfer station for weighing prior to final disposition.
- Waste Industries, Inc. provides for once a week curbside residential collection to residents via an individual contract. It is up to the residents to arrange for this service.
- An attendant is at each site during operating hours.
- Hours of operation are Monday through Saturday from 7:00 AM to 6:30 PM, and Sunday from 1:00 PM to 6:00 PM.
- Residential solid waste is accepted at each site in an enclosed compactor.
- There is an open top container for bulk type waste.
- White goods and a variety of recyclable materials are also collected at the individual sites.
- All commercial and industrial waste generators must haul their own material or contract with a private hauler for waste collection.
- The County of Vance does not have any franchise agreements.

City of Henderson:

- Residential and downtown commercial waste is collected by Waste Industries through a contract.
- The service provided to the City is a once per week curb side pick with the option for backyard pick up at an additional fee for the elderly and disabled.
- The City Public Services Department picks up recyclables and yard waste every other week.
- Waste Industries collects downtown commercial waste once per week with the option of additional pickups at $25 per pickup.

Town of Middleburg:

- The Town of Middleburg contracts its yard waste with Waste Industries Inc.
- The residential waste service is contracted through Waste Industries for once per week curbside service.
- All commercial and industrial waste generators must contract with a private waste hauler for their waste collection.
- The Town of Middleburg does not have any franchise agreements.

Town of Kittrell:

- The Town of Kittrell does not provide any collection of any solid waste.
- The County does provide a manned convenience site near the Town of Kittrell for residential waste disposal.
- All commercial and industrial waste generators must contract with a private waste hauler for their waste collection.
- The Town of Kittrell does not have any franchise agreements.

C. Recycling and reuse - Vance County provides its residents with comingled recycling services at the eight (8) convenience sites. Waste Industries operates and maintains the

convenience sites and the transfer station which includes the comingled recycling through a contract with the county.

Items taken in the comingled containers:

- Metal/aluminum cans
- Plastic bottles and jugs
- Glass
- Newspaper

Items taken in separate containers are:

- Cardboard
- Waste Oil
- Electronics
- Considering collection of waste cooking oil

Vance County has in the past and will continue to encourage residential, commercial, and industrial customers to reduce, reuse or recycle as many commodities as practical.

One waste stream reduction program that is being promoted is textile recycling. A number of private charities have placed textile recycling bins in strategic locations throughout the county. Organizations such as Planet Aid, Work Force Solutions, and the Salvation Army have been promoting this program for the past several years. Tonnage data is not available.

The following is a breakdown of recycling and reuse programs within Vance County and the county's municipalities:

City of Henderson:

- The City of Henderson has been providing a curbside-recycling program since April 1995. The curbside recyclables are placed in bins by the residents and collected every other week by the Public Services Department.
- Currently, the City is recycling about 234 tons of recyclable materials per year (FY 2011-2012).
- There are seven (7) different materials collected every other week.
- The materials collected are newspaper, "brown" paper, plastic milk jugs, plastic soda bottles, steel cans, aluminum cans, glass.
- The City of Henderson currently co-mingles its recyclables and transports them to the Vance County Transfer station.
- This is a voluntary program with approximately a 56% participation rate. The city is considering Mandatory recycling.

Town of Middleburg:

- The Town of Middleburg does not have an organized town recycling program. Currently the residents of Middleburg use the County Convenience Sites for recycling.

Town of Kittrell:

- The Town of Kittrell does not have an organized town recycling program. Currently the residents of Kittrell use the County Convenience Sites for recycling.

Unincorporated Areas of Vance County:

- Vance County has been providing a recycling program since June 1991.
- Currently, the County is recycling about 703.67 tons of recyclable material per year (FY 2011-2012).

- The County provides eight (8) manned convenience sites, which accept a variety of recyclable materials.
- Six (6) different materials are collected. These include newspaper, cardboard, plastic milk jugs and plastic soda bottles, aluminum cans, glass, and used motor oil.
- White goods, other metals, tires, and yard debris are collected at the County's central recycling site/transfer station. White goods may be dropped off at any of the eight (8) manned convenience sites and then transported to the transfer station.
- While the county currently comingles its recyclable collection, historical percentages and the overall recycled tonnage data were used to estimate specific amount and types of materials collected by the County. This is shown in **Table 12.**
- Participation in residential recycling is encouraged.
- Both the Towns of Kittrell and Middleburg have manned convenience sites located close to the town limits, providing a place for town residents to drop off their recycling.
- Any business or industry may use the manned convenience sites for recycling. It is undetermined how much recycling businesses and industries are doing.
- As of July 1, 2008, bars and restaurants are mandated to contract with a recycling firm for aluminum cans, glass and plastic bottles.
- It is clear that a large amount of recyclable materials remain in the waste stream.

Table 12.
Residential Recycling in Tons, FY 2011-2012

Materials	Vance County	Henderson	Total
Glass (Clear, Green, Brown)	246.29	81.76	328.05
Plastics (HDPE and PETE)	42.22	14.02	56.24
Aluminum Cans	35.18	11.68	46.86
Steel Cans	42.22	14.02	56.24
Newspaper	281.47	93.44	374.91
Cardboard	--	--	--
Mixed Paper	35.18	11.68	46.86
Telephone Books	--	--	--
White Goods/Other Metals	21.11	7.01	28.12
Total	**703.67**	**233.61**	**937.28**

Source: Tons recycled derived from County and Municipal Annual Solid Waste Reports.

D. Composting and Mulching

Composting: Vance County will continue to encourage residential composting through a cooperative effort with the County Extension Service and local landscapers. In order to accomplish this, the county will work with the Cooperative Extension Service to conduct residential composting workshops.

Mulching: Yard waste is accepted and stockpiled at the Vance County central recycling site. On an as needed basis and approximately two times a year depending on the site conditions, the County has Simmons and Simmons complete the grinding operation. In FY 2011-2012 approximately 3,740 tons of yard waste was ground. The resulting mulch is sold to the mulching contractor as a part of their contract.

The current program will continue with the county continuing to seek revenue-producing markets or alternative methods of collecting composing and mulching waste.

E. Incineration with energy recovery

Vance County does not operate an incinerator and does not plan to use incineration with energy recovery.

F. Incineration without energy recovery

Vance County does not operate an incinerator and does not plan to use incineration without energy recovery.

G. Transfer outside the geographic area

Vance County does not currently operate a landfill. All waste collected in the county goes through the county transfer station. The transfer station is operated and maintained by Waste Industries though a long term contract. Collected MSW is transported by Waste Industries mainly to the Upper Piedmont Landfill in Person County.

A total of 44,587 tons was collected at the Vance County Transfer Station in FY 2011-2012. Of that amount, 1,750 was from Franklin County with 11,727 from Granville County, 1,578 from Warren County and 29,532 from Vance County. Nearly all of that waste was transferred to the Upper Piedmont Regional Landfill.

H. Disposal

The Vance County landfill closed on December 31, 1997. Since this time, Vance County has not operated its own MSW landfill and does not have a C&D landfill. Currently the county transfers all of its waste out of the county through the use of a transfer station that is owned and operated by Waste Industries, Inc. The majority of the waste from the transfer station is sent to a regional landfill located in Person County. Vance County had applied for a permit for a construction and demolition (C&D) landfill, but was denied.

I. Education with the community and through the schools

Current Program:

- Educational presentations are given to civic groups by Vance County, through the Vance County/City of Henderson Appearance Commission, the Vance County Compliance Officer, the School Public Information Officer (Terri Hedrick) and the County Manager.
- The City of Henderson distributes pamphlets describing their curbside program, as well as how to prepare materials for recycling.
- Vance County prepared a pamphlet that encourages recycling, discourages littering, and seeks to promote a sense of pride in the community.
- It is possible for the residential recycling program to be increased through better community education. The types of community education provided can include sending out brochures, additional civic presentations, and the use of the media.

Intended Actions:

- Vance County seeks to be more aggressive with recycling programs by pursuing grant opportunities.
- Increased enforcement by the Vance County Compliance Officer and the Vance County Sheriff's Office
- Develop a renewed relationship between the Vance County and the City of Henderson's Appearance Commission.
- The County Manager provides tours of the old landfill and transfer station, as well as speaking to classes about solid waste, recycling, etc. Also, the Vance County Planning Office makes presentations to civic groups concerning solid waste.
- The County Manager will continue to provide pamphlets, tours, and presentations to schools and the general public. Also, the County Manager will assist the schools in obtaining educational materials available from the NC Division of Environmental Assistance and Pollution Prevention and the NC Office of Environmental Education.
- The Appearance Commission has recommended that Vance County become a member of "Keep America Beautiful".

J. Management of special waste

Scrap Tires

- Currently, scrap tires are collected only at our central facility behind the transfer station. There is no cost for this service to the public.
- Scrap tires may be brought to this facility by certified tire generators. County residents may bring up to four (4) tires to this facility. County residents who bring more than four (4) tires must complete a state mandated form. Scrap tires are placed and stored on the ground for up to ten (10) days. Once every ten days a private contractor loads the scrap tires into an open top trailer provided by Central Carolina Tire Recycling. Once the trailer is full, a contract trucking company takes the trailer to Central Carolina Tire Recycling in Harnett County. For FY 2011-2012, 813 tons of scrap tires was received by Central Carolina Tire Recycling.
- Vance County is considering accepting scrap tires at one or more convenience sites. Currently our convenience sites do not accept scrap tires.
- Scrap tires are transported to Central Carolina Tire Recycling in Harnett County when the open top trailer is full.
- Vance County consistently attempts to make the scrap tire program more efficient and cost effective while also making the program convenient for residents.

White Goods

- White goods are accepted at all eight (8) Vance County Convenience sites. Daily, an employee checks the convenience sites for white goods, loads the white goods and transports them to the main storage location at the transfer station. In FY 2011-2012 25 tons of white goods were recycled.
- When the white goods are transported to the transfer station, the units with refrigerant are separated from the units that do not contain refrigerant gas. The refrigerant gas is extracted by Alford Mechanical, Inc. of Bunn, North Carolina. For FY 2011-2012, 4 pounds of refrigerant was recovered.

- White goods delivered to the central storage area are stored on the ground. No white good containing refrigerant is handled with an excavator until after the refrigerant is extracted.
- White goods are transported to the recycler at least twice yearly by a third party trucking company.

Electronics

- Vance County implemented an electronics recycling program in July of 2011. For FY 2011-2012, American Greenz, Inc. provided recycling services for the county. To kick off the program, American Greenz conducted an electronics recycling event in conjunction with the Henderson Vance Spring Clean Up. Information on the program was distributed to all in attendance. Vance County purchased two (2) PODS through a NC DENR grant and placed them at two (2) of the county's convenience sites. The county advertised the program through articles in the local newspaper and on the local radio station. Collected at the two locations are: computers, TV's, small appliances, computer peripherals, printers, etc. County residents bring the e-waste to a collection site and stack the materials inside the weather proof POD. The contractor is called when the POD is full. The contractor has been collecting the materials approximately once every ten to fourteen days. Vance County is considering collecting electronics at a third site within the next year.
- The public was made aware of the e-waste collections program through information published in the local newspaper, radio stations, messages to the schools and community college. Several e-waste recycling events have been held since the program began.
- Through a contract, the e-waste recycler is responsible for counting and weighing the commodities collected in the county.
- The Vance County Solid Waste and Planning and Development Departments have notified other departments and municipalities of the e-waste collections program. The program is available to any county resident or municipality.
- Vance County has a separate line item in the solid waste budget to account for funds received through this program. Funds will be spent in accordance to NC DENR guidelines.
- Vance County has ended its contract with American Greenz and began with a new e-waste recycler in September 2012. The newly selected contractor, Metech Recycling, is both e-Stewards and R2 certified.

Abandoned Manufactured Homes

- Vance County does have an abandoned manufactured mobile home abatement plan. During the first year of the abandoned manufactured home abatement program, Vance County disposed of 34 units (Dec 2009 – Nov 2010). The County is interested in continuing the program with the assistance of DENR. See section XI for the County's Abandoned Mobile Home Plan.

Household Hazardous Waste

- Vance County does not have a formal household hazardous waste program. Periodically, the Agricultural Extension Services coordinates the collection and disposal of herbicides and pesticides with one of the surrounding counties.

Other Special Wastes

Fluorescent lights: Vance County does have a spent fluorescent light program. The City of Henderson, the Vance County Schools and the Vance County Government have a joint effort in this recycling program. Each entity is responsible for packaging and keeping track of the number of spent lights collected. The packages of lights are brought to a central repository at the City of Henderson's Operations Center. The packages of spent fluorescent bulbs are palletized, shrink wrapped and sent to Cleanlites Recycling in Spartanburg, South Carolina. Cleanlites is on the State Contract pricing list. A total of 3,092 spent fluorescent light bulbs were sent to Cleanlites for FY 2011-12.

Waste Oil: Vance County collects used motor oil at all eight (8) convenience sites. Large 385 gallon waste oil tanks are used to collect the waste oil. Noble Oil, a contractor, collects the used oil when the tanks are full.

Oil Filters: Currently, Vance County does not have a used oil filter recycling program, but is considering a used oil filter program in the future.

Waste Cooking Oil: Currently, Vance County is evaluating a potential program that would allow for the collection of waste cooking oil at all of the county convenience sites. If approved it is anticipated that this program could begin during FY 2012-2013.

K. Prevention of illegal disposal and management of litter

Vance County has employed the services of an environmental compliance officer since 2005. The compliance officer is responsible for coordinating illegal dumping and littering activity with the Vance County Sheriff's Office. The compliance officer is authorized to write civil violation citations with penalties up to $750.00 for illegal dumping and littering. The compliance officer also coordinates the abandoned manufactured home abatement program. The compliance officer works closely with the county Appearance Commission who is charged with the responsibility to recommend abatement, clean-up and solid waste ideas to the Board of Commissioners. Since 2008, Vance County has employed the services of a "Litter" Deputy, whose primary responsibility is to investigate instances of illegal dumping and littering. Both the County Compliance Officer and the Sheriff's Department work closely with the NC DENR Solid Waste Section to investigate solid waste rule violations.

L. Purchase of recycled products

Vance County Administrators encourage the various departments to purchase recycled paper products. County Administrators encourage employees to purchase recycled paper and other products from the designated office product supplier through the State contract.

Section 7 – Solid Waste Management Costs

Description and Cost Assessment

County Description:

Vance County operates a solid waste program. The solid waste costs shown below are for the County's unincorporated area as well as the Towns of Kittrell and Middleburg. Kittrell and Middleburg do not currently operate a solid waste program.

The total solid waste budget for the Vance County during FY 2011-12 was $2,113,334. The revenues offset from the tire tax, white goods tax, and electronic waste reimbursement is not included in this analysis.

Disposal costs for FY 2011-12 was $1,973,812. This is made up of collection and disposal of municipal solid waste and commingled recycling which is all handled through a contract with Waste Industries. Additionally this includes the costs associated with collection and disposal (i.e. mulching) of the yard waste on a bi-annual basis. A summary of the county-operated Solid Waste Program costs is shown in **Table 13.** These totals are derived from the Full Cost Accounting Section in the Vance County Solid Waste Annual Report provided to DENR.

Table 13.
Vance County Solid Waste Program Costs, FY 2011-12

	Collection (MSW)	Disposal (MSW)	Waste Reduction	Mulching	Total
Program Costs	$859,843	$865,903	$75,000	$173,066	$1,973,812
Cost Per Ton	$96.76	$97.45	$106.58	$46.27	$148.08

Source: Vance County Solid Waste Annual Report to DENR

City of Henderson Description:

The City of Henderson contracts with Waste Industries to provide once per week curb side pick-up. The City Public Services Department picks up recyclables and yard waste every other week. Henderson has 5,800 households that disposed of 5,171 tons of waste and 234 tons of recyclable material in FY 2011-12. The solid waste program costs for Henderson are summarized for that year in **Table 14.** These totals were derived from the City's annual solid waste report for FY 2011-2012.

Table 14.
Henderson-Operated Solid Waste Program Costs, FY 2011-2012

	Collection (MSW)	Disposal (MSW)	Waste Reduction	Mulching	Total
Program Costs	$604,864	----	$81,179	$149,305	$835,348
Cost Per Ton	$116.97	----	$347.50	$128.28	$127.17

Source: City of Henderson Public Works Department Annual Report to DENR

Cost Assessment of the City of Henderson and Vance County:

- Both the City and County recycling programs cost much more than the other solid waste programs in place when considering the cost per ton recycled.
- To reduce the costs of recycling, better markets need to be identified.

- Vance County and the City of Henderson need to increase their participation rate.

Description of Financing Methods

Vance County:

- Vance County's current solid waste program is funded through the countywide household solid waste fee, white goods tax, tire tax, and sale of recyclables.
- The county solid waste fee per household is $102.50 for FY 2011-2012.
- The tire program is funded solely from the tire tax, as well as the white goods program funded through the white goods tax, but is subsidized by the County.
- Beginning in July 2008, a $2.00 North Carolina State tipping fee was imposed. A portion of that fee is returned to the counties to help reduce the cost incurred by the county.

City of Henderson:

- For FY 2011-2012, Henderson charged a monthly fee of $15.50 to City residents for disposing of household solid waste.

Town of Middleburg:

- Middleburg's solid waste program is funded through its general fund.

Town of Kittrell:

- Kittrell does not have a separate solid waste program.

Table 15 shows a summary of current financing methods.

Table 15.
Solid Waste Financing Methods Used by the Planning Area, FY 2011-12

	Total SWM Budget	Tip Fee	General Fund	Household Fee	Sale of Recyclables	Other
Vance County	$2,113,334	N/A	N/A	91%	2%	7%
Henderson	$835,348	N/A	N/A	100%	N/A	N/A
Middleburg	$9,816	N/A	100%	N/A	N/A	N/A

Source: Vance County and City of Henderson Public Works Department.

Assessment of Financing Methods

Vance County:

- The County's current financing methods generate enough revenues for the current solid waste program.

City of Henderson:

- The City's current collection methods generate enough revenues to cover the current solid waste program.

Tipping Fees:

- The current $62.00 "per ton" tipping fee is collected by Waste Industries. Of that amount, $2.00 goes to the North Carolina Solid Waste Trust Fund. A formula is used to determine reimbursements to the counties. The "tipping fees" cover the cost of collection and transportation of other than household waste to the regional landfill.

Household Fees:

- All Vance County households, including households within the three (3) municipalities, pay a $105 per household fee.
- It is estimated that $1,963,500 will be collected from 18,700 households for FY 2011-12. This fee is part of each resident's property tax bill.

Sale of Recyclables:

- At the present time, the sale of recyclables is minimal
- Current market prices and market availability, close to the planning area, have a major impact on revenues generated from recycling.

Cost containment Measures

The costs for managing the Vance Solid Waste Program have risen significantly over the past decade. This may be partially attributed to labor cost, tipping fees and fuel costs. This is the case even though there has been a significant reduction in industrial solid waste generated. If this trend continues, the entire solid waste program will need to be reviewed for cost control measures. The 2008-2011 economic downturn heightens the need to review efficiencies at all levels of government and solid waste is no exception.

Potential Cost Savings Measures:

- Review the hours of operation at the convenience sites.
- Review the hours of operation of the transfer station.
- Review consolidating some of the convenience sites, thus reducing the number of convenience sites in operation.
- Review the feasibility of "unmanned" sites.
- Review the scrap tire program for cost savings measures.
- Review the "sales" contracts on recyclables.
- Review the contract with the solid waste contractor.
- Study the cost differences between using a solid waste contractor vs. "in-house" services.
- Consider "mandating" curb side pick-up and eliminate all or most of the convenience sites.
- Suspend the recycling program for 18 months or until the economy turns around with the exception of those mandated items listed above.

Potential Revenue Stream Sources:

- Charge **NON Certified Tire Generators** for the disposal of more than 4 whole tires.
- Charge a fee for disposal of inert debris (stumps, yard debris, etc.).
- Encourage the disposal of "high value" metals for sale by the county.
- Review the potential for accepting other "high value" materials for sale (automobile batteries, etc.).
- Consider selling the methane gas produced at the old landfill to fuel local boilers.
- Shredded tires can be used as a boiler fuel, as an additive to asphalt or in septic field drainage fields.

Section 8 – Emergency/Disaster Debris Management and Animal Mortality

Historically Vance County has experienced periods of high wind associated with hurricanes, straight-line winds and tornados. Following these events, the County faces the task of restoring a sense of normalcy to the community. A major hindrance to this process is the amount of debris to be dealt with. Listed below are the major points that the County has used, historically, to address storm generated debris, as well as potential future management methods:

- Storm generated debris has largely consisted of downed trees and brush. Vance County has used private contractors, County resources and volunteers to assist in debris removal.
- Following Hurricane Fran in September of 1996, The NC-Division of Emergency Management began training local officials in how to manage and facilitate the removal and disposal of large quantities of debris following a disaster.
- For Vance, as well as other counties, that are susceptible to such events (though not frequently) it is recommended that contracts be in place prior to such events, between the County and private contractors with regard to debris clearance.
- In establishing these contracts, a resource is provided to the County that can be called upon in a moment's notice and sets the cost beforehand to prevent post disaster price increases that frequently occur.
- Vance County has contracted with a local contractor to both remove and dispose of debris following a significant wind event or disaster.
- Vance County has a certified secondary overflow site for storm debris when needed. See Appendix C showing the permitted area.
- Vance County does have a Hazard Management "calling tree" that when activated by county management is accomplished by the E-911/Emergency Management Services Department.

Section 9 – Abandoned Manufactured Home Plan

Section I. Project Objective

Vance County intends to initiate an Abandoned Manufactured Home Abatement program in the 2009-2010 fiscal years to assist property owners in the removal of abandoned manufactured homes. The Abandoned Manufactured Home Planning Initiative is designed to act as a management tool for the reduction, abatement and proper disposal of abandoned manufactured homes. The program indirectly offers a financial incentive to remove the units from properties located throughout Vance County. Measures will be taken to ensure that all demolition debris is properly disposed of, or recycled at designated demolition sites. The goal of the program is to reduce the number of properties that pose a threat to the health, safety, and general welfare of the citizens of Vance County. Through proper demolition, removal, and recycling of abandoned manufactured homes, citizens enjoy the benefits of protected property values, increased safety, and environmentally friendly communities. Acceptance into the program is based upon funding availability, a site inspection and the discretion of the Vance County Planning and Development Department.

Section II. Definitions

Abandoned Manufactured Home: A manufactured or mobile home that is a health or safety hazard as a result of the attraction of insects or rodents, conditions creating a fire hazard, dangerous condition constituting a threat to children, or frequent use by vagrants as living quarters in the absence of sanitary facilities; or

Any structure which is a manufactured or mobile home that was designated and intended for residential or other uses, which has been vacant or not in active use, regardless of purpose or reason, for at least 180 days and has been deemed a nuisance due to safety or general welfare.

Demolition Collection Center: A demolition collection center is a manned or unmanned facility used for the collection, separation, and short-term storage of recyclables or demolition debris but does not include on-site processing. A demolition collection center established in Vance County will meet the regulations as set forth in the Vance County Junkyard Ordinance.

Demolition Contractor: A company or individual that performs the service of deconstruction, removal, and/or recycling of a structure or scrap debris. Demolition Contractors ***MUST*** obtain a valid demolition permit prior to starting the abatement process.

Dilapidated Manufactured Home: A manufactured home which is unfit for human habitation or use and cannot be repaired, altered or improved to comply with all of the minimum standards except at a cost in excess of 50% of its value, as determined by finding of the inspector.

Manufactured Home: A manufactured home is a home that:

(1) consists of a single unit completely assembled at the factory or of two (double-wide) or three (triple-wide) principal components totally assembled at the factory and joined together at the site; and

(2) is designed so that the total structure (or in the case of a double-wide or triple-wide, each component thereof) can be transported on its own chassis; and
(3) is over forty (40) feet long and over eight (8) feet wide; and
(4) is designed to be used as a dwelling and provides complete, independent living facilities for one (1) family, including permanent provisions for living, sleeping, eating, cooking, and sanitation; and
(5) is actually being used or is held ready to use, as a dwelling or (storage facility).

Scope of Services Agreement: A written contract the Demolition Contractor operates under for the deconstruction and removal of abandoned manufactured homes. Said contract specifies the process of the proper demolition and removal of an abandoned manufactured home. Guidelines, requirements, and standard operating procedures are specified within this contract.

Section III. Identification Process

Abandoned and dilapidated manufactured homes will be identified through an inspection in conformance to regulations set forth in Section 13 of Vance County Ordinance #33 (Minimum Standards). The inspection will be performed by Vance County Planning and Development representatives in order to verify the status of a manufactured home. If the inspection reveals that the criteria of an abandoned or dilapidated manufactured home are present, the home will be declared as such.

In addition to the inspection guidelines in Section 13 of Vance County Ordinance #33, a representative from the Vance County Planning and Development Department may also inspect properties at the request of the property owner(s) for the purpose of applying for assistance to voluntarily remove an abandoned or dilapidated manufactured home.

Section IV. Deconstruction Methods

A. Demolition Contractors

To ensure proper demolition, removal, and recycling methods are taken, only (approved licensed) demolition contractors are eligible to provide deconstruction services. To minimize damage to surrounding property during deconstruction, only the approved demolition contractors with a Vance County Demolition permit will be eligible to remove and recycle debris under this program. Contractors are approved based on the ability to perform required deconstruction requirements. Approved demolition contractors must have the ability to deconstruct the abandoned manufactured home on-site or at designated deconstruction sites. All hazardous materials must be removed from the structure prior to deconstruction. Any such materials must be properly removed from the demolition site and transported to a center licensed to receive such materials.

B. Standard Operating Procedures

Approved demolition contractors operate under a Scope of Services Agreement. The following guidelines are set forth by Vance County to serve as standard operating procedures for the demolition and recycling of abandoned or dilapidated manufactured homes. Contractors must agree to the terms and procedures specified within the agreement prior to performance of any services that may be assigned by the Vance County Planning and Development Department.

Vance County reserves the right to determine the number of mobile homes to be abated on any given parcel of land. This will be contingent upon the amount of funding provided Vance County through the North Carolina Solid Waste Trust Fund.

Notification

Vance County Planning and Development will notify all interested authorized contractors of the bidding process for the demolition, removal, and recycling of abandoned manufactured homes. Contractors may be notified via USPS mail, electronic mail or fax for a request to submit bids. Contractors will be notified of the property location, ownership, and contact information and may contact the property owner(s) in order to obtain information necessary to submit a bid for the demolition, removal, and recycling of the manufactured home. Vance County Planning and Development will accept bids by authorized contractors that are received via USPS mail, electronic mail or fax. The contractor awarded the project will be notified via telephone by an authorized agent of the county.

Site Survey for Voluntary Demolitions

Once the contractor is awarded the project, the contractor must notify the property owner(s) prior to the demolition, removal, and recycling of the abandoned manufactured home. A site survey must be conducted with the property owner(s) present to identify any utility connections including marking the placement of a septic tank and/or septic field. The property owner(s) is responsible for ensuring that all utility connections are disconnected and notifying the contractor when such measures have been taken. The contractor must be notified by the property owner(s) of any possible hazards. The contractor may not access the property through an adjoining property without proper consent from that property owner.

Involuntary Demolitions (Proceed according to Ordinance #33)

Preliminary Investigation; Notice; Hearing. As established in Ordinance #33 (Minimum Standards), when a petition is filed with the Inspector by a Public Authority or by at least five (5) residents of the County charging that any manufactured home for human habitation or use, or whenever it appears to the Inspector, upon inspection, that any manufactured home for human habitation or use, is unfit for human habitation he shall, if his preliminary investigation discloses a basis for such charges, issue and cause to be served upon the owner of and parties of interest in such manufactured home a complaint stating the charges and containing a notice that a hearing will be held before the Inspector at a place therein fixed, not less than ten (10) nor more than thirty (30) days after the serving of the complaint. The owner or any party in interest shall have the right to file an answer to the complaint and to appear in person, or otherwise, and give testimony at the place and time fixed in the complaint. Notice of such hearing shall also be given to at least one of the persons signing a petition relating to such dwelling. Any person desiring to do so may attend such hearing and give evidence relevant in courts of law or equity. The North Carolina Rules of Evidence shall not be controlling in hearings before the Inspector.

Procedure after Hearing. After such notice and hearing, the Inspector shall state in writing his determination whether the manufactured home is unfit for human habitation or use, and, if so, whether it is deteriorated or is dilapidated.

(1) *Deteriorated.* If the inspector determines that the manufactured home is deteriorated, he shall state in writing his findings of fact in support of such determination, and shall issue and cause to be served upon the owner thereof an order directing and requiring the owner to repair, alter, improve or otherwise abate such home to comply with the minimum standard of fitness established by this ordinance within a specified period of time, not to exceed ninety (90) days. The order may also direct and require the owner to vacate and close such home until such repairs, alterations, and improvements or corrections have been made.

(2) *Dilapidated.* If the Inspector determines that the manufactured home is dilapidated, he shall state in writing his finding of fact to support such determination, and shall issue and cause to be served upon the owner thereof an order directing and requiring the owner either to repair, alter, improve or otherwise abate such conditions as to comply with the minimum standards of fitness established by this ordinance, or else to vacate and remove or demolish the same within a specified period of time not to exceed ninety (90) days.

Failure to Comply with Order. If an abandoned or dilapidated manufactured home is not removed, abated or remedied during the time frame provided by the inspector an In Personam or In Rem Remedy may be carried out according to Ordinance #33. As authorized by NCGS 153A-140 and Vance County Ordinance #33 (In Rem Remedy), the county may enter the property and remove, abate or remedy everything related to the abandoned manufactured home that is dangerous or prejudicial to public health and safety. The expense shall be a lien against the real property upon which such expense was incurred.

Abatement Process

Once the contractor is awarded the project, the contractor must notify Vance County Planning and Development prior to the demolition, removal, and recycling of the abandoned manufactured home. A site survey must be conducted with the Vance County Representative present to identify any utility connections including marking the placement of a septic tank and/or septic field.

Deconstruction

The following shall apply to abandoned manufactured homes whether completely intact or partially deconstructed:

(1) The contractor shall attempt to remove any recyclable materials from the abandoned manufactured home prior to demolition. Recyclable materials may include but are not limited to: metal, glass, wood, plastics, and thermostats containing mercury switches.
(2) The contractor shall deconstruct the home in a manner to minimize airborne debris.
(3) The demolition debris shall be contained on-site in a manner that would not cause any adverse effects to adjoining properties.
(4) All materials must be delivered to a certified landfill or recycling center.

The deconstruction contractor will bring or provide the landfill receipt(s) and recycled tonnage data to the Planning and Development office upon completion. The deconstruction process shall be carried out in a manner as to cause the least amount of disturbance or damage to the subject property.

Removal

All demolition debris shall be removed from the site on a vehicle capable of safely transporting materials from the demolition site to a certified landfill or recycling center. During transportation, all debris must remain covered with a tarp or fabric and shall be properly secured, so as not to allow any debris to fall from the vehicle. All debris from any of the deconstructed components must be removed from the property.

Lot Condition

The demolition contractors are required to level, compact, or fill any portion of the property that is affected by the deconstruction and removal of debris. The contractor shall take all measures possible to minimize any unnecessary disturbance of soil or vegetation on the property. The contractor is required to remove and replace any contaminated soil that results from the spillage of any fluids or hazardous materials from equipment associated with performing the demolition or removal of debris.

Liability

The demolition contractor shall provide and maintain a level of insurance that will cover any damage or injuries that may occur to property or persons while performing the service of demolition and removal of the abandoned manufactured home. Vance County shall be noted in a hold harmless agreement and added to the policy as additionally insured. The contractor is responsible for any damage that may occur to the property that is outside the specified area of demolition. The contractor and any of the contractor's employees, act as agents of the company and not as an agent of the County. The County shall not be held liable for any actions or damage that may occur as a result of the demolition and removal of an abandoned manufactured home.

Section 10 – Electronic Waste Recycling Plan

Beginning January 1, 2011, Vance County will no longer accept electronic waste at the transfer station in accordance with North Carolina Session Law 2010-67.

As a standard practice, Vance County will do the following in accordance with Session Law 2010-67 (130A-309.130 – 140) "Electronic Waste":

(1) Electronic Waste defined: Electronic Waste" means relating to technology having electrical, digital, magnetic, wireless, optical, electromagnetic, or similar capabilities.

(2) Examples of Electronic Waste: Primarily Computer Equipment and Televisions, but may include other electronics equipment.

(3) Collection of Electronic Waste:

- Electronic Waste will be collected at two (2) locations in Vance County.
  a. Brodie Road and NC Highway 39 North Convenience sites.
- Electronic Waste will be stored in 20' by 8' securable storage units (Pods).
- Electronic Waste will be palletized and shrink wrapped.
- Electronic Waste will be picked up, upon request, by a state certified electronics recycler that adheres to the "R2" Responsible Recycling Standards.

(4) The City of Henderson and the Towns of Kittrell and Middleburg will partner with Vance County and use the two centrally located drop-off sites. The City of Henderson and the towns of Middleburg and Kittrell have formally endorsed the electronics recycling program and will encourage their residents to participate in the program.

(5) Public Awareness Campaign: Vance County Solid Waste in conjunction with the City of Henderson, Towns of Middleburg and Kittrell, the Vance County/City of Henderson Appearance Commissions, the public and private school system and Waste Industries will support and advertise the changes pertaining to electronics recycling. City and Town Administrators will be responsible for providing electronics recycling information to their constituents.

(6) Record Keeping: Prior to being transported to a recycling center, electronic waste will be weighed by a certified weigh master at a state certified scale. The Waste Industries weigh station at the Vance county Transfer Station meets this criteria. Tonnage records will be forwarded to the Solid Waste Department monthly or upon more frequent requests. Televisions will be tracked separately from other electronic waste.

(7) The Vance County Finance Office has set up a separate budget account for the receipt and expenditure of solid waste funds received from the state Electronic Waste Management Program. Those funds have been and will continue to be tracked and used ONLY to support the Electronics Recycling Program.

(8) Vance County will furnish NCDENR any information requested for completing the annual statutory local government solid waste report.

CONTRACT FOR ELECTRONIC RECYCLING SERVICES

This contract is made and entered into as of the 31st day of August, 2012, by the County of Vance, NC ("County") and Metech Recycling ("Contractor"), a corporation; organized and existing under the laws of the State of North Carolina.

1. **Background and Purpose.** To provide removal and recycling of all electronic waste deposited at multiple collection sites throughout Vance County.

2. **Services and Scope to be Performed.** The Contractor shall provide collection bins, gaylords, and pallets to collect electronic waste from all collection points established by County. Contractor shall also provide regularly scheduled pick up and collection from the collection points. In this contract, "Work" means the services that the Contractor is required to perform pursuant to this contract and all of the Contractor's duties to the County that arise out of this contract. Any amendments, corrections, or change orders by either party must be made in writing signed in the same manner as the original. (This form may be used for amendments and change orders.) The County reserves the right to refuse payment for any work outside that authorized herein or pursuant to a duly approved amendment or change order.

3 **Complete Work without Extra Cost**. Unless otherwise provided, the Contractor shall obtain and provide, without additional cost to the County, all labor, materials, equipment, transportation, facilities, services, permits, and licenses necessary to perform the Work.

4. **Compensation**. In exchange for the consideration received in the form of the recyclable materials, the County shall not be obligated to pay the Contractor any payments, fees, expenses, or compensation other than those authorized by this section.

5. **Contractor's Responsibilites.** The Contractor shall:

a. Within five business days of notification from Vance County, collect the items from the respective drop off site. Contractor shall not permit an excessive accumulation of items to remain on the site at any time.
b. Weigh and provide County with a copy of the weight for each load. Contractor shall provide the County, on an annual basis, a report of the waste collected from the County.
c. Disassemble and recycle all materials collected from County to the extent reasonably able to be recycled.
d. All data storage devices and components shall be destroyed by shredding.
e. Provide a certificate of destruction for all data storage devises within 6 weeks of collection from County.
f. Maintain "E-Stewards certification" or an "R-2 certification" for the term of the agreement.
g. In addition to this requirement, Contractor shall obtain and retain any such other certifications as may be required by NC Department of Environmental Resources (or other governmental entities) for the County to maintain qualification and reimbursement eligibility for participation within those programs. Such certification will be achieved at least 30 days prior to the deadline required by such governmental agency.
h. Any reimbursements due Contractor shall not be the responsibility of County.

6. **County's Responsibilites**. The County shall provide collection sites located at convenient locations to its citizens for the deposit electronic waste materials. These sites shall provide a covered location for the storage of the electronic waste. The county shall only permit its citizens to deposit electronic waste at the collection sites, and will prohibit any items Contractor provides County notice of that are not acceptable. Currently, a list of such items, if any, is attached hereto as Exhibit "A".

7. **Term.** This agreement shall be for an initial term ending on June 30, 2013. Thereafter, the contact shall automatically renew for an additional one year term, beginning on July 1 and ending on June 30, each successive year, unless either party, provides notice in writing to the other party thirty days in advance of the end of the current contract term giving notice of non renewal of this agreement.

8. Performance of Work by County. If the Contractor fails to perform the Work in accordance with the schedule referred to in Sec. 2. above, the County may, in its discretion, perform or cause to be performed some or all of the Work, and doing so shall not waive any of the County's rights and remedies. Before doing so, the County shall give the Contractor reasonable notice of its intention. The Contractor shall reimburse the County for all costs incurred by the County in exercising its right to perform or cause to be performed some or all of the Work pursuant to this section.

9. Default Upon default of this agreement by either party, the non defaulting party shall provide written notice to the defaulting party, and shall provide ten days to cure such default. If the default is not remedied within the ten days, the non-defaulting party may terminate this agreement.

10. Insurance. Contractor shall maintain insurance policies at all times with minimum limits as follows:

Coverage	Minimum Limits
Workers' Compensation	Statutory Limits
Employers' Liability	$ 500,000
General Liability	$1,000,000 per occurrence /$2,000,000 aggregate
Automobile Liability	$1,000,000
Professional Liability (E & O)	$1,000,000 per occurrence/$2,000,000 aggregate

Contractor shall provide the County with a **Certificate of Insurance** for review prior to Contractor performing any Work. This should be an ACORD form. All Certificates of Insurance will require thirty (30) days written notice by the insurer or contractor's agent in the event of cancellation, reduction or other modifications of coverage. In addition to the notice requirement above, Contractor shall provide the County with immediate written notice of cancellation, reduction, or other modification of coverage of insurance. Upon failure of the Contractor to provide such notice, Contractor assumes sole responsibility for all loses incurred by the County for which insurance would have provided coverage. The insurance certificate shall be for the initial contract period of one (1) year and shall be renewed by the contractor for each subsequent renewal period of the contract.

The County shall be named as an **additional insured** and it is required that coverage be placed with "A" rated insurance companies acceptable to the County. Statement should read "County of Vance is to be added as an additional insured as evidenced by an endorsement attached to this certificate." Failure to maintain the required insurance in force may be cause for contract termination. In the event that the contractor fails to maintain and keep in force the insurance herein required, the County has the right to cancel and terminate the contract without notice.

Contractor shall provide proof that a **Drug-Free Workplace Program** is in place and that drivers meet **DOT/CDL licensing** requirements.

11. Notice. (a) All notices and other communications required or permitted by this contract shall be in writing and shall be given either by personal delivery, fax, or certified United States mail, return receipt requested, addressed as follows:

To the County:
County of Vance
122 Young Street, Suite B.
Henderson, NC 27536
252-738-2003

To the Contractor:
Metech Recycling
2150 Highway 56, East
Creedmoor, NC 27522
919-528-6000

(b) Change of Address, Date Notice Deemed Given: A change of address, fax number, or person to receive notice may be made by either party by notice given to the other party. Any notice or other communication under this contract shall be deemed given at the time of actual delivery, if it is personally delivered or sent by fax. If the notice or other communication is sent by US Mail, it shall be deemed given upon the third calendar day following the day on which such notice or other communication is deposited with the US Postal Service or upon actual delivery, whichever first occurs.

12. Indemnification. To the maximum extent allowed by law, the Contractor shall defend, indemnify, and save harmless the County, its agents, officers, and employees, from and against all charges that arise in any manner from, in connection with, or out of this contract as a result of the acts or omissions of the Contractor or subcontractors or anyone directly or indirectly employed by any of them or anyone for whose acts any of them may be liable except for damage or injury caused solely by the negligence of the County its agents, officers, or employees. In performing its duties under this section, the Contractor shall at its sole expense defend the County, its agents, officers, and employees with legal counsel reasonably acceptable to County. As used in this subsection – "Charges" means claims, judgments, costs, damages, losses, demands, liabilities, duties, obligations, fines, penalties, royalties, settlements, expenses, interest, reasonable attorney's fees, and amounts for alleged violations of sedimentation pollution, erosion control, pollution, or other environmental laws, regulations, ordinances, rules, or orders. Nothing in this section shall affect any warranties in favor of the County that are otherwise provided in or arise out of this contract. This section is in addition to and shall be construed separately from any other indemnification provisions that may be in this contract. This section shall remain in force despite termination of this contract (whether by expiration of the term or otherwise) and termination of the services of the Contract under this contract.

13. Miscellaneous.

a) Choice of Law and Forum. This contract shall be deemed made in Vance County, North Carolina. This contract shall be governed by and construed in accordance with the law of North Carolina. The exclusive forum and venue for all actions arising out of this contract shall be the appropriate division of the North Carolina General Court of Justice, in Vance County. Such actions shall neither be commenced in nor removed to federal court. This section shall not apply to subsequent actions to enforce a judgment entered in actions heard pursuant to this section.

b) Waiver. No action or failure to act by the County shall constitute a waiver of any of its rights or remedies that arise out this contract, nor shall such action or failure to act constitute approval of or acquiescence in a breach thereunder, except as may be specifically agreed in writing.

(c) Performance of Government Functions: Nothing contained in this contract shall be deemed or construed so as to in any way estop, limit, or impair the County from exercising or performing any regulatory, policing, legislative, governmental, or other powers or functions.

(d) Severability. If any provision of this contract shall be unenforceable, the remainder of this contract shall be enforceable to the extent permitted by law.

(e) Assignment, Successors and Assigns. Without the County's written consent, the Contractor shall not assign (which includes to delegate) any of its rights (including the right to payment) or duties that arise out this contract. Unless the County otherwise agrees in writing, the Contractor and all assigns shall be subject to all of the County's defenses and shall be liable for all of the Contractor's duties that arise out of this contract and all of the County's claims that arise out of this contract. Without granting the Contractor the right to assign, it is agreed that the duties of the Contractor that arise out of this contract shall be binding upon it and its heirs, personal representatives, successors, and assigns.

f) Compliance with Law. In performing all of the Work, the Contractor shall comply with all applicable laws.

g) County Policy. THE COUNTY OPPOSES DISCRIMINATION ON THE BASIS OF RACE AND SEX AND URGES ALL OF ITS CONTRACTORS TO PROVIDE A FAIR OPPORTUNITY FOR MINORITIES AND WOMEN TO PARTICIPATE IN THEIR WORK FORCE AND AS SUBCONTRACTORS AND VENDORS UNDER COUNTY CONTRACTS.

h) EEO Provisions. During the performance of this Contract the Contractor agrees as follows: (1) The Contractor shall not discriminate against any employee or applicant for employment because of race, color, religion, sex, national origin, political affiliation or belief, age, or handicap. The Contractor shall take affirmative action to insure that applicants are employed and that employees are treated equally during employment, without regard to race, color, religion, sex, national origin, political affiliation or belief, age, or handicap. The Contractor shall post in conspicuous places available to employees and applicants for employment, notices setting forth these EEO provisions. (2) The Contractor in all solicitations or advertisements for employees placed by or on behalf of the Contractor, state all qualified applicants will receive consideration for employment without regard to race, color, religion, sex, national origin, political affiliation or belief, age, or handicap.

(i) No Third Party Right Created. This contract is intended for the benefit of the County and the

Contractor and not any other person.

(j) Principles of Interpretation. In this contract, unless the context requires otherwise: (1) The singular includes the plural and the plural the singular. The pronouns "it" and "its" include the masculine and feminine. Reference to statutes or regulations include all statutory or regulatory provisions consolidating, amending, or replacing the statute or regulation. References to contracts and agreements shall be deemed to include all amendments to them. The word "person" includes natural persons, firms, companies associations, partnerships, trusts, corporations, governmental agencies and units, and any other legal entities.

(k) Modifications, Entire Agreement. A modification of this contract is not valid unless signed by both parties and otherwise in accordance with requirements of law. Further, a modification is not enforceable against the County unless the County Manager or other duly authorized official signs it for the County. This contract contains the entire agreement between the parties pertaining to the subject matter of this contract. With respect to that subject matter, there are no promises, agreements, conditions, inducements, warranties, or understandings, written or oral, expressed or implied, between the parties, other than as set forth or referenced in this contract.

IN WITNESS WHEREOF, the County of Vance and the Contractor have caused this contract to be executed under seal by their respective duly authorized agents or officers.

COUNTY OF VANCE:

By: _____

ATTEST BY:

_____
County Clerk

SEAL:

CONTRACTOR: METECH RECYCLING

By: _____
President, Metech Recycling, Inc.

ATTEST BY:

_____
Secretary

SEAL

This Instrument has been pre-audited in the manner required by the Local Government Budget and Fiscal Control Act.

_____
Finance Officer

10-11-2012
Date

Orion Registrar, Inc., USA
Certificate of Registration

This is to certify the Quality Management System of

Metech Recycling, Inc.
6200 Engle Way
Gilroy, California 95020
USA

Has been assessed by Orion Registrar and found to be in compliance with the following Quality Standard

ISO 9001:2008

The Quality Management System is applicable to

Metech Collects and Dismantles Electronic Devices and Equipment into Commodities (Shredded or Sorted Scrap Materials) and Sells these Commodities into Recycled Materials Markets.
This Scope is Applicable to All Sites

The Registration period is from January 5, 2011 to January 4, 2014
This registration is subject to the company maintaining its system to the required standard, and applicable exceptions, which will be monitored by Orion
Client ID 01619-00001 Certificate ID A0002570-3
EAC / NACS / SIC Code 24 / 56292 / 9511
For Additional Site See Appendix

ANAB ACCREDITED

Paul M. Burck 1/25/2012
Mr. Paul M. Burck, President Date

Orion Registrar Inc ★ PO Box 745070 ★ Arvada, Colorado 80006-5070 ★ 303-456-6010 ★ FAX 303-456-6681
To authenticate this certificate please visit www.orion4value.com

Orion Registrar, Inc., USA
Certificate of Registration

This is to certify the Quality Management System of

Metech Recycling, Inc.
Appendix

Metech Recycling, Inc.
500 West 53rd Place
Denver, CO 80216
USA

Metech Recycling, Inc.
2350 West Bridger Road
Salt Lake City, UT 84104
USA

Metech Recycling, Inc.
150 Blackstone River Road
Worcester, MA 01607
USA

Metech Recycling, Inc.
4330 South 102nd Street
Omaha, NE 68127
USA

Metech Recycling, Inc.
2150 N. Highway 56
Creedmoor, NC 27522
USA

ISO 9001:2008

The Registration period is from January 5, 2011 to January 4, 2014
Client ID 01619-00001 Certificate ID A0002570-3
EAC / NACS / SIC Code 24 / 56292 / 9511

ANAB ACCREDITED

Paul M. Burck 1/25/2012
Mr. Paul M. Burck, President Date

Orion Registrar Inc ★ PO Box 745070 ★ Arvada, Colorado 80006-5070 ★ 303-456-6010 ★ FAX 303-456-6681
To authenticate this certificate please visit www.orion4value.com

Orion Registrar, Inc., USA
Certificate of Registration

This is to certify the Environmental Management System of

Metech Recycling, Inc.
6200 Engle Way
Gilroy, California 95020
USA

Has been assessed by Orion Registrar and found to be in compliance with the following Environmental Management Standard

ISO 14001:2004

The Environmental Management System is applicable to

Metech Collects and Dismantles Electronic Devices and Equipment into Commodities (Shredded or Sorted Scrap Materials) and Sells these Commodities into Recycled Materials Markets.
This Scope is Applicable to All Sites

The Registration period is from January 5, 2011 to January 4, 2014
This registration is subject to the company maintaining its system to the required standard, and applicable exceptions, which will be monitored by Orion
Client ID 01619-00001 Certificate ID A0002571-3
EAC / NACS / SIC Code 24 / 56292 / 9511
For Additional Site See Appendix

ANAB ACCREDITED

Paul M. Burck 1/25/2012
Mr. Paul M. Burck, President Date

Orion Registrar Inc ★ PO Box 745070 ★ Arvada, Colorado 80006-5070 ★ 303-456-6010 ★ FAX 303-456-6681
To authenticate this certificate please visit www.orion4value.com

Orion Registrar, Inc., USA
Certificate of Registration

This is to certify the Environmental Management System of

Metech Recycling, Inc.
Appendix

Metech Recycling, Inc.
500 West 53rd Place
Denver, CO 80216
USA

Metech Recycling, Inc.
2350 West Bridger Road
Salt Lake City, UT 84104
USA

Metech Recycling, Inc.
150 Blackstone River Road
Worcester, MA 01607
USA

Metech Recycling, Inc.
4330 South 102nd Street
Omaha, NE 68127
USA

Metech Recycling, Inc.
2150 N. Highway 56
Creedmoor, NC 27522
USA

ISO 14001:2004

The Registration period is from January 5, 2011 to January 4, 2014
Client ID 01619-00001 Certificate ID A0002571-3
EAC / NACS / SIC Code 24 / 56292 / 9511

ANAB ACCREDITED

Paul M. Burck 1/25/2012
Mr. Paul M. Burck, President Date

Orion Registrar Inc ★ PO Box 745070 ★ Arvada, Colorado 80006-5070 ★ 303-456-6010 ★ FAX 303-456-6681
To authenticate this certificate please visit www.orion4value.com

Orion Registrar, Inc., USA
Certificate of Registration

This is to certify the Management System of:

Metech Recycling, Inc.
6200 Engle Way
Gilroy, California 95020
USA

Has been assessed by Orion Registrar and found to be in compliance with the following Standard:

The e-Stewards Standard for Responsible Recycling and Reuse of Electronic Equipment®

The Management System is applicable to:

Metech Collects and Dismantles Electronic Devices and Equipment into Commodities (Shredded or Sorted Scrap Materials) and Sells these Commodities into Recycled Materials Markets.

This Scope is Applicable to All Sites

The Certification period is from March 3, 2011 to March 2, 2014.
This Certification is subject to the company maintaining its system to the e-Stewards standard for responsible recycling and reuse of electronic equipment®, and applicable exceptions, which will be monitored by Orion.
Client ID 01619-00001. Certificate ID A0002510-3.
EAC / NAICS / SIC Code: 24 / 56292 / 9511
For Additional Sites See Appendix

ANAB ACCREDITED

e-Stewards certified

Paul M Burck 1/25/2012

Mr. Paul M. Burck, President — Date

Orion Registrar Inc. ★ PO Box 745070 ★ Arvada, Colorado 80006-5070 ★ 303-456-6010 ★ FAX 303-456-6681
To authenticate this certificate please visit www.orion4value.com

Orion Registrar, Inc., USA
Certificate of Registration

This is to certify the Management System of:

Metech Recycling, Inc.
Appendix

Metech Recycling, Inc.
500 West 53rd Place
Denver, CO 80216
USA

Metech Recycling, Inc.
2350 West Bridger Road
Salt Lake City, UT 84104
USA

Metech Recycling, Inc.
150 Blackstone River Road
Worcester, MA 01607
USA

Metech Recycling, Inc.
4330 South 102nd Street
Omaha, NE 68127
USA

Metech Recycling, Inc.
2150 N. Highway 56
Creedmoor, NC 27522
USA

The e-Stewards Standard for Responsible Recycling and Reuse of Electronic Equipment®

The Certification period is from March 3, 2011 to March 2, 2014.
Client ID 01619-00001. Certificate ID A0002510-3.
EAC / NAICS / SIC Code: 24 / 56292 / 9511

ANAB ACCREDITED

e-Stewards certified

Paul M. Burck 1/25/2012

Mr. Paul M. Burck, President — Date

Orion Registrar Inc. ★ PO Box 745070 ★ Arvada, Colorado 80006-5070 ★ 303-456-6010 ★ FAX 303-456-6681
To authenticate this certificate please visit www.orion4value.com

Section 5 – Waste Handling Characterization

Municipal Solid Waste (MSW)
Vance County offers residents eight (8) staffed convenient waste drop off centers strategically located throughout the county. Each site has facilities for both MSW and recyclable commodities. Vance County comingles its plastic, paper, glass and aluminum commodities. Cardboard, waste oil and electronics are collected separately. Vance County operates two (2) electronic waste collection centers and is considering opening a third.

Waste Industries operates the collection and transportation phases of our solid waste program. Waste industries also operate a "curbside" pick up program for residents on a private contract basis. Waste Industries transports both MSW and recyclables collected at the convenience sites to the main transfer station before moving the MSW stream to the Upper Piedmont Regional landfill. The recyclables are transported to Sunoco in Raleigh for separation and reuse. Noble Oil collects and transports the waste oil for Vance County.

Construction and Demolition Waste (C&D)
Construction and Demolition waste is collected only at the transfer station. At this time, Vance County does not have a deconstruction and materials reuse program in place. We recommend that demolition contractor's recycle as much construction material as they can. A portion of Vance County's C&D materials are directly disposed in the Granville County C&D landfill.

Land clearing and inert debris (LCID)
Land clearing and inert debris (LCID) or yard waste is not shown on the tables, but it is estimated that in 2011-2012 a total of 3,740 tons of this debris was received and stockpiled. The County then contracts with Simmons and Simmons to have the materials ground up approximately twice per year. The mulch that is produced from the grinding is then provided to the mulching contractor as a part of their contract. The mulch is primarily hauled out of Vance County and used as boiler fuel. In addition, an unknown amount of LCID material is disposed of in privately operated and permitted LCID landfills.

White goods
White goods are collected at all eight (8) manned convenience sites. The commodities are collected periodically and moved to a "staging" area at the old Vance County Landfill. At the staging area, the appliances that contain refrigerant are separated from those that do not contain gases. A private contractor (Alford Mechanical) removes the refrigerant (gas) from the units and the white goods are then stored at that location until enough have accumulated to make it worthwhile for them to be removed for recycling.

Scrap tires
Scrap tires are collected only at a specific location at the "old" Vance County landfill. Certified tire generators and those who bring more than four (4) tires at one time are required to complete the NC State Certification form. Vance County does not currently charge customers for tire disposal. The tires are brought to the scrap tire section of the transfer station. Drivers must have the tires load, secured and counted. The tires are dumped on the ground and once a week a

contractor loads the tires into an open top trailer. When the trailer is full, another contractor transports the tires to Central Carolina Tire Recycling for disposal. For FY 2011-2012 a total of 813 tons of scrap tires made up of 85% passenger vehicle tires and 15% heavy truck tires were collected and disposed of in Vance County.

Electronics

Electronic waste is currently being collected at two (2) of our eight (8) convenience sites. Customers bring the electronic waste to the convenience site and place the materials in 8x20 foot "PODS". When the PODS are full, the e-waste recycling contractor is called to remove the e-waste. The County contracted with American Greenz, Inc. for the FY 2011-2012 program as well as for July, August and September of 2012. Beginning in September 2012 the County ended the contract with American Greenz and has contracted with Metech Recycling for handling the electronic waste collection. During the FY 2011-2012, Vance County collected 118.55 tons of electronic waste.

Used Motor Oil

Collection of used motor oil is free of charge. All convenience sites are equipped with a 385-gallon tank to accept the motor oil. When the tanks are full, Noble Oil Company is called to recycle the used motor oil. During the FY 2011-2012 a total of 710 gallons of used motor oil was collected at the convenience sites. Residents may also bring used motor oil to designated auto repair facilities for disposal.

Section 6 – Assessment and Actions

The North Carolina Department of Environment and Natural Resources has mandated that certain waste stream elements are to be banned from disposal in landfills by proscribed dates:

NCGS 130A-309

1. Used oil.
2. Used Oil Filters (Effective July 1, 2009)
3. Oyster Shells (Effective January 1, 2007)
4. Yard debris, but may be accepted at a solid waste disposal area where the area provides and maintains separate yard trash composting facilities.
5. White goods
6 Antifreeze (ethylene glycol).
7 Aluminum cans (July 1, 2009)
8. Whole scrap tires
9. Lead-acid batteries
10. Beverage containers that are required to be recycled
11. Motor vehicle oil filters (Effective October 1, 2009)
12. Recyclable rigid plastic containers (Effective October 1, 2009
13. Wooden pallets (Effective October 1, 2009)
14. Discarded computer equipment (Effective January 1, 2011)
15. Discarded televisions (Effective January 1, 2011)
16. Lights containing Mercury (March 1, 2008)

In addition to being aware of the above banned elements and timetables, the following outlines and describes each solid waste management method as required by North Carolina G.S. 130A-309.09A (b). Each section includes an assessment of the current program if one exists and a summary of any intended actions with more detailed information on attached pages identified as "planning elements."

A. Reduction at the Source

- Over the past several years, some of the large local retailers are adopting significant waste reduction goals internally. This includes cardboard, metals and wood products.
- In cooperation with Waste Industries, a voluntary cardboard reduction program has been developed.
- Vance County has recycling bins at all the manned convenience sites to collect:
  1. Glass
  2. Plastic bottles
  3. Aluminum Cans
  4. News Papers
  5. Used Motor Oil
  6. Cardboard

B. Collection

Vance County:

- Waste Industries is under contract to collect and transport MSW, C&D and recyclables for Vance County.
- Vance County provides eight (8) manned convenience sites located in the rural areas of the County.

- The convenience sites are staffed through a contract with Waste Industries, Inc. The contract with Waste Industries (20 years) will need to be revisited prior to 2017.
- Waste Industries provides the roll off containers and compacters at each of the convenience sites. When the roll-off containers or compacter container are full, Waste Industries transports the MSW or recyclables to the transfer station for weighing prior to final disposition.
- Waste Industries, Inc. provides for once a week curbside residential collection to residents via an individual contract. It is up to the residents to arrange for this service.
- An attendant is at each site during operating hours.
- Hours of operation are Monday through Saturday from 7:00 AM to 6:30 PM, and Sunday from 1:00 PM to 6:00 PM.
- Residential solid waste is accepted at each site in an enclosed compactor.
- There is an open top container for bulk type waste.
- White goods and a variety of recyclable materials are also collected at the individual sites.
- All commercial and industrial waste generators must haul their own material or contract with a private hauler for waste collection.
- The County of Vance does not have any franchise agreements.

City of Henderson:

- Residential and downtown commercial waste is collected by Waste Industries through a contract.
- The service provided to the City is a once per week curb side pick with the option for backyard pick up at an additional fee for the elderly and disabled.
- The City Public Services Department picks up recyclables and yard waste every other week.
- Waste Industries collects downtown commercial waste once per week with the option of additional pickups at $25 per pickup.

Town of Middleburg:

- The Town of Middleburg contracts its yard waste with Waste Industries Inc.
- The residential waste service is contracted through Waste Industries for once per week curbside service.
- All commercial and industrial waste generators must contract with a private waste hauler for their waste collection.
- The Town of Middleburg does not have any franchise agreements.

Town of Kittrell:

- The Town of Kittrell does not provide any collection of any solid waste.
- The County does provide a manned convenience site near the Town of Kittrell for residential waste disposal.
- All commercial and industrial waste generators must contract with a private waste hauler for their waste collection.
- The Town of Kittrell does not have any franchise agreements.

C. Recycling and reuse - Vance County provides its residents with comingled recycling services at the eight (8) convenience sites. Waste Industries operates and maintains the

convenience sites and the transfer station which includes the comingled recycling through a contract with the county.

Items taken in the comingled containers:

- Metal/aluminum cans
- Plastic bottles and jugs
- Glass
- Newspaper

Items taken in separate containers are:

- Cardboard
- Waste Oil
- Electronics
- Considering collection of waste cooking oil

Vance County has in the past and will continue to encourage residential, commercial, and industrial customers to reduce, reuse or recycle as many commodities as practical.

One waste stream reduction program that is being promoted is textile recycling. A number of private charities have placed textile recycling bins in strategic locations throughout the county. Organizations such as Planet Aid, Work Force Solutions, and the Salvation Army have been promoting this program for the past several years. Tonnage data is not available.

The following is a breakdown of recycling and reuse programs within Vance County and the county's municipalities:

City of Henderson:

- The City of Henderson has been providing a curbside-recycling program since April 1995. The curbside recyclables are placed in bins by the residents and collected every other week by the Public Services Department.
- Currently, the City is recycling about 234 tons of recyclable materials per year (FY 2011-2012).
- There are seven (7) different materials collected every other week.
- The materials collected are newspaper, "brown" paper, plastic milk jugs, plastic soda bottles, steel cans, aluminum cans, glass.
- The City of Henderson currently co-mingles its recyclables and transports them to the Vance County Transfer station.
- This is a voluntary program with approximately a 56% participation rate. The city is considering Mandatory recycling.

Town of Middleburg:

- The Town of Middleburg does not have an organized town recycling program. Currently the residents of Middleburg use the County Convenience Sites for recycling.

Town of Kittrell:

- The Town of Kittrell does not have an organized town recycling program. Currently the residents of Kittrell use the County Convenience Sites for recycling.

Unincorporated Areas of Vance County:

- Vance County has been providing a recycling program since June 1991.
- Currently, the County is recycling about 703.67 tons of recyclable material per year (FY 2011-2012).

- The County provides eight (8) manned convenience sites, which accept a variety of recyclable materials.
- Six (6) different materials are collected. These include newspaper, cardboard, plastic milk jugs and plastic soda bottles, aluminum cans, glass, and used motor oil.
- White goods, other metals, tires, and yard debris are collected at the County's central recycling site/transfer station. White goods may be dropped off at any of the eight (8) manned convenience sites and then transported to the transfer station.
- While the county currently comingles its recyclable collection, historical percentages and the overall recycled tonnage data were used to estimate specific amount and types of materials collected by the County. This is shown in **Table 12.**
- Participation in residential recycling is encouraged.
- Both the Towns of Kittrell and Middleburg have manned convenience sites located close to the town limits, providing a place for town residents to drop off their recycling.
- Any business or industry may use the manned convenience sites for recycling. It is undetermined how much recycling businesses and industries are doing.
- As of July 1, 2008, bars and restaurants are mandated to contract with a recycling firm for aluminum cans, glass and plastic bottles.
- It is clear that a large amount of recyclable materials remain in the waste stream.

Table 12.
Residential Recycling in Tons, FY 2011-2012

Materials	Vance County	Henderson	Total
Glass (Clear, Green, Brown)	246.29	81.76	328.05
Plastics (HDPE and PETE)	42.22	14.02	56.24
Aluminum Cans	35.18	11.68	46.86
Steel Cans	42.22	14.02	56.24
Newspaper	281.47	93.44	374.91
Cardboard	--	--	--
Mixed Paper	35.18	11.68	46.86
Telephone Books	--	--	--
White Goods/Other Metals	21.11	7.01	28.12
Total	**703.67**	**233.61**	**937.28**

Source: Tons recycled derived from County and Municipal Annual Solid Waste Reports.

D. Composting and Mulching

Composting: Vance County will continue to encourage residential composting through a cooperative effort with the County Extension Service and local landscapers. In order to accomplish this, the county will work with the Cooperative Extension Service to conduct residential composting workshops.

Mulching: Yard waste is accepted and stockpiled at the Vance County central recycling site. On an as needed basis and approximately two times a year depending on the site conditions, the County has Simmons and Simmons complete the grinding operation. In FY 2011-2012 approximately 3,740 tons of yard waste was ground. The resulting mulch is sold to the mulching contractor as a part of their contract.

The current program will continue with the county continuing to seek revenue-producing markets or alternative methods of collecting composing and mulching waste.

E. Incineration with energy recovery

Vance County does not operate an incinerator and does not plan to use incineration with energy recovery.

F. Incineration without energy recovery

Vance County does not operate an incinerator and does not plan to use incineration without energy recovery.

G. Transfer outside the geographic area

Vance County does not currently operate a landfill. All waste collected in the county goes through the county transfer station. The transfer station is operated and maintained by Waste Industries though a long term contract. Collected MSW is transported by Waste Industries mainly to the Upper Piedmont Landfill in Person County.

A total of 44,587 tons was collected at the Vance County Transfer Station in FY 2011-2012. Of that amount, 1,750 was from Franklin County with 11,727 from Granville County, 1,578 from Warren County and 29,532 from Vance County. Nearly all of that waste was transferred to the Upper Piedmont Regional Landfill.

H. Disposal

The Vance County landfill closed on December 31, 1997. Since this time, Vance County has not operated its own MSW landfill and does not have a C&D landfill. Currently the county transfers all of its waste out of the county through the use of a transfer station that is owned and operated by Waste Industries, Inc. The majority of the waste from the transfer station is sent to a regional landfill located in Person County. Vance County had applied for a permit for a construction and demolition (C&D) landfill, but was denied.

I. Education with the community and through the schools

Current Program:

- Educational presentations are given to civic groups by Vance County, through the Vance County/City of Henderson Appearance Commission, the Vance County Compliance Officer, the School Public Information Officer (Terri Hedrick) and the County Manager.
- The City of Henderson distributes pamphlets describing their curbside program, as well as how to prepare materials for recycling.
- Vance County prepared a pamphlet that encourages recycling, discourages littering, and seeks to promote a sense of pride in the community.
- It is possible for the residential recycling program to be increased through better community education. The types of community education provided can include sending out brochures, additional civic presentations, and the use of the media.

Intended Actions:

Section 5 – Waste Handling Characterization

Municipal Solid Waste (MSW)
Vance County offers residents eight (8) staffed convenient waste drop off centers strategically located throughout the county. Each site has facilities for both MSW and recyclable commodities. Vance County comingles its plastic, paper, glass and aluminum commodities. Cardboard, waste oil and electronics are collected separately. Vance County operates two (2) electronic waste collection centers and is considering opening a third.

Waste Industries operates the collection and transportation phases of our solid waste program. Waste industries also operate a "curbside" pick up program for residents on a private contract basis. Waste Industries transports both MSW and recyclables collected at the convenience sites to the main transfer station before moving the MSW stream to the Upper Piedmont Regional landfill. The recyclables are transported to Sunoco in Raleigh for separation and reuse. Noble Oil collects and transports the waste oil for Vance County.

Construction and Demolition Waste (C&D)
Construction and Demolition waste is collected only at the transfer station. At this time, Vance County does not have a deconstruction and materials reuse program in place. We recommend that demolition contractor's recycle as much construction material as they can. A portion of Vance County's C&D materials are directly disposed in the Granville County C&D landfill.

Land clearing and inert debris (LCID)
Land clearing and inert debris (LCID) or yard waste is not shown on the tables, but it is estimated that in 2011-2012 a total of 3,740 tons of this debris was received and stockpiled. The County then contracts with Simmons and Simmons to have the materials ground up approximately twice per year. The mulch that is produced from the grinding is then provided to the mulching contractor as a part of their contract. The mulch is primarily hauled out of Vance County and used as boiler fuel. In addition, an unknown amount of LCID material is disposed of in privately operated and permitted LCID landfills.

White goods
White goods are collected at all eight (8) manned convenience sites. The commodities are collected periodically and moved to a "staging" area at the old Vance County Landfill. At the staging area, the appliances that contain refrigerant are separated from those that do not contain gases. A private contractor (Alford Mechanical) removes the refrigerant (gas) from the units and the white goods are then stored at that location until enough have accumulated to make it worthwhile for them to be removed for recycling.

Scrap tires
Scrap tires are collected only at a specific location at the "old" Vance County landfill. Certified tire generators and those who bring more than four (4) tires at one time are required to complete the NC State Certification form. Vance County does not currently charge customers for tire disposal. The tires are brought to the scrap tire section of the transfer station. Drivers must have the tires load, secured and counted. The tires are dumped on the ground and once a week a

contractor loads the tires into an open top trailer. When the trailer is full, another contractor transports the tires to Central Carolina Tire Recycling for disposal. For FY 2011-2012 a total of 813 tons of scrap tires made up of 85% passenger vehicle tires and 15% heavy truck tires were collected and disposed of in Vance County.

Electronics

Electronic waste is currently being collected at two (2) of our eight (8) convenience sites. Customers bring the electronic waste to the convenience site and place the materials in 8x20 foot "PODS". When the PODS are full, the e-waste recycling contractor is called to remove the e-waste. The County contracted with American Greenz, Inc. for the FY 2011-2012 program as well as for July, August and September of 2012. Beginning in September 2012 the County ended the contract with American Greenz and has contracted with Metech Recycling for handling the electronic waste collection. During the FY 2011-2012, Vance County collected 118.55 tons of electronic waste.

Used Motor Oil

Collection of used motor oil is free of charge. All convenience sites are equipped with a 385-gallon tank to accept the motor oil. When the tanks are full, Noble Oil Company is called to recycle the used motor oil. During the FY 2011-2012 a total of 710 gallons of used motor oil was collected at the convenience sites. Residents may also bring used motor oil to designated auto repair facilities for disposal.

Section 6 – Assessment and Actions

The North Carolina Department of Environment and Natural Resources has mandated that certain waste stream elements are to be banned from disposal in landfills by proscribed dates:

NCGS 130A-309

1. Used oil.
2. Used Oil Filters (Effective July 1, 2009)
3. Oyster Shells (Effective January 1, 2007)
4. Yard debris, but may be accepted at a solid waste disposal area where the area provides and maintains separate yard trash composting facilities.
5. White goods
6 Antifreeze (ethylene glycol).
7 Aluminum cans (July 1, 2009)
8. Whole scrap tires
9. Lead-acid batteries
10. Beverage containers that are required to be recycled
11. Motor vehicle oil filters (Effective October 1, 2009)
12. Recyclable rigid plastic containers (Effective October 1, 2009
13. Wooden pallets (Effective October 1, 2009)
14. Discarded computer equipment (Effective January 1, 2011)
15. Discarded televisions (Effective January 1, 2011)
16. Lights containing Mercury (March 1, 2008)

In addition to being aware of the above banned elements and timetables, the following outlines and describes each solid waste management method as required by North Carolina G.S. 130A-309.09A (b). Each section includes an assessment of the current program if one exists and a summary of any intended actions with more detailed information on attached pages identified as "planning elements."

A. Reduction at the Source

- Over the past several years, some of the large local retailers are adopting significant waste reduction goals internally. This includes cardboard, metals and wood products.
- In cooperation with Waste Industries, a voluntary cardboard reduction program has been developed.
- Vance County has recycling bins at all the manned convenience sites to collect:
  1. Glass
  2. Plastic bottles
  3. Aluminum Cans
  4. News Papers
  5. Used Motor Oil
  6. Cardboard

B. Collection

Vance County:

- Waste Industries is under contract to collect and transport MSW, C&D and recyclables for Vance County.
- Vance County provides eight (8) manned convenience sites located in the rural areas of the County.

- The convenience sites are staffed through a contract with Waste Industries, Inc. The contract with Waste Industries (20 years) will need to be revisited prior to 2017.
- Waste Industries provides the roll off containers and compacters at each of the convenience sites. When the roll-off containers or compacter container are full, Waste Industries transports the MSW or recyclables to the transfer station for weighing prior to final disposition.
- Waste Industries, Inc. provides for once a week curbside residential collection to residents via an individual contract. It is up to the residents to arrange for this service.
- An attendant is at each site during operating hours.
- Hours of operation are Monday through Saturday from 7:00 AM to 6:30 PM, and Sunday from 1:00 PM to 6:00 PM.
- Residential solid waste is accepted at each site in an enclosed compactor.
- There is an open top container for bulk type waste.
- White goods and a variety of recyclable materials are also collected at the individual sites.
- All commercial and industrial waste generators must haul their own material or contract with a private hauler for waste collection.
- The County of Vance does not have any franchise agreements.

City of Henderson:

- Residential and downtown commercial waste is collected by Waste Industries through a contract.
- The service provided to the City is a once per week curb side pick with the option for backyard pick up at an additional fee for the elderly and disabled.
- The City Public Services Department picks up recyclables and yard waste every other week.
- Waste Industries collects downtown commercial waste once per week with the option of additional pickups at $25 per pickup.

Town of Middleburg:

- The Town of Middleburg contracts its yard waste with Waste Industries Inc.
- The residential waste service is contracted through Waste Industries for once per week curbside service.
- All commercial and industrial waste generators must contract with a private waste hauler for their waste collection.
- The Town of Middleburg does not have any franchise agreements.

Town of Kittrell:

- The Town of Kittrell does not provide any collection of any solid waste.
- The County does provide a manned convenience site near the Town of Kittrell for residential waste disposal.
- All commercial and industrial waste generators must contract with a private waste hauler for their waste collection.
- The Town of Kittrell does not have any franchise agreements.

C. Recycling and reuse - Vance County provides its residents with comingled recycling services at the eight (8) convenience sites. Waste Industries operates and maintains the

convenience sites and the transfer station which includes the comingled recycling through a contract with the county.

Items taken in the comingled containers:

- Metal/aluminum cans
- Plastic bottles and jugs
- Glass
- Newspaper

Items taken in separate containers are:

- Cardboard
- Waste Oil
- Electronics
- Considering collection of waste cooking oil

Vance County has in the past and will continue to encourage residential, commercial, and industrial customers to reduce, reuse or recycle as many commodities as practical.

One waste stream reduction program that is being promoted is textile recycling. A number of private charities have placed textile recycling bins in strategic locations throughout the county. Organizations such as Planet Aid, Work Force Solutions, and the Salvation Army have been promoting this program for the past several years. Tonnage data is not available.

The following is a breakdown of recycling and reuse programs within Vance County and the county's municipalities:

City of Henderson:

- The City of Henderson has been providing a curbside-recycling program since April 1995. The curbside recyclables are placed in bins by the residents and collected every other week by the Public Services Department.
- Currently, the City is recycling about 234 tons of recyclable materials per year (FY 2011-2012).
- There are seven (7) different materials collected every other week.
- The materials collected are newspaper, "brown" paper, plastic milk jugs, plastic soda bottles, steel cans, aluminum cans, glass.
- The City of Henderson currently co-mingles its recyclables and transports them to the Vance County Transfer station.
- This is a voluntary program with approximately a 56% participation rate. The city is considering Mandatory recycling.

Town of Middleburg:

- The Town of Middleburg does not have an organized town recycling program. Currently the residents of Middleburg use the County Convenience Sites for recycling.

Town of Kittrell:

- The Town of Kittrell does not have an organized town recycling program. Currently the residents of Kittrell use the County Convenience Sites for recycling.

Unincorporated Areas of Vance County:

- Vance County has been providing a recycling program since June 1991.
- Currently, the County is recycling about 703.67 tons of recyclable material per year (FY 2011-2012).

- The County provides eight (8) manned convenience sites, which accept a variety of recyclable materials.
- Six (6) different materials are collected. These include newspaper, cardboard, plastic milk jugs and plastic soda bottles, aluminum cans, glass, and used motor oil.
- White goods, other metals, tires, and yard debris are collected at the County's central recycling site/transfer station. White goods may be dropped off at any of the eight (8) manned convenience sites and then transported to the transfer station.
- While the county currently comingles its recyclable collection, historical percentages and the overall recycled tonnage data were used to estimate specific amount and types of materials collected by the County. This is shown in **Table 12.**
- Participation in residential recycling is encouraged.
- Both the Towns of Kittrell and Middleburg have manned convenience sites located close to the town limits, providing a place for town residents to drop off their recycling.
- Any business or industry may use the manned convenience sites for recycling. It is undetermined how much recycling businesses and industries are doing.
- As of July 1, 2008, bars and restaurants are mandated to contract with a recycling firm for aluminum cans, glass and plastic bottles.
- It is clear that a large amount of recyclable materials remain in the waste stream.

Table 12.
Residential Recycling in Tons, FY 2011-2012

Materials	Vance County	Henderson	Total
Glass (Clear, Green, Brown)	246.29	81.76	328.05
Plastics (HDPE and PETE)	42.22	14.02	56.24
Aluminum Cans	35.18	11.68	46.86
Steel Cans	42.22	14.02	56.24
Newspaper	281.47	93.44	374.91
Cardboard	--	--	--
Mixed Paper	35.18	11.68	46.86
Telephone Books	--	--	--
White Goods/Other Metals	21.11	7.01	28.12
Total	**703.67**	**233.61**	**937.28**

Source: Tons recycled derived from County and Municipal Annual Solid Waste Reports.

D. Composting and Mulching

Composting: Vance County will continue to encourage residential composting through a cooperative effort with the County Extension Service and local landscapers. In order to accomplish this, the county will work with the Cooperative Extension Service to conduct residential composting workshops.

Mulching: Yard waste is accepted and stockpiled at the Vance County central recycling site. On an as needed basis and approximately two times a year depending on the site conditions, the County has Simmons and Simmons complete the grinding operation. In FY 2011-2012 approximately 3,740 tons of yard waste was ground. The resulting mulch is sold to the mulching contractor as a part of their contract.

The current program will continue with the county continuing to seek revenue-producing markets or alternative methods of collecting composing and mulching waste.

E. Incineration with energy recovery

Vance County does not operate an incinerator and does not plan to use incineration with energy recovery.

F. Incineration without energy recovery

Vance County does not operate an incinerator and does not plan to use incineration without energy recovery.

G. Transfer outside the geographic area

Vance County does not currently operate a landfill. All waste collected in the county goes through the county transfer station. The transfer station is operated and maintained by Waste Industries though a long term contract. Collected MSW is transported by Waste Industries mainly to the Upper Piedmont Landfill in Person County.

A total of 44,587 tons was collected at the Vance County Transfer Station in FY 2011-2012. Of that amount, 1,750 was from Franklin County with 11,727 from Granville County, 1,578 from Warren County and 29,532 from Vance County. Nearly all of that waste was transferred to the Upper Piedmont Regional Landfill.

H. Disposal

The Vance County landfill closed on December 31, 1997. Since this time, Vance County has not operated its own MSW landfill and does not have a C&D landfill. Currently the county transfers all of its waste out of the county through the use of a transfer station that is owned and operated by Waste Industries, Inc. The majority of the waste from the transfer station is sent to a regional landfill located in Person County. Vance County had applied for a permit for a construction and demolition (C&D) landfill, but was denied.

I. Education with the community and through the schools

Current Program:

- Educational presentations are given to civic groups by Vance County, through the Vance County/City of Henderson Appearance Commission, the Vance County Compliance Officer, the School Public Information Officer (Terri Hedrick) and the County Manager.
- The City of Henderson distributes pamphlets describing their curbside program, as well as how to prepare materials for recycling.
- Vance County prepared a pamphlet that encourages recycling, discourages littering, and seeks to promote a sense of pride in the community.
- It is possible for the residential recycling program to be increased through better community education. The types of community education provided can include sending out brochures, additional civic presentations, and the use of the media.

Intended Actions:

- Vance County seeks to be more aggressive with recycling programs by pursuing grant opportunities.
- Increased enforcement by the Vance County Compliance Officer and the Vance County Sheriff's Office
- Develop a renewed relationship between the Vance County and the City of Henderson's Appearance Commission.
- The County Manager provides tours of the old landfill and transfer station, as well as speaking to classes about solid waste, recycling, etc. Also, the Vance County Planning Office makes presentations to civic groups concerning solid waste.
- The County Manager will continue to provide pamphlets, tours, and presentations to schools and the general public. Also, the County Manager will assist the schools in obtaining educational materials available from the NC Division of Environmental Assistance and Pollution Prevention and the NC Office of Environmental Education.
- The Appearance Commission has recommended that Vance County become a member of "Keep America Beautiful".

J. Management of special waste

Scrap Tires

- Currently, scrap tires are collected only at our central facility behind the transfer station. There is no cost for this service to the public.
- Scrap tires may be brought to this facility by certified tire generators. County residents may bring up to four (4) tires to this facility. County residents who bring more than four (4) tires must complete a state mandated form. Scrap tires are placed and stored on the ground for up to ten (10) days. Once every ten days a private contractor loads the scrap tires into an open top trailer provided by Central Carolina Tire Recycling. Once the trailer is full, a contract trucking company takes the trailer to Central Carolina Tire Recycling in Harnett County. For FY 2011-2012, 813 tons of scrap tires was received by Central Carolina Tire Recycling.
- Vance County is considering accepting scrap tires at one or more convenience sites. Currently our convenience sites do not accept scrap tires.
- Scrap tires are transported to Central Carolina Tire Recycling in Harnett County when the open top trailer is full.
- Vance County consistently attempts to make the scrap tire program more efficient and cost effective while also making the program convenient for residents.

White Goods

- White goods are accepted at all eight (8) Vance County Convenience sites. Daily, an employee checks the convenience sites for white goods, loads the white goods and transports them to the main storage location at the transfer station. In FY 2011-2012 25 tons of white goods were recycled.
- When the white goods are transported to the transfer station, the units with refrigerant are separated from the units that do not contain refrigerant gas. The refrigerant gas is extracted by Alford Mechanical, Inc. of Bunn, North Carolina. For FY 2011-2012, 4 pounds of refrigerant was recovered.

- White goods delivered to the central storage area are stored on the ground. No white good containing refrigerant is handled with an excavator until after the refrigerant is extracted.
- White goods are transported to the recycler at least twice yearly by a third party trucking company.

Electronics

- Vance County implemented an electronics recycling program in July of 2011. For FY 2011-2012, American Greenz, Inc. provided recycling services for the county. To kick off the program, American Greenz conducted an electronics recycling event in conjunction with the Henderson Vance Spring Clean Up. Information on the program was distributed to all in attendance. Vance County purchased two (2) PODS through a NC DENR grant and placed them at two (2) of the county's convenience sites. The county advertised the program through articles in the local newspaper and on the local radio station. Collected at the two locations are: computers, TV's, small appliances, computer peripherals, printers, etc. County residents bring the e-waste to a collection site and stack the materials inside the weather proof POD. The contractor is called when the POD is full. The contractor has been collecting the materials approximately once every ten to fourteen days. Vance County is considering collecting electronics at a third site within the next year.
- The public was made aware of the e-waste collections program through information published in the local newspaper, radio stations, messages to the schools and community college. Several e-waste recycling events have been held since the program began.
- Through a contract, the e-waste recycler is responsible for counting and weighing the commodities collected in the county.
- The Vance County Solid Waste and Planning and Development Departments have notified other departments and municipalities of the e-waste collections program. The program is available to any county resident or municipality.
- Vance County has a separate line item in the solid waste budget to account for funds received through this program. Funds will be spent in accordance to NC DENR guidelines.
- Vance County has ended its contract with American Greenz and began with a new e-waste recycler in September 2012. The newly selected contractor, Metech Recycling, is both e-Stewards and R2 certified.

Abandoned Manufactured Homes

- Vance County does have an abandoned manufactured mobile home abatement plan. During the first year of the abandoned manufactured home abatement program, Vance County disposed of 34 units (Dec 2009 – Nov 2010). The County is interested in continuing the program with the assistance of DENR. See section XI for the County's Abandoned Mobile Home Plan.

Household Hazardous Waste

- Vance County does not have a formal household hazardous waste program. Periodically, the Agricultural Extension Services coordinates the collection and disposal of herbicides and pesticides with one of the surrounding counties.

Other Special Wastes

Fluorescent lights: Vance County does have a spent fluorescent light program. The City of Henderson, the Vance County Schools and the Vance County Government have a joint effort in this recycling program. Each entity is responsible for packaging and keeping track of the number of spent lights collected. The packages of lights are brought to a central repository at the City of Henderson's Operations Center. The packages of spent fluorescent bulbs are palletized, shrink wrapped and sent to Cleanlites Recycling in Spartanburg, South Carolina. Cleanlites is on the State Contract pricing list. A total of 3,092 spent fluorescent light bulbs were sent to Cleanlites for FY 2011-12.

Waste Oil: Vance County collects used motor oil at all eight (8) convenience sites. Large 385 gallon waste oil tanks are used to collect the waste oil. Noble Oil, a contractor, collects the used oil when the tanks are full.

Oil Filters: Currently, Vance County does not have a used oil filter recycling program, but is considering a used oil filter program in the future.

Waste Cooking Oil: Currently, Vance County is evaluating a potential program that would allow for the collection of waste cooking oil at all of the county convenience sites. If approved it is anticipated that this program could begin during FY 2012-2013.

K. Prevention of illegal disposal and management of litter

Vance County has employed the services of an environmental compliance officer since 2005. The compliance officer is responsible for coordinating illegal dumping and littering activity with the Vance County Sheriff's Office. The compliance officer is authorized to write civil violation citations with penalties up to $750.00 for illegal dumping and littering. The compliance officer also coordinates the abandoned manufactured home abatement program. The compliance officer works closely with the county Appearance Commission who is charged with the responsibility to recommend abatement, clean-up and solid waste ideas to the Board of Commissioners. Since 2008, Vance County has employed the services of a "Litter" Deputy, whose primary responsibility is to investigate instances of illegal dumping and littering. Both the County Compliance Officer and the Sheriff's Department work closely with the NC DENR Solid Waste Section to investigate solid waste rule violations.

L. Purchase of recycled products

Vance County Administrators encourage the various departments to purchase recycled paper products. County Administrators encourage employees to purchase recycled paper and other products from the designated office product supplier through the State contract.

Section 7 – Solid Waste Management Costs

Description and Cost Assessment

County Description:

Vance County operates a solid waste program. The solid waste costs shown below are for the County's unincorporated area as well as the Towns of Kittrell and Middleburg. Kittrell and Middleburg do not currently operate a solid waste program.

The total solid waste budget for the Vance County during FY 2011-12 was $2,113,334. The revenues offset from the tire tax, white goods tax, and electronic waste reimbursement is not included in this analysis.

Disposal costs for FY 2011-12 was $1,973,812. This is made up of collection and disposal of municipal solid waste and commingled recycling which is all handled through a contract with Waste Industries. Additionally this includes the costs associated with collection and disposal (i.e. mulching) of the yard waste on a bi-annual basis. A summary of the county-operated Solid Waste Program costs is shown in **Table 13.** These totals are derived from the Full Cost Accounting Section in the Vance County Solid Waste Annual Report provided to DENR.

Table 13.
Vance County Solid Waste Program Costs, FY 2011-12

	Collection (MSW)	Disposal (MSW)	Waste Reduction	Mulching	Total
Program Costs	$859,843	$865,903	$75,000	$173,066	$1,973,812
Cost Per Ton	$96.76	$97.45	$106.58	$46.27	$148.08

Source: Vance County Solid Waste Annual Report to DENR

City of Henderson Description:

The City of Henderson contracts with Waste Industries to provide once per week curb side pick-up. The City Public Services Department picks up recyclables and yard waste every other week. Henderson has 5,800 households that disposed of 5,171 tons of waste and 234 tons of recyclable material in FY 2011-12. The solid waste program costs for Henderson are summarized for that year in **Table 14.** These totals were derived from the City's annual solid waste report for FY 2011-2012.

Table 14.
Henderson-Operated Solid Waste Program Costs, FY 2011-2012

	Collection (MSW)	Disposal (MSW)	Waste Reduction	Mulching	Total
Program Costs	$604,864	----	$81,179	$149,305	$835,348
Cost Per Ton	$116.97	----	$347.50	$128.28	$127.17

Source: City of Henderson Public Works Department Annual Report to DENR

Cost Assessment of the City of Henderson and Vance County:

- Both the City and County recycling programs cost much more than the other solid waste programs in place when considering the cost per ton recycled.
- To reduce the costs of recycling, better markets need to be identified.

- Vance County and the City of Henderson need to increase their participation rate.

Description of Financing Methods

Vance County:

- Vance County's current solid waste program is funded through the countywide household solid waste fee, white goods tax, tire tax, and sale of recyclables.
- The county solid waste fee per household is $102.50 for FY 2011-2012.
- The tire program is funded solely from the tire tax, as well as the white goods program funded through the white goods tax, but is subsidized by the County.
- Beginning in July 2008, a $2.00 North Carolina State tipping fee was imposed. A portion of that fee is returned to the counties to help reduce the cost incurred by the county.

City of Henderson:

- For FY 2011-2012, Henderson charged a monthly fee of $15.50 to City residents for disposing of household solid waste.

Town of Middleburg:

- Middleburg's solid waste program is funded through its general fund.

Town of Kittrell:

- Kittrell does not have a separate solid waste program.

Table 15 shows a summary of current financing methods.

Table 15.
Solid Waste Financing Methods Used by the Planning Area, FY 2011-12

	Total SWM Budget	Tip Fee	General Fund	Household Fee	Sale of Recyclables	Other
Vance County	$2,113,334	N/A	N/A	91%	2%	7%
Henderson	$835,348	N/A	N/A	100%	N/A	N/A
Middleburg	$9,816	N/A	100%	N/A	N/A	N/A

Source: Vance County and City of Henderson Public Works Department.

Assessment of Financing Methods

Vance County:

- The County's current financing methods generate enough revenues for the current solid waste program.

City of Henderson:

- The City's current collection methods generate enough revenues to cover the current solid waste program.

Tipping Fees:

- The current $62.00 "per ton" tipping fee is collected by Waste Industries. Of that amount, $2.00 goes to the North Carolina Solid Waste Trust Fund. A formula is used to determine reimbursements to the counties. The "tipping fees" cover the cost of collection and transportation of other than household waste to the regional landfill.

Household Fees:

- All Vance County households, including households within the three (3) municipalities, pay a $105 per household fee.
- It is estimated that $1,963,500 will be collected from 18,700 households for FY 2011-12. This fee is part of each resident's property tax bill.

Sale of Recyclables:

- At the present time, the sale of recyclables is minimal
- Current market prices and market availability, close to the planning area, have a major impact on revenues generated from recycling.

Cost containment Measures

The costs for managing the Vance Solid Waste Program have risen significantly over the past decade. This may be partially attributed to labor cost, tipping fees and fuel costs. This is the case even though there has been a significant reduction in industrial solid waste generated. If this trend continues, the entire solid waste program will need to be reviewed for cost control measures. The 2008-2011 economic downturn heightens the need to review efficiencies at all levels of government and solid waste is no exception.

Potential Cost Savings Measures:

- Review the hours of operation at the convenience sites.
- Review the hours of operation of the transfer station.
- Review consolidating some of the convenience sites, thus reducing the number of convenience sites in operation.
- Review the feasibility of "unmanned" sites.
- Review the scrap tire program for cost savings measures.
- Review the "sales" contracts on recyclables.
- Review the contract with the solid waste contractor.
- Study the cost differences between using a solid waste contractor vs. "in-house" services.
- Consider "mandating" curb side pick-up and eliminate all or most of the convenience sites.
- Suspend the recycling program for 18 months or until the economy turns around with the exception of those mandated items listed above.

Potential Revenue Stream Sources:

- Charge **NON Certified Tire Generators** for the disposal of more than 4 whole tires.
- Charge a fee for disposal of inert debris (stumps, yard debris, etc.).
- Encourage the disposal of "high value" metals for sale by the county.
- Review the potential for accepting other "high value" materials for sale (automobile batteries, etc.).
- Consider selling the methane gas produced at the old landfill to fuel local boilers.
- Shredded tires can be used as a boiler fuel, as an additive to asphalt or in septic field drainage fields.

Section 8 – Emergency/Disaster Debris Management and Animal Mortality

Historically Vance County has experienced periods of high wind associated with hurricanes, straight-line winds and tornados. Following these events, the County faces the task of restoring a sense of normalcy to the community. A major hindrance to this process is the amount of debris to be dealt with. Listed below are the major points that the County has used, historically, to address storm generated debris, as well as potential future management methods:

- Storm generated debris has largely consisted of downed trees and brush. Vance County has used private contractors, County resources and volunteers to assist in debris removal.
- Following Hurricane Fran in September of 1996, The NC-Division of Emergency Management began training local officials in how to manage and facilitate the removal and disposal of large quantities of debris following a disaster.
- For Vance, as well as other counties, that are susceptible to such events (though not frequently) it is recommended that contracts be in place prior to such events, between the County and private contractors with regard to debris clearance.
- In establishing these contracts, a resource is provided to the County that can be called upon in a moment's notice and sets the cost beforehand to prevent post disaster price increases that frequently occur.
- Vance County has contracted with a local contractor to both remove and dispose of debris following a significant wind event or disaster.
- Vance County has a certified secondary overflow site for storm debris when needed. See Appendix C showing the permitted area.
- Vance County does have a Hazard Management "calling tree" that when activated by county management is accomplished by the E-911/Emergency Management Services Department.

Section 9 – Abandoned Manufactured Home Plan

Section I. Project Objective

Vance County intends to initiate an Abandoned Manufactured Home Abatement program in the 2009-2010 fiscal years to assist property owners in the removal of abandoned manufactured homes. The Abandoned Manufactured Home Planning Initiative is designed to act as a management tool for the reduction, abatement and proper disposal of abandoned manufactured homes. The program indirectly offers a financial incentive to remove the units from properties located throughout Vance County. Measures will be taken to ensure that all demolition debris is properly disposed of, or recycled at designated demolition sites. The goal of the program is to reduce the number of properties that pose a threat to the health, safety, and general welfare of the citizens of Vance County. Through proper demolition, removal, and recycling of abandoned manufactured homes, citizens enjoy the benefits of protected property values, increased safety, and environmentally friendly communities. Acceptance into the program is based upon funding availability, a site inspection and the discretion of the Vance County Planning and Development Department.

Section II. Definitions

Abandoned Manufactured Home: A manufactured or mobile home that is a health or safety hazard as a result of the attraction of insects or rodents, conditions creating a fire hazard, dangerous condition constituting a threat to children, or frequent use by vagrants as living quarters in the absence of sanitary facilities; or

Any structure which is a manufactured or mobile home that was designated and intended for residential or other uses, which has been vacant or not in active use, regardless of purpose or reason, for at least 180 days and has been deemed a nuisance due to safety or general welfare.

Demolition Collection Center: A demolition collection center is a manned or unmanned facility used for the collection, separation, and short-term storage of recyclables or demolition debris but does not include on-site processing. A demolition collection center established in Vance County will meet the regulations as set forth in the Vance County Junkyard Ordinance.

Demolition Contractor: A company or individual that performs the service of deconstruction, removal, and/or recycling of a structure or scrap debris. Demolition Contractors ***MUST*** obtain a valid demolition permit prior to starting the abatement process.

Dilapidated Manufactured Home: A manufactured home which is unfit for human habitation or use and cannot be repaired, altered or improved to comply with all of the minimum standards except at a cost in excess of 50% of its value, as determined by finding of the inspector.

Manufactured Home: A manufactured home is a home that:

(1) consists of a single unit completely assembled at the factory or of two (double-wide) or three (triple-wide) principal components totally assembled at the factory and joined together at the site; and

(2) is designed so that the total structure (or in the case of a double-wide or triple-wide, each component thereof) can be transported on its own chassis; and
(3) is over forty (40) feet long and over eight (8) feet wide; and
(4) is designed to be used as a dwelling and provides complete, independent living facilities for one (1) family, including permanent provisions for living, sleeping, eating, cooking, and sanitation; and
(5) is actually being used or is held ready to use, as a dwelling or (storage facility).

Scope of Services Agreement: A written contract the Demolition Contractor operates under for the deconstruction and removal of abandoned manufactured homes. Said contract specifies the process of the proper demolition and removal of an abandoned manufactured home. Guidelines, requirements, and standard operating procedures are specified within this contract.

Section III. Identification Process

Abandoned and dilapidated manufactured homes will be identified through an inspection in conformance to regulations set forth in Section 13 of Vance County Ordinance #33 (Minimum Standards). The inspection will be performed by Vance County Planning and Development representatives in order to verify the status of a manufactured home. If the inspection reveals that the criteria of an abandoned or dilapidated manufactured home are present, the home will be declared as such.

In addition to the inspection guidelines in Section 13 of Vance County Ordinance #33, a representative from the Vance County Planning and Development Department may also inspect properties at the request of the property owner(s) for the purpose of applying for assistance to voluntarily remove an abandoned or dilapidated manufactured home.

Section IV. Deconstruction Methods

A. Demolition Contractors

To ensure proper demolition, removal, and recycling methods are taken, only (approved licensed) demolition contractors are eligible to provide deconstruction services. To minimize damage to surrounding property during deconstruction, only the approved demolition contractors with a Vance County Demolition permit will be eligible to remove and recycle debris under this program. Contractors are approved based on the ability to perform required deconstruction requirements. Approved demolition contractors must have the ability to deconstruct the abandoned manufactured home on-site or at designated deconstruction sites. All hazardous materials must be removed from the structure prior to deconstruction. Any such materials must be properly removed from the demolition site and transported to a center licensed to receive such materials.

B. Standard Operating Procedures

Approved demolition contractors operate under a Scope of Services Agreement. The following guidelines are set forth by Vance County to serve as standard operating procedures for the demolition and recycling of abandoned or dilapidated manufactured homes. Contractors must agree to the terms and procedures specified within the agreement prior to performance of any services that may be assigned by the Vance County Planning and Development Department.

Vance County reserves the right to determine the number of mobile homes to be abated on any given parcel of land. This will be contingent upon the amount of funding provided Vance County through the North Carolina Solid Waste Trust Fund.

Notification

Vance County Planning and Development will notify all interested authorized contractors of the bidding process for the demolition, removal, and recycling of abandoned manufactured homes. Contractors may be notified via USPS mail, electronic mail or fax for a request to submit bids. Contractors will be notified of the property location, ownership, and contact information and may contact the property owner(s) in order to obtain information necessary to submit a bid for the demolition, removal, and recycling of the manufactured home. Vance County Planning and Development will accept bids by authorized contractors that are received via USPS mail, electronic mail or fax. The contractor awarded the project will be notified via telephone by an authorized agent of the county.

Site Survey for Voluntary Demolitions

Once the contractor is awarded the project, the contractor must notify the property owner(s) prior to the demolition, removal, and recycling of the abandoned manufactured home. A site survey must be conducted with the property owner(s) present to identify any utility connections including marking the placement of a septic tank and/or septic field. The property owner(s) is responsible for ensuring that all utility connections are disconnected and notifying the contractor when such measures have been taken. The contractor must be notified by the property owner(s) of any possible hazards. The contractor may not access the property through an adjoining property without proper consent from that property owner.

Involuntary Demolitions (Proceed according to Ordinance #33)

Preliminary Investigation; Notice; Hearing. As established in Ordinance #33 (Minimum Standards), when a petition is filed with the Inspector by a Public Authority or by at least five (5) residents of the County charging that any manufactured home for human habitation or use, or whenever it appears to the Inspector, upon inspection, that any manufactured home for human habitation or use, is unfit for human habitation he shall, if his preliminary investigation discloses a basis for such charges, issue and cause to be served upon the owner of and parties of interest in such manufactured home a complaint stating the charges and containing a notice that a hearing will be held before the Inspector at a place therein fixed, not less than ten (10) nor more than thirty (30) days after the serving of the complaint. The owner or any party in interest shall have the right to file an answer to the complaint and to appear in person, or otherwise, and give testimony at the place and time fixed in the complaint. Notice of such hearing shall also be given to at least one of the persons signing a petition relating to such dwelling. Any person desiring to do so may attend such hearing and give evidence relevant in courts of law or equity. The North Carolina Rules of Evidence shall not be controlling in hearings before the Inspector.

Procedure after Hearing. After such notice and hearing, the Inspector shall state in writing his determination whether the manufactured home is unfit for human habitation or use, and, if so, whether it is deteriorated or is dilapidated.

(1) *Deteriorated.* If the inspector determines that the manufactured home is deteriorated, he shall state in writing his findings of fact in support of such determination, and shall issue and cause to be served upon the owner thereof an order directing and requiring the owner to repair, alter, improve or otherwise abate such home to comply with the minimum standard of fitness established by this ordinance within a specified period of time, not to exceed ninety (90) days. The order may also direct and require the owner to vacate and close such home until such repairs, alterations, and improvements or corrections have been made.

(2) *Dilapidated.* If the Inspector determines that the manufactured home is dilapidated, he shall state in writing his finding of fact to support such determination, and shall issue and cause to be served upon the owner thereof an order directing and requiring the owner either to repair, alter, improve or otherwise abate such conditions as to comply with the minimum standards of fitness established by this ordinance, or else to vacate and remove or demolish the same within a specified period of time not to exceed ninety (90) days.

Failure to Comply with Order. If an abandoned or dilapidated manufactured home is not removed, abated or remedied during the time frame provided by the inspector an In Personam or In Rem Remedy may be carried out according to Ordinance #33. As authorized by NCGS 153A-140 and Vance County Ordinance #33 (In Rem Remedy), the county may enter the property and remove, abate or remedy everything related to the abandoned manufactured home that is dangerous or prejudicial to public health and safety. The expense shall be a lien against the real property upon which such expense was incurred.

Abatement Process

Once the contractor is awarded the project, the contractor must notify Vance County Planning and Development prior to the demolition, removal, and recycling of the abandoned manufactured home. A site survey must be conducted with the Vance County Representative present to identify any utility connections including marking the placement of a septic tank and/or septic field.

Deconstruction

The following shall apply to abandoned manufactured homes whether completely intact or partially deconstructed:

(1) The contractor shall attempt to remove any recyclable materials from the abandoned manufactured home prior to demolition. Recyclable materials may include but are not limited to: metal, glass, wood, plastics, and thermostats containing mercury switches.
(2) The contractor shall deconstruct the home in a manner to minimize airborne debris.
(3) The demolition debris shall be contained on-site in a manner that would not cause any adverse effects to adjoining properties.
(4) All materials must be delivered to a certified landfill or recycling center.

The deconstruction contractor will bring or provide the landfill receipt(s) and recycled tonnage data to the Planning and Development office upon completion. The deconstruction process shall be carried out in a manner as to cause the least amount of disturbance or damage to the subject property.

Removal

All demolition debris shall be removed from the site on a vehicle capable of safely transporting materials from the demolition site to a certified landfill or recycling center. During transportation, all debris must remain covered with a tarp or fabric and shall be properly secured, so as not to allow any debris to fall from the vehicle. All debris from any of the deconstructed components must be removed from the property.

Lot Condition

The demolition contractors are required to level, compact, or fill any portion of the property that is affected by the deconstruction and removal of debris. The contractor shall take all measures possible to minimize any unnecessary disturbance of soil or vegetation on the property. The contractor is required to remove and replace any contaminated soil that results from the spillage of any fluids or hazardous materials from equipment associated with performing the demolition or removal of debris.

Liability

The demolition contractor shall provide and maintain a level of insurance that will cover any damage or injuries that may occur to property or persons while performing the service of demolition and removal of the abandoned manufactured home. Vance County shall be noted in a hold harmless agreement and added to the policy as additionally insured. The contractor is responsible for any damage that may occur to the property that is outside the specified area of demolition. The contractor and any of the contractor's employees, act as agents of the company and not as an agent of the County. The County shall not be held liable for any actions or damage that may occur as a result of the demolition and removal of an abandoned manufactured home.

Section 10 – Electronic Waste Recycling Plan

Beginning January 1, 2011, Vance County will no longer accept electronic waste at the transfer station in accordance with North Carolina Session Law 2010-67.

As a standard practice, Vance County will do the following in accordance with Session Law 2010-67 (130A-309.130 – 140) "Electronic Waste":

(1) Electronic Waste defined: Electronic Waste" means relating to technology having electrical, digital, magnetic, wireless, optical, electromagnetic, or similar capabilities.

(2) Examples of Electronic Waste: Primarily Computer Equipment and Televisions, but may include other electronics equipment.

(3) Collection of Electronic Waste:

- Electronic Waste will be collected at two (2) locations in Vance County.
  a. Brodie Road and NC Highway 39 North Convenience sites.
- Electronic Waste will be stored in 20' by 8' securable storage units (Pods).
- Electronic Waste will be palletized and shrink wrapped.
- Electronic Waste will be picked up, upon request, by a state certified electronics recycler that adheres to the "R2" Responsible Recycling Standards.

(4) The City of Henderson and the Towns of Kittrell and Middleburg will partner with Vance County and use the two centrally located drop-off sites. The City of Henderson and the towns of Middleburg and Kittrell have formally endorsed the electronics recycling program and will encourage their residents to participate in the program.

(5) Public Awareness Campaign: Vance County Solid Waste in conjunction with the City of Henderson, Towns of Middleburg and Kittrell, the Vance County/City of Henderson Appearance Commissions, the public and private school system and Waste Industries will support and advertise the changes pertaining to electronics recycling. City and Town Administrators will be responsible for providing electronics recycling information to their constituents.

(6) Record Keeping: Prior to being transported to a recycling center, electronic waste will be weighed by a certified weigh master at a state certified scale. The Waste Industries weigh station at the Vance county Transfer Station meets this criteria. Tonnage records will be forwarded to the Solid Waste Department monthly or upon more frequent requests. Televisions will be tracked separately from other electronic waste.

(7) The Vance County Finance Office has set up a separate budget account for the receipt and expenditure of solid waste funds received from the state Electronic Waste Management Program. Those funds have been and will continue to be tracked and used ONLY to support the Electronics Recycling Program.

(8) Vance County will furnish NCDENR any information requested for completing the annual statutory local government solid waste report.

CONTRACT FOR ELECTRONIC RECYCLING SERVICES

This contract is made and entered into as of the 31st day of August, 2012, by the County of Vance, NC ("County") and Metech Recycling ("Contractor"), a corporation; organized and existing under the laws of the State of North Carolina.

1. **Background and Purpose.** To provide removal and recycling of all electronic waste deposited at multiple collection sites throughout Vance County.

2. **Services and Scope to be Performed.** The Contractor shall provide collection bins, gaylords, and pallets to collect electronic waste from all collection points established by County. Contractor shall also provide regularly scheduled pick up and collection from the collection points. In this contract, "Work" means the services that the Contractor is required to perform pursuant to this contract and all of the Contractor's duties to the County that arise out of this contract. Any amendments, corrections, or change orders by either party must be made in writing signed in the same manner as the original. (This form may be used for amendments and change orders.) The County reserves the right to refuse payment for any work outside that authorized herein or pursuant to a duly approved amendment or change order.

3 **Complete Work without Extra Cost**. Unless otherwise provided, the Contractor shall obtain and provide, without additional cost to the County, all labor, materials, equipment, transportation, facilities, services, permits, and licenses necessary to perform the Work.

4. **Compensation**. In exchange for the consideration received in the form of the recyclable materials, the County shall not be obligated to pay the Contractor any payments, fees, expenses, or compensation other than those authorized by this section.

5. **Contractor's Responsibilites.** The Contractor shall:

a. Within five business days of notification from Vance County, collect the items from the respective drop off site. Contractor shall not permit an excessive accumulation of items to remain on the site at any time.
b. Weigh and provide County with a copy of the weight for each load. Contractor shall provide the County, on an annual basis, a report of the waste collected from the County.
c. Disassemble and recycle all materials collected from County to the extent reasonably able to be recycled.
d. All data storage devices and components shall be destroyed by shredding.
e. Provide a certificate of destruction for all data storage devises within 6 weeks of collection from County.
f. Maintain "E-Stewards certification" or an "R-2 certification" for the term of the agreement.
g. In addition to this requirement, Contractor shall obtain and retain any such other certifications as may be required by NC Department of Environmental Resources (or other governmental entities) for the County to maintain qualification and reimbursement eligibility for participation within those programs. Such certification will be achieved at least 30 days prior to the deadline required by such governmental agency.
h. Any reimbursements due Contractor shall not be the responsibility of County.

6. **County's Responsibilites**. The County shall provide collection sites located at convenient locations to its citizens for the deposit electronic waste materials. These sites shall provide a covered location for the storage of the electronic waste. The county shall only permit its citizens to deposit electronic waste at the collection sites, and will prohibit any items Contractor provides County notice of that are not acceptable. Currently, a list of such items, if any, is attached hereto as Exhibit "A".

7. **Term.** This agreement shall be for an initial term ending on June 30, 2013. Thereafter, the contact shall automatically renew for an additional one year term, beginning on July 1 and ending on June 30, each successive year, unless either party, provides notice in writing to the other party thirty days in advance of the end of the current contract term giving notice of non renewal of this agreement.

12. Indemnification. To the maximum extent allowed by law, the Contractor shall defend, indemnify, and save harmless the County, its agents, officers, and employees, from and against all charges that arise in any manner from, in connection with, or out of this contract as a result of the acts or omissions of the Contractor or subcontractors or anyone directly or indirectly employed by any of them or anyone for whose acts any of them may be liable except for damage or injury caused solely by the negligence of the County its agents, officers, or employees. In performing its duties under this section, the Contractor shall at its sole expense defend the County, its agents, officers, and employees with legal counsel reasonably acceptable to County. As used in this subsection – "Charges" means claims, judgments, costs, damages, losses, demands, liabilities, duties, obligations, fines, penalties, royalties, settlements, expenses, interest, reasonable attorney's fees, and amounts for alleged violations of sedimentation pollution, erosion control, pollution, or other environmental laws, regulations, ordinances, rules, or orders. Nothing in this section shall affect any warranties in favor of the County that are otherwise provided in or arise out of this contract. This section is in addition to and shall be construed separately from any other indemnification provisions that may be in this contract. This section shall remain in force despite termination of this contract (whether by expiration of the term or otherwise) and termination of the services of the Contract under this contract.

13. Miscellaneous.

a) Choice of Law and Forum. This contract shall be deemed made in Vance County, North Carolina. This contract shall be governed by and construed in accordance with the law of North Carolina. The exclusive forum and venue for all actions arising out of this contract shall be the appropriate division of the North Carolina General Court of Justice, in Vance County. Such actions shall neither be commenced in nor removed to federal court. This section shall not apply to subsequent actions to enforce a judgment entered in actions heard pursuant to this section.

b) Waiver. No action or failure to act by the County shall constitute a waiver of any of its rights or remedies that arise out this contract, nor shall such action or failure to act constitute approval of or acquiescence in a breach thereunder, except as may be specifically agreed in writing.

(c) Performance of Government Functions: Nothing contained in this contract shall be deemed or construed so as to in any way estop, limit, or impair the County from exercising or performing any regulatory, policing, legislative, governmental, or other powers or functions.

(d) Severability. If any provision of this contract shall be unenforceable, the remainder of this contract shall be enforceable to the extent permitted by law.

(e) Assignment, Successors and Assigns. Without the County's written consent, the Contractor shall not assign (which includes to delegate) any of its rights (including the right to payment) or duties that arise out this contract. Unless the County otherwise agrees in writing, the Contractor and all assigns shall be subject to all of the County's defenses and shall be liable for all of the Contractor's duties that arise out of this contract and all of the County's claims that arise out of this contract. Without granting the Contractor the right to assign, it is agreed that the duties of the Contractor that arise out of this contract shall be binding upon it and its heirs, personal representatives, successors, and assigns.

f) Compliance with Law. In performing all of the Work, the Contractor shall comply with all applicable laws.

g) County Policy. THE COUNTY OPPOSES DISCRIMINATION ON THE BASIS OF RACE AND SEX AND URGES ALL OF ITS CONTRACTORS TO PROVIDE A FAIR OPPORTUNITY FOR MINORITIES AND WOMEN TO PARTICIPATE IN THEIR WORK FORCE AND AS SUBCONTRACTORS AND VENDORS UNDER COUNTY CONTRACTS.

h) EEO Provisions. During the performance of this Contract the Contractor agrees as follows: (1) The Contractor shall not discriminate against any employee or applicant for employment because of race, color, religion, sex, national origin, political affiliation or belief, age, or handicap. The Contractor shall take affirmative action to insure that applicants are employed and that employees are treated equally during employment, without regard to race, color, religion, sex, national origin, political affiliation or belief, age, or handicap. The Contractor shall post in conspicuous places available to employees and applicants for employment, notices setting forth these EEO provisions. (2) The Contractor in all solicitations or advertisements for employees placed by or on behalf of the Contractor, state all qualified applicants will receive consideration for employment without regard to race, color, religion, sex, national origin, political affiliation or belief, age, or handicap.

(i) No Third Party Right Created. This contract is intended for the benefit of the County and the

Orion Registrar, Inc., USA
Certificate of Registration

This is to certify the Quality Management System of

Metech Recycling, Inc.
6200 Engle Way
Gilroy, California 95020
USA

Has been assessed by Orion Registrar and found to be in compliance with the following Quality Standard

ISO 9001:2008

The Quality Management System is applicable to

Metech Collects and Dismantles Electronic Devices and Equipment into Commodities (Shredded or Sorted Scrap Materials) and Sells these Commodities into Recycled Materials Markets.
This Scope is Applicable to All Sites

The Registration period is from January 5, 2011 to January 4, 2014
This registration is subject to the company maintaining its system to the required standard, and applicable exceptions, which will be monitored by Orion
Client ID 01619-00001 Certificate ID A0002570-3
EAC / NACS / SIC Code 24 / 36292 / 9511
For Additional Site See Appendix

ANAB ACCREDITED

1/25/2012
Mr. Paul M. Burck, President — Date

Orion Registrar Inc. ★ PO Box 745070 ★ Arvada, Colorado 80006-5070 ★ 303-456-6010 ★ FAX 303-456-6681
To authenticate this certificate please visit www.orion4value.com

Orion Registrar, Inc., USA
Certificate of Registration

This is to certify the Quality Management System of

Metech Recycling, Inc.
Appendix

Metech Recycling, Inc.
500 West 53rd Place
Denver, CO 80216
USA

Metech Recycling, Inc.
150 Blackstone River Road
Worcester, MA 01607
USA

Metech Recycling, Inc.
2150 N. Highway 56
Creedmoor, NC 27522
USA

Metech Recycling, Inc.
2350 West Bridger Road
Salt Lake City, UT 84104
USA

Metech Recycling, Inc.
4330 South 102nd Street
Omaha, NE 68127
USA

ISO 9001:2008

The Registration period is from January 5, 2011 to January 4, 2014
Client ID 01619-00001 Certificate ID A0002570-3
EAC / NACS / SIC Code 24 / 36292 / 9511

ANAB ACCREDITED

1/25/2012
Mr. Paul M. Burck, President — Date

Orion Registrar Inc. ★ PO Box 745070 ★ Arvada, Colorado 80006-5070 ★ 303-456-6010 ★ FAX 303-456-6681
To authenticate this certificate please visit www.orion4value.com

Orion Registrar, Inc., USA
Certificate of Registration

This is to certify the Environmental Management System of

Metech Recycling, Inc.
6200 Engle Way
Gilroy, California 95020
USA

Has been assessed by Orion Registrar and found to be in compliance with the following Environmental Management Standard

ISO 14001:2004

The Environmental Management System is applicable to

Metech Collects and Dismantles Electronic Devices and Equipment into Commodities (Shredded or Sorted Scrap Materials) and Sells these Commodities into Recycled Materials Markets.
This Scope is Applicable to All Sites

The Registration period is from January 5, 2011 to January 4, 2014
This registration is subject to the company maintaining its system to the required standard, and applicable exceptions, which will be monitored by Orion
Client ID 01619-00001 Certificate ID A0002571-3
EAC / NACS / SIC Code 24 / 36292 / 9511
For Additional Site See Appendix

ANAB ACCREDITED

1/25/2012
Mr. Paul M. Burck, President — Date

Orion Registrar Inc. ★ PO Box 745070 ★ Arvada, Colorado 80006-5070 ★ 303-456-6010 ★ FAX 303-456-6681
To authenticate this certificate please visit www.orion4value.com

Orion Registrar, Inc., USA
Certificate of Registration

This is to certify the Environmental Management System of

Metech Recycling, Inc.
Appendix

Metech Recycling, Inc.
500 West 53rd Place
Denver, CO 80216
USA

Metech Recycling, Inc.
150 Blackstone River Road
Worcester, MA 01607
USA

Metech Recycling, Inc.
2150 N. Highway 56
Creedmoor, NC 27522
USA

Metech Recycling, Inc.
2350 West Bridger Road
Salt Lake City, UT 84104
USA

Metech Recycling, Inc.
4330 South 102nd Street
Omaha, NE 68127
USA

ISO 14001:2004

The Registration period is from January 5, 2011 to January 4, 2014
Client ID 01619-00001 Certificate ID A0002571-3
EAC / NACS / SIC Code 24 / 36292 / 9511

ANAB ACCREDITED

1/25/2012
Mr. Paul M. Burck, President — Date

Orion Registrar Inc. ★ PO Box 745070 ★ Arvada, Colorado 80006-5070 ★ 303-456-6010 ★ FAX 303-456-6681
To authenticate this certificate please visit www.orion4value.com

Orion Registrar, Inc., USA
Certificate of Registration

This is to certify the Management System of:

Metech Recycling, Inc.
Appendix

Metech Recycling, Inc.
500 West 53rd Place
Denver, CO 80216
USA

Metech Recycling, Inc.
150 Blackstone River Road
Worcester, MA 01607
USA

Metech Recycling, Inc.
2150 N. Highway 56
Creedmoor, NC 27522
USA

Metech Recycling, Inc.
2350 West Bridger Road
Salt Lake City, UT 84104
USA

Metech Recycling, Inc.
4330 South 102nd Street
Omaha, NE 68127
USA

The e-Stewards Standard for Responsible Recycling and Reuse of Electronic Equipment®

The Certification period is from March 3, 2011 to March 2, 2014.
Client ID 01619-00001. Certificate ID A0002510-3.
EAC / NAICS / SIC Code: 24 / 56292 / 9511

ANAB ACCREDITED

e-Stewards certified

Paul M Burck 1/25/2012
Mr. Paul M. Burck, President — Date

Orion Registrar Inc. ★ PO Box 745070 ★ Arvada, Colorado 80006-5070 ★ 303-456-6010 ★ FAX 303-456-6681
To authenticate this certificate please visit www.orion4value.com

CLIPPING OF LEGAL ADVERTISEMENT
ATTACHED HERE

Legals

LEGAL NOTICE

As required by law, the Vance County Board of Commissioners has scheduled a Public Hearing for Monday, June 1, 2009 at 6:30 p.m. in the Vance County Administration Building, 122 Young Street, Henderson, NC to gain citizen input on the three-year update of the Ten-Year Solid Waste Plan.

May 20, 2009

NORTH CAROLINA,
VANCE COUNTY.

AFFIDAVIT OF PUBLICATION

Before the undersigned, a Notary Public of said County and State, duly commissioned, qualified, and authorized by law to administer oaths, personally appeared Charlene Sanford, who being first duly sworn, deposes and says: that he/she is Clerk
(Owner, partner, publisher, or other officer or employee authorized to make this affidavit)

of Henderson Newspapers, Inc., engaged in the publication of a newspaper known as **The Daily Dispatch**, published, issued, and entered as second class mail in the City of Henderson, in said County and State; that he (she) is authorized to make this affidavit and sworn statement; that the notice or other legal advertisement, a true copy of which is attached hereto, was published in **The Daily Dispatch** on the following dates:

May 20, 2009

and that the said newspaper in which such notice, paper, document, or legal advertisement was published was, at the time of each and every such publication, a newspaper meeting all of the requirements and qualifications of Section 1-597 of the General Statutes of North Carolina and was a qualified newspaper within the meaning of Section 1-597 of the General Statutes of North Carolina.

This 28 day of May, 2009.

Charlene Sanford
(Signature of person making affidavit)

Sworn to and subscribed before me, this 28 day of May, 2009.

Sydney S. Adcock
Notary Public

My commission expires:

June 28, 2013

SECTION 13 – Additional Plan Items

WASTE REDUCTION GOAL SHEET
NC LOCAL GOVERNMENT TEN YEAR SOLID WASTE MANAGEMENT PLAN

Local Government Name: Vance County (includes Henderson, Middleburg and Kittrell)

Previously established waste reduction goal: 2011-2012 30 %

After considering your government's current and projected solid waste activities, resources, population, and economic growth have you reached your previously established goal? ☒ Yes ☐ No

Establish a new waste reduction goal: 2021-2022 40 %

WASTE REDUCTION CALCULATION

To provide 10 years of solid waste management planning, as per G.S. 130A-309.09A(b), waste reduction goals need to be updated. Use the following chart to determine the tonnage needed to be diverted from landfills in order to reach the new waste reduction goal.

CALCULATION	FY 2021-2022
1. Baseline year per capita disposal rate *(FY 1991-1992 unless alternate approved by Section)*	1.11
2. Percent waste reduction goal	40 %
3. Targeted per capita disposal rate (Subtract line 2 from 1.0 and multiply result by line 1)	0.67
4. Estimated population in the new waste reduction goal year (Available at Office of State Budget and Management website: Projected Annual County Population Totals 2010-2019)	47,226
5. Projected tonnage for disposal at baseline disposal rate (Multiply line 1 by line 4)	52,421
6. Targeted annual tonnage for disposal (Multiply line 3 by line 4)	31,453
7. Targeted annual tonnage to reduce (Subtract line 6 from line 5)	20,968

Population Link: http://www.osbm.state.nc.us/ncosbm/facts_and_figures/socioeconomic_data/population_estimates/demog/cpa2010p.html

WASTE REDUCTION PLAN

Given the targeted annual tonnage amount to be reduced, explain how you plan to reach the goal:

For example: 13,084 tons by increasing recycling
1,824 tons by source reduction
1,227 tons by utilizing composting
4,833 tons by reuse

Appendix B. Map of Vance County Manned Convenience Sites

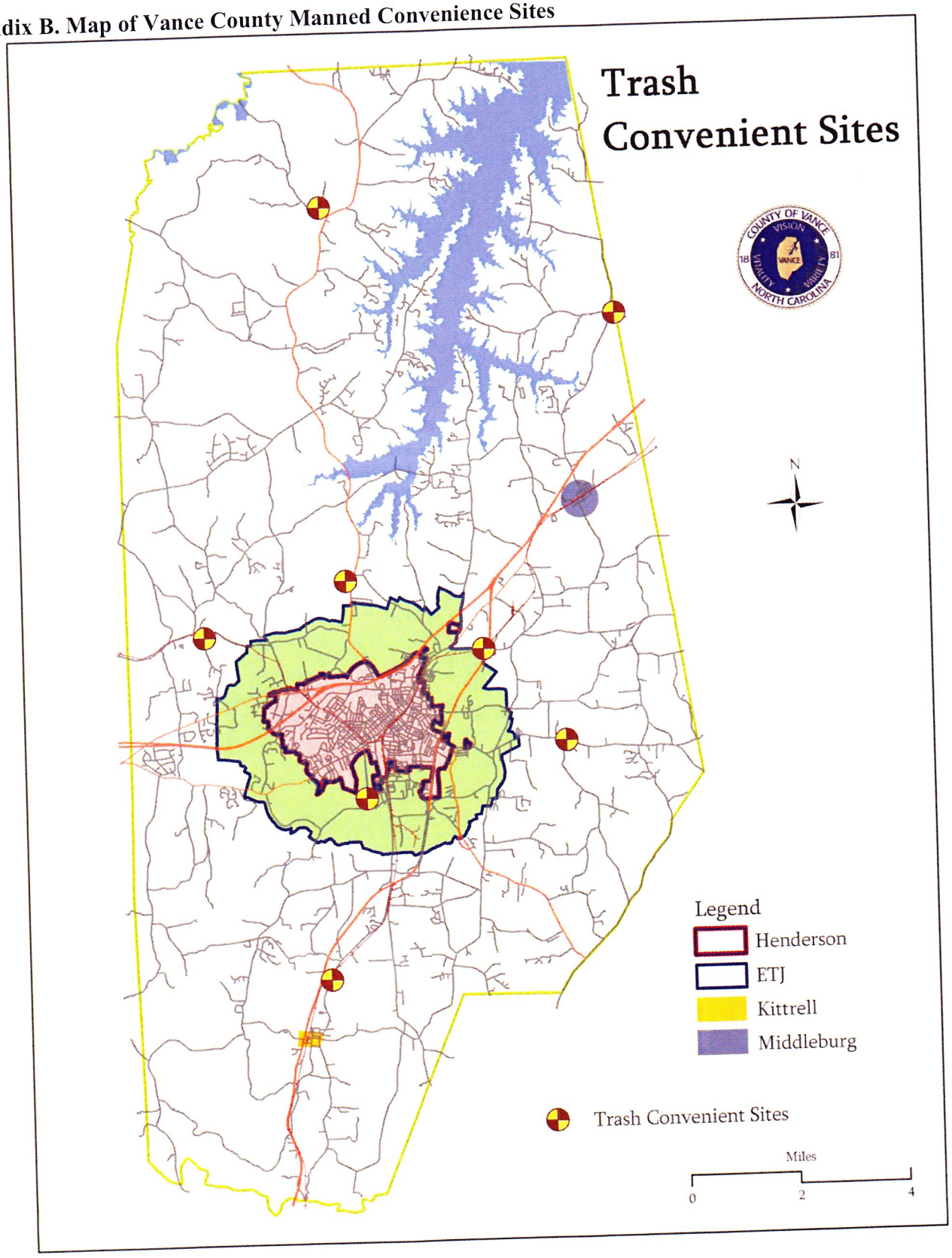

Appendix D. Full Cost Accounting

Full Cost Analysis Budget Form						
Fiscal Year: 2011-2012		Total MSW Budget	Program Category			
Annual Cost of Operations			SW Collection	SW Disposal	Recycling	Other: LCID
	# of Employees	1.5	1			.5
1	Wages + Benefits of Employees (FTE)	66,717				22,812
2	Local Government Admin Support	0				
3	Equipment Operations and Maintenance	24,600				
4	General Operations	22,745				
5	Educational Materials	200				
6	Cash Capital Outlays	12,486				
7	Lease Payments	23,000				23,000
8	Contracted Services	1,928,000	859,843	865,903	75,000	127,254
9	Professional Services					
10	Insurance	29,361				
11	Tipping Fees	0				
12	Other: Special Waste (Pesticides, Tires)	6,225				
17	**Total Annual Costs: (sum lines 1 – 16)**	2,113,334	859,843	865,903	75,000	173,066
Revenues						
18	Scrap Tire Fee	48,500				
19	Household Fee	1,927,800				
20	White Goods proceeds	20,000				
	Electronic Waste proceeds	5,000			5,000	
	Other revenues	112,034				
21	**Total Annual Revenues: (sum line 18 – 20)**	2,113,334	0	0	70,000	0
22	**Net Annual Costs: (subtract line 21 from line 17)**	0	859,843	865,903	70,000	173,066
Indicators of Efficiency						
23	Tons of Material Managed per Year*	43,301	8,885.97	29,532	703.67	3,740
24	# Households or Clients Served**	18,700	18,700	18,700	12,500	18,700
25	**Total Cost per Ton: (divide line 22 by line 23)**	$48.81	$96.76	$29.32	$99.48	$46.27
26	***Total Cost per Household: (divide line 22 by line 24)**	$113	$45.98	$46.30	$5.60	$9.25

*Excludes City of Henderson tonnage as city budget data was unavailable to correspond with tonnage handled by the City (Total Tonnage with City of Henderson was actually 49,869 tons)

**Excludes City of Henderson population as city budget data was unavailable to correspond with households served. (Total population with City of Henderson was actually 45,422)

***Total Cost per household would be cost to cover all county solid waste expenses without other revenues as shown. This amount is reduced to the current fee of $105 based upon the additional revenue sources.

AGENDA APPOINTMENT FORM

November 5, 2012

Name: Paul Westfall, Paul McKenzie, and Pete Burgess

Name of Organization: Farmers Market

Purpose of appearance: Request Authorization to Proceed with Construction Bids

Request of Board: Approve Request

DRAFT BUDGET FOR CONSTRUCTING "PHASE 1" OF VANCE COUNTY REGIONAL FARMERS MARKET

FUNDS AVAILABLE	
NC Tobacco Trust Fund Commission 2011 (bal. remaining of $300K allocation)	$285,875
NC Ag Development & Farmland Preservation Trust Fund	$100,000
NC Tobacco Trust Fund Commission 2012	$100,000
Total funds available	**$485,875**
COST ESTIMATES	
Building construction*	$355,000
Site improvements	$100,000
Fees (architectural, engineering, etc)	$26,344
Contingencies	$4,531
Total estimated costs	**$485,875**

*Staff proposes soliciting bids for a structure with 14 vendor spaces (original design has 18). If bids are over-budget, options to scale back further can be considered.



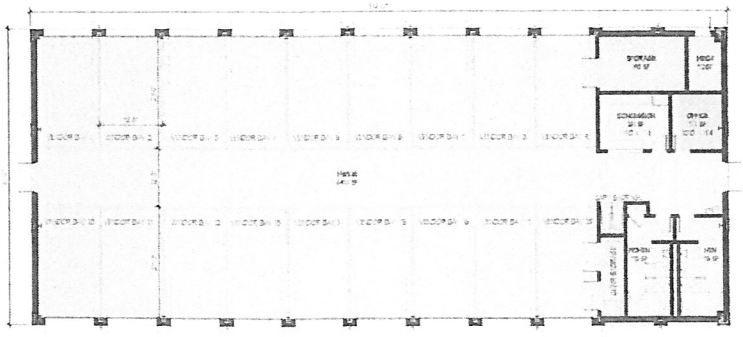

OCA | OAKLEY COLLIER ARCHITECTS

North Carolina Tobacco Trust Fund Commission SPONSORED PROJECT

Presented by Vance County Cooperative Extension to Board of Commissioners, Nov. 5th, 2012.

Committee Reports and Recommendations

Vance County
Committee Reports and Recommendations
November 5, 2012

Position Vacancies. (A) Emergency Operations has a position vacancy for a *Telecommunicator I*. This position is critical to the department's ability to adequately process calls from the public and handle the call volume from the public safety agencies. (B) The Vance County Jail has a position vacancy for a *Detention Sergeant*. This supervisory position is essential to the safety and security of inmates, jail staff, and county citizens. (C) The Vance County Jail has a position vacancy for a *Detention Officer*. This position is essential to avoid staff shortages which can affect the overall operation of the facility, as well as compromise the safety of personnel and the security of the facility. (D) The Sheriff's Office has a position vacancy for a *Deputy Specialist (Detective)*. This position is needed in order to combat the element of crime in the county as well as to assist others. ***Committee Recommendation:*** *Recommendations are contingent upon endorsement by the Human Resources Committee.] Authorize the staff to fill the vacant positions as requested.*

Public Safety Committee. The committee met at the County Fire/EMS Station on Tuesday, October 22 to review a request from the Fire and EMS Department for repair funds for the station and one of the fire trucks. Efforts are currently in progress to obtain quotes from appropriate contractors on having the work done. Once the quotes are all obtained, a recommendation from the committee will be made to the full Board.

County Manager's Report

Vance County
County Manager's Report to the Board
November 5, 2012

A. Resolution Approving Financing Terms. The Board of County Commissioners previously approved the purchase of radio consoles for 911 Emergency Communications. Quotes for financing the project were obtained and Branch Banking and Trust Company (BB&T) was the lowest. The project cost is $196,565 which will be financed for five years at an annual interest rate not to exceed 1.77%. Funds are available in the Emergency Telephone Surcharge Fund. ***Recommendation:*** *Approve the financing terms for the Radio Consoles Project not to exceed $196,565 with an annual interest rate not to exceed 1.77% and a term not to exceed five years.*

B. Register of Deeds - Records Retention and Disposition Schedule. The State has issued a newly updated Records Retention and Disposition Schedule for Registers of Deeds. Upon adoption, it will automatically supersede the 2003 version and the amendment made in 2004. Vance County Register of Deeds Carolyn Pecora requests that the Board of Commissioners approve this new schedule for her office. ***Recommendation:*** *Approve the 2012 Register of Deeds Records Retention and Disposition Schedule for Vance County.*

C. Surplus Property. The Department of Social Services has several items to be determined as surplus. They are as follows:

(2) small computer desks
(1) small index file
(20) 20 printer cartridges
(6) office chairs
(3) computer monitors
(2) four-drawer file cabinets
(1) small desk printer

Recommendation: *Declare the items as presented as surplus property and authorize the Finance Director to proceed with public sale in a manner consistent with legal requirements.*

D. Schools - Capital Outlay Itemization. Consistent with prior years, the County has not remitted FY 2012-13 capital outlay funding to the Public Schools until an approved itemization of projected expenditures is received. The Board of Education approved the capital outlay budget on October 8, 2012 that is enclosed in the agenda material. Upon approval, the County will forward the appropriate funding to the Schools. ***Recommendation:*** *Approve the itemized listing of capital outlay expenditures for the Vance County Schools System for FY 2012-2013.*

E. Appointment of Interim Finance Director. With the recent resignation of Steve Stanton, the County must have an acting or interim finance officer (director). One option is to appoint the County Manager in that capacity until a permanent finance director is selected. ***Recommendation:*** *Approve the appointment of the County Manager as the Interim County Finance Director until a permanent Director is employed.*

RESOLUTION
by the
Vance County Board of Commissioners
Approving Financing Terms

WHEREAS, Vance County, North Carolina (the "County") has previously determined to undertake a project for Radio Consoles (the "Project"), and the Finance Officer has now presented a proposal for the financing of such Project.

NOW THEREFORE BE IT RESOLVED AS FOLLOWS:

1. The County hereby determines to finance the Project through Branch Banking and Trust Company (BB&T), in accordance with the proposal dated September 28, 2012. The amount financed shall not exceed $196,565.00, the annual interest rate (in the absence of default or change in tax status) shall not exceed 1.77%, and the financing term shall not exceed five (5) years from closing.

2. All financing contracts and all related documents for the closing of the financing (the "Financing Documents") shall be consistent with the foregoing terms. All officers and employees of the County are hereby authorized and directed to execute and deliver any Financing Documents, and to take all such further action as they may consider necessary or desirable, to carry out the financing of the Project as contemplated by the proposal and this resolution. The Financing Documents shall include a Financing Agreement as BB&T may request.

3. The Finance Officer is hereby authorized and directed to hold executed copies of the Financing Documents until the conditions for the delivery of the Financing Documents have been completed to such officer's satisfaction. The Finance Officer is authorized to approve changes to any Financing Documents previously signed by County officers or employees, provided that such changes shall not substantially alter the intent of such documents or certificates from the intent expressed in the forms executed by such officers. The Financing Documents shall be in such final forms as the Finance Officer shall approve, with the Finance Officer's release of any Financing Document for delivery constituting conclusive evidence of such officer's final approval of the Document's final form.

4. The County shall not take or omit to take any action the taking or omission of which will cause its interest payments on this financing to be includable in the gross income for federal income tax purposes of the registered owners of the interest payment obligations. The County hereby designates its obligations to make principal and interest payments under the Financing Documents as "qualified tax-exempt obligations" for the purpose of Internal Revenue Code Section 265(b)(3).

5. The County intends that the adoption of this resolution will be a declaration of the County's official intent to reimburse expenditures for the project that is to be financed from the proceeds of the BB&T financing described above. The County intends that funds that have been advanced, or that may be advanced, from the County's general fund, or any other County fund related to the project, for project costs may be reimbursed from the financing proceeds.

6. All prior actions of County officers in the furtherance of the purposes of this resolution are hereby ratified, approved and confirmed. All other resolutions (or parts thereof) in conflict with this resolution are hereby repealed, to the extent of the conflict. This resolution shall take effect immediately.

This, the 5th day of November, 2012.

_____

Terry E. Garrison, Chairman
Vance County Board of Commissioners

Vance County Schools
Allocation of County Appropriation
Capital Outlay
Fiscal Year 2012-2013

Revenue				
County Appropriation- Capital Outlay				**$ 425,000**
Expenditures				
Debt Service				
Payment- ASC	[10:13]	$ 125,000		
Repayment- Maintenance Building	[8:10]	28,000		
Service Vehicle- (2) 2011 Vans	[3:3]	11,738		
Subtotal- Debt Service			$	164,738
Local Match- ADM Projects			$	-
Category I- Facility Projects				
Replace Fence Between Cafeteria Wall and Rec Center- Aycock		$ 2,500		
Connect School to County Water System- Carver		17,500		
Replace Various Fencing at Softball and Baseball Fields- EJMS		5,800		
Construct Cage Area in Gym to Store PE Equipment- HMS		5,000		
Replace Fused Panel Box with a New Breaker Box- New Hope		10,825		
Replace (2) Door Sets at the Cafeteria Entrance- EM Rollins		7,000		
Replace (2) Door Sets at the 500 Hall Entrance- SVHS		12,400		
Repair Concrete and Add Fence on Septic Tank and Filter Bed- WVHS		12,000		
Paint All Outside Doors and Window Frames- Zeb Vance		3,100		
Repairs to Roofing Facia- EO Young		70,020		
Repairs to Roofing at Various District-Wide Locations		40,000		
Repairs to Pavement- Carver		765		
Repairs to Pavement- EM Rollins		2,520		
Repairs to Pavement- Aycock		5,900		
Install Fence Around Walk-In Freezer Condensing Units- Warehouse		1,600		
General Repairs- Systemwide		9,032		
Subtotal- Category I			$	205,962
Category II- Furniture, Fixtures & Equipment				
School/Department Furniture & Equipment		$ 11,000		
Custodial/Maintenance Equipment		43,300		
Subtotal- Category II			$	54,300
Category III- Vehicles				
Fleet Replacement Service Vehicle *(payment)*		-		
Subtotal- Category III			$	-
Total Expenditures				**425,000**

Pending Business

Vance County
Pending Business
November 5, 2012

County Water Project. *Phase 1A*. Phase 1A construction work began on July 9. During October, an additional 28 sign-ups were received. As of the end of October, a total of 796 customers have been enrolled, and there are 14 additional dry taps. Site preparation work has begun at the tank site along Warrenton Road. Line construction continues along Brookston and Vicksboro Roads as well as other areas. The rate of construction has been slowed recently by rock that has been encountered on several roads. It is anticipated that construction of tank supports will begin later this month. Monthly construction meetings are held to coordinate on various issues with construction, safety, billing, traffic control,etc. *Phase 1B*. USDA Rural Development and Kittrell Water Association continue to work together to seek funding for Phase 1B, consistent with action taken by the Commissioners in December 2009. *Phases 2A & 2B*. Funding from USDA Rural Development has been established for both of these phases. Phase 2A will be funded with $2.2 million in loans and $1.62 million in grants. Phase 2B has $3.94 million in loans and $1.99 million in grants. The Board of County Commissioners and the Water District Board approved the water purchase/sales agreement with the City of Henderson on July 23, 2012. USDA Rural Development subsequently approved the agreement. USDA Rural Development has been notified that the ARRA funds must be spent on an accelerated schedule with construction beginning by September 30, 2012, unless a waiver is obtained. This represents a three-year difference in time (previously September 30, 2015). An extension (waiver) request regarding the deadline was submitted to USDA Rural Development to ensure that the project can be appropriately completed in the Spring. District and state USDA RD officials are highly supportive of granting an extension, but the final decision is to be made at the federal level. Thus far, the County has not received notification of waiver approval. The local and state USDA RD staff encourage the County to continue to proceed as expeditiously as possible. Project design is complete and has been submitted to the appropriate regulatory agencies. The City of Henderson, USDA RD, and the County's engineers are currently reviewing the project plans. Public Water Supply Section of DENR has provided approval of the project. Permit applications are pending with Erosion and Sedimentation Control. Requests for approval of encroachment agreements were submitted to NCDOT in September. Submission of application information to USDA Rural Development is currently being done for both phases. A site for the water tank and one meter vault in the area covered by Phase 2A and 2B is now going through the appropriate approval process with the Schools System for a 99-year lease. Negotiations have taken place with two additional property owners for two meter vault sites and approval of the Water District Board will be sought in its November meeting. The engineers are reviewing a possible lake crossing permit. There are some low pressures concerns in the Poplar Creek Road area that are being studied and addressed. Due to the timing of the funding of Phases 2A & 2B, it will be important that work on these phases begin as soon as possible. The approved O&M services contract will cover Phases 2A and 2B in addition to 1A. Additional sign-ups remain essential in Phases 2A and 2B due to the current lack of substantial customer concentration. The engineering firm is working on a sign-up analysis of both phases. Current sign-up totals are 359 for Phase 2A and 359 for Phase 2B.

Vance County Volunteer Fire Departments
Vance County Rescue Squad
Contracts and Audit Reports
November 5, 2012

Department	Contract Received	Audit Due	Audit Received
Bearpond	✓	April 30	
Cokesbury	✓	April 30	
Drewry	✓	October 31	
Epsom	✓	October 31	
Kittrell	✓	April 30	
Hicksboro	✓	January 31	
Townsville	✓	October 31	✓
Watkins	✓	April 30	
Rescue Squad	✓	April 30	

Consent Agenda Items

Budget Amendments
Tax Refunds and Releases
Minutes

Monthly Reports
911 Emergency Operations
Administrative Ambulance Charge-Offs
Fire and EMS
Health Department
Human Resources
Information Technology
Planning and Development
Social Services
Tax Office
Veterans Service

County of Vance
Budget Amendment #5
Year Ending June 30, 2013

Fund 10

Expenditures		***Increase***	***Increase***
Fire Equipment	10-530-500188	-	4,000
Building Maintenance	10530-5000015		4,100
Revenues			
Sale of Assets	10-370-437099	8,100	-
		8,100	8,100

To use proceeds from sale of snorkle truck for fire equipment and building renovations.

County of Vance
Budget Amendment #6
Year Ending June 30, 2013

Fund 10

Expenditures		***Increase***	***Increase***
NC Tomorrow Grant CDBG	10-600-500252	-	50,000
Revenues			
NC Tomorrow Grant CDBG	10-380-438252	50,000	-
		50,000	50,000

To record NC Tomorrow Grant from CDBG handled through the Kerr Tar COG

County of Vance
Budget Amendment #7
Year Ending June 30, 2013

Fund 71

Expenditures		***Increase***	***Increase***
Special Projects	71-751-500062	-	603,575
Revenues			
Lease Proceeds	71-371-437024	603,575	-
		603,575	603,575

To record lease proceeds and capital outlay for VIPER 911 phone system for both primary and secondary PSAP and new radio consoles.

Tax Office Refund And Release Report For September 2012

Taxpayer Name	TAX YR	REAL	PERSONAL	MOTOR VEHICLE	MV FEE	SOLID WASTE FEE	REASON
Emma Parham heirs	2000	134.54	0	0	0	75.00	foreclosure
Emma Parham heirs	2001	134.54	0	0	0	75.00	foreclosure
Emma Parham heirs	2002	143.19	0	0	0	75.00	foreclosure
Mae Debnam	2003	102.68	0	0	0	0	foreclosure
Mae Debnam	2003	0	335.00	0	0	0	foreclosure
Emma Parham heirs	2003	145.11	0	0	0	75.00	foreclosure
Mae Debnam	2004	104.72	0	0	0	0	foreclosure
Emma Parham heirs	2004	147.99	0	0	0	75.00	foreclosure
Mae Debnam	2005	108.12	0	0	0	0	foreclosure
Emma Parham heirs	2005	152.80	0	0	0	90.00	foreclosure
Alston Clement	2006	12.96	0	0	0	0	foreclosure
Debnam Mae	2006	108.12	0	0	0	0	foreclosure
Emma Parham heirs	2006	152.80	0	0	0	90.00	foreclosure
Alexander Frederick Douglas	2007	126.30	0	0	0	0	correct value
Alston Clement	2007	26.13	0	0	0	0	foreclosure
Alston James D Heirs	2007	27.93	0	0	0	0	foreclosure
Debnam Mae	2007	108.12	0	0	0	0	foreclosure
Epps Wendy	2007	634.03	0	0	0	95.00	correct value
Epps Wendy	2007	0	0	0	0	95.00	remove sol waste
Epps Wendy	2007	6.65	0	0	0	0	correct value
Parham Emma L Heirs	2007	152.80	0	0	0	95.00	foreclosure
Alexander Frederick Douglas	2008	110.36	0	0	0	0	correct value
Alston Clement	2008	25.46	0	0	0	0	foreclosure
Alston James D Heirs	2008	28.01	0	0	0	0	foreclosure
Debnam Mae	2008	89.82	0	0	0	0	foreclosure
Epps Wendy	2008	639.37	0	0	0	102.50	correct value
Parham Emma L Heirs	2008	84.65	0	0	0	102.50	foreclosure
Schreffler William	2008	0	87.02	0	0	102.50	pers prop billed
Alexander Frederick Douglas	2009	108.22	0	0	0	0	correct value
Alston Clement	2009	24.96	0	0	0	0	foreclosure
Alston James D Heirs	2009	27.47	0	0	0	0	foreclosure
Debnam Mae	2009	90.08	0	0	0	0	foreclosure
Epps Wendy	2009	626.96	0	0	0	102.50	correct value
Parham Emma L Heirs	2009	84.89	0	0	0	102.50	foreclosure
Schreffler William	2009	0	75.46	0	0	102.50	pers prop billed
Alexander Frederick Douglas	2010	108.22	0	0	0	0	correct value
Alston Clement	2010	24.96	0	0	0	0	foreclosure
Alston James D Heirs	2010	27.47	0	0	0	0	foreclosure
Alston Lester	2010	0	48.05	0	0	102.50	pers prop billed
Debnam Mae	2010	90.08	0	0	0	0	foreclosure
Edwards James C	2010	0	0	0	0	102.50	remove solid was
Edwards James C	2010	0	0	0	0	2.50	correct value
Epps Wendy	2010	626.96	0	0	0	102.50	correct value
Parham Emma L Heirs	2010	84.89	0	0	0	102.50	foreclosure
Schreffler William	2010	0	75.46	0	0	102.50	pers prop billed
Verden Deborah	2010	0	48.05	0	0	102.50	pers prop billed
Ayscue Ronnie Dale	2011	0	0	53.98	0	0	pro-rate
Baskerville Jaqualia Detrece	2011	0	0	36.44	10.00	0	correct situs
Branch Exterminating Co Inc	2011	0	0	67.47	10.00	0	correct situs
Richardson Katrina Yvette	2011	0	0	31.34	0	0	pro-rate
Waverly Richard Elmore	2011	0	0	22.56	0	0	pro-rate
Alexander Frederick Douglas	2011	108.19	0	0	0	0	correct value

Taxpayer Name	TAX YR	REAL	PERSONAL	MOTOR VEHICLE	MV FEE	SOLID WASTE FEE	REASON
Alston Clement	2011	24.96	0	0	0	0	foreclosure
Alston James D Heirs	2011	27.47	0	0	0	0	foreclosure
Alston Lester	2011	0	48.05	0	0	105.00	pers prop billed
Bailey Plummer Carl	2011	0	0	169.85	0	0	reg veh billed i
Bailey Plummer Carl	2011	0	0	169.85	0	0	dis vet motor ve
Bannister Cynthia Warnatta	2011	0	0	61.46	0	0	pro-rate
Bennett Marion Rose	2011	0	0	1.47	0	0	pro-rate
Beresheski James Walter Jr	2011	0	0	116.27	0	0	reg veh billed i
Bishop Horace Joseph	2011	0	0	0.96	0	0	pro-rate
Bobbitt Robert Edward	2011	0	0	10.56	0	0	pro-rate
Boyd James Marshall	2011	0	0	22.62	0	0	pro-rate
Butler Thomas Alvin Jr	2011	0	0	214.89	10.00	0	reg veh billed i
Cheatham Michael Anthony	2011	0	0	6.54	0	0	reg veh billed i
Cheatham Michael Anthony	2011	0	0	53.57	0	0	reg veh billed i
Cheek Christine Roberson	2011	0	0	3.15	0	0	pro-rate
Cheek Christine Roberson	2011	0	0	10.41	0	0	pro-rate
Davis Audrey Suzette	2011	0	0	15.11	0	0	pro-rate
Debnam Mae	2011	90.11	0	0	0	0	foreclosure
Edwards James C	2011	0	0	0	0	105.00	remove solid was
Elhushayshi Abdulwahed	2011	0	0	15.57	0	0	pro-rate
Epps Wendy	2011	626.90	0	0	0	105.00	correct value
Estrada Abraham Gamboa	2011	0	0	10.66	0	0	pro-rate
Gibson Victoria Sue	2011	0	0	15.56	0	0	pro-rate
Gupton Heather Michelle	2011	0	0	4.67	0	0	pro-rate
Ham Roland Christopher	2011	0	0	5.58	0	0	pro-rate
Hawkins Albert Thomas	2011	0	0	1.66	0	0	pro-rate
Honda Lease Trust	2011	0	0	11.36	0	0	pro-rate
Horton Ellatisha Monique	2011	0	0	6.61	0	0	pro-rate
Jacobson Victor R	2011	0	0	0	0	105.00	remove solid was
JMFBTF LLC	2011	0	0	201.24	10.00	0	correct situs
Johnson Michael Ross Jr	2011	0	0	23.98	0	0	pro-rate
Jones Cedric Maurice	2011	0	0	6.70	0	0	pro-rate
Jones Cedric Maurice	2011	0	0	6.70	0	0	pro-rate
Kelly Jimmie Kay	2011	0	0	5.43	0	0	pro-rate
Kingsley Regina Starnes	2011	0	0	41.91	0	0	pro-rate
Klotz Casey Marlene	2011	0	0	24.66	0	0	pro-rate
M R Williams Inc	2011	0	0	36.72	0	0	pro-rate
Mr Williams Inc	2011	0	0	5.93	0	0	pro-rate
Norwood Amanda Dee	2011	0	0	40.07	0	0	pro-rate
Parham Emma L Heirs	2011	84.85	0	0	0	105.00	foreclosure
Paylor Ricky Allen	2011	0	0	153.20	0	0	transfer out
Rice Karen Garrett	2011	0	0	14.72	0	0	pro-rate
Rooker Scottie Ray	2011	0	0	2.42	0	0	pro-rate
Root Larry Marvin	2011	0	0	8.85	0	0	pro-rate
Schreffler William	2011	0	75.46	0	0	105.00	pers prop billed
Taylor Philip Kirk	2011	0	0	39.32	0	0	pro-rate
Thorpe Shirley Bagby	2011	0	0	13.39	0	0	pro-rate
Tingen Priscilla Adcock	2011	0	0	8.04	0	0	pro-rate
Venable Shirley Williams	2011	0	0	5.45	0	0	pro-rate
Verden Deborah	2011	0	48.05	0	0	105.00	pers prop billed
Walters Edward	2011	0	1308.31	0	0	0	pers prop billed
Watts Michael Anthony	2011	0	0	69.84	0	0	pro-rate
Wheeler Samuel Edward Jr	2011	0	0	108.13	0	0	correct value

Taxpayer Name	TAX YR	REAL	PERSONAL	MOTOR VEHICLE	MV FEE	SOLID WASTE FEE	REASON
Wood Margaret	2011	0	40.67	0	0	105.00	pers prop billed
Woodmont Petroleum Products	2011	0	0	36.66	0	0	pro-rate
Yarborough Vickie Kearney	2011	0	0	121.25	10.00	0	reg veh billed i
Alston Rhonda Tenishia	2012	0	0	37.73	0	0	correct situs
Askew Newell Winston Jr	2012	0	0	2.43	0	0	transfer out
Baskerville Jaqualia Detrece	2012	0	0	35.66	10.00	0	correct situs
Blacknall Clarence	2012	0	0	4.29	0	0	pro-rate
Boyd Gregory	2012	0	0	11.25	0	0	remove late list
Brown Rodney Kenneth	2012	0	0	199.25	0	0	reg veh billed i
Cheatham Michael Anthony	2012	0	0	25.93	0	0	reg veh billed i
Cohen Eric Matthew	2012	0	0	41.65	0	0	pro-rate
Cone Catherine Mary	2012	0	0	33.75	0	0	reg veh billed i
County Of Vance	2012	0	0	218.04	10.00	0	government
County Of Vance	2012	0	0	218.04	10.00	0	government
Cox Hubert Lee Jr.	2012	0	0	92.90	0	0	pro-rate
Crabill Lillian Hall	2012	0	0	195.46	0	0	pro-rate
Crossroads Christian School	2012	0	0	21.27	0	0	correction exemp
Crystal River Church Of God	2012	0	0	78.62	0	0	religious
Davis Loleta Thompson	2012	0	0	32.99	0	0	pro-rate
Divine Habitation Ministries	2012	0	0	253.88	10.00	0	religious
Dring Neal Roger	2012	0	0	825.35	0	0	correct value
Everett Anthony Lee	2012	0	0	17.69	0	0	pro-rate
Faulkner Edward Ray Sr	2012	0	0	34.58	0	0	reg veh billed i
Faulkner Edward Ray Sr	2012	0	0	70.86	0	0	reg veh billed i
First Baptist Church	2012	0	0	257.84	10.00	0	religious
First Baptist Church	2012	0	0	237.65	10.00	0	religious
Fisher James	2012	0	0	13.22	0	0	pro-rate
Foster James Allen	2012	0	0	24.67	0	0	pro-rate
Foster Velma Kearney	2012	0	0	54.13	0	0	correct situs
Freeman Dennis	2012	0	0	7.81	0	0	pro-rate
Harris Jerry Wayne	2012	0	0	19.27	0	0	pro-rate
Hart Harold Nathaniel	2012	0	0	152.13	0	0	pro-rate
Hobbs William Lewis Clements	2012	0	0	36.45	0	0	transfer out
Jackson Thomas Theodore	2012	0	0	88.16	0	0	reg veh billed i
Johnson Michael Ross Jr	2012	0	0	375.44	0	0	pro-rate
King Mark Hutson	2012	0	0	59.23	0	0	pro-rate
Kirkland Matthew Joseph	2012	0	0	21.41	0	0	reg veh billed i
Lara Jose Ramiro Popoca	2012	0	0	59.69	0	0	pro-rate
Life Line Outreach Inc	2012	0	0	11.47	0	0	religious
Loper Leroy Allen	2012	0	0	12.03	10.00	0	pers prop billed
M R Williams Inc	2012	0	0	38.85	0	0	pro-rate
Mann James Henry	2012	0	0	52.64	0	0	pro-rate
Massey Chadwick Shane	2012	0	0	26.75	0	0	correct value
Mosley Bertha Harris	2012	0	0	2.36	0	0	pro-rate
Moten Barbara Ann	2012	0	0	99.32	0	0	pro-rate
Nethery Clarence Taylor	2012	0	0	3.32	0	0	pro-rate
Oakes Alvin Eugene	2012	0	0	5.09	0	0	pro-rate
Peace Emma Coley	2012	0	0	9.94	0	0	transfer out
Pegram Herman Brantley Sr	2012	0	0	130.72	0	0	pro-rate
Perry Joan Solomon	2012	0	0	4.23	0	0	pro-rate
Powell Virginia Amanda	2012	0	0	32.70	0	0	pro-rate
Ramsey Larry Wayne	2012	0	0	9.89	0	0	pro-rate
Ramsey Larry Wayne	2012	0	0	22.97	0	0	pro-rate

Taxpayer Name	TAX YR	REAL	PERSONAL	MOTOR VEHICLE	MV FEE	SOLID WASTE FEE	REASON
Rhodes John Wesley Jr	2012	0	0	8.82	0	0	pro-rate
Roberson Sherry Chandler	2012	0	0	70.83	0	0	pro-rate
Robertson Eugene Hartwell	2012	0	0	5.76	0	0	pro-rate
Sleboda John Andrew	2012	0	0	32.46	0	0	correct value
Sleboda Monica Dori	2012	0	0	54.67	0	0	pro-rate
Stevenson Bruce Vernon Jr	2012	0	0	7.61	0	0	pro-rate
Stott Oil Company Inc	2012	0	0	69.55	0	0	pro-rate
Taylor Ulysess Alexander	2012	0	0	5.14	0	0	pro-rate
Terry Bettye Williams	2012	0	0	29.39	10.00	0	pro-rate
Theroux Holly Ann	2012	0	0	66.58	0	0	transfer out
Thomas & Sons Concrete Inc	2012	0	0	72.40	0	0	pro-rate
Thomas Milton Jr	2012	0	0	107.79	0	0	military non res
Trammel Daryl John Waters	2012	0	0	98.42	0	0	pro-rate
Vick Frederick Earl Sr	2012	0	0	27.53	0	0	pro-rate
Whitco Termite & Pest Control	2012	0	0	76.95	0	0	high mileage
Whitt William Coleman	2012	0	0	272.72	0	0	correct value
Williams Michael	2012	0	0	17.20	0	0	pro-rate
Wortham William Robert	2012	0	0	111.66	0	0	reg veh billed i
Youssef Milad Maher	2012	0	0	8.61	0	0	pro-rate
Zuniga Dagoberto Rosales	2012	0	0	42.15	10.00	0	correct situs
Abbott Bradford	2012	0	7.29	0	0	0	remove late list
Abbott Bradford	2012	0	0.08	0	0	0	remove late list
Abbott Mandy	2012	0	44.43	0	0	105.00	pers prop billed
Abbott Marsha S	2012	0	1.24	0	0	0	remove late list
Abbott Millard T Jr	2012	0	2.84	0	0	0	remove late list
Abbott Randall	2012	0	44.43	0	0	105.00	pers prop billed
Abbott Shannon	2012	0	44.43	0	0	105.00	pers prop billed
Abbott Thomas Graham	2012	0	0.41	0	0	0	remove late list
Abbott Wade Thomas	2012	0	49.86	0	0	105.00	pers prop billed
Acri Mark J	2012	0	19.35	0	0	0	pers prop billed
Acri Mark J	2012	0	0.90	0	0	0	pers prop billed
Adcock Jerry W	2012	8631.00	0	0	0	0	correct ownershi
Adcock John Calvin	2012	0	3.70	0	0	0	remove late list
Adcock John Calvin	2012	0	0.08	0	0	0	remove late list
Adcock Keith	2012	0	2.97	0	0	0	remove late list
Adcock W Scott	2012	0	3.76	0	0	0	remove late list
Adkins James R	2012	0	1.81	0	0	0	remove late list
Alejos Jose Carmelo	2012	0	6.98	0	0	0	remove late list
Alexander Frederick Douglas	2012	110.06	0	0	0	0	correct value
Allen Carolyn B	2012	0	0.82	0	0	0	remove late list
Allen James E	2012	0	10.16	0	0	0	remove late list
Allen James E	2012	0	0.08	0	0	0	remove late list
Allen Janie	2012	0	45.35	0	0	105.00	remove late list
Allen Jim	2012	0	3.30	0	0	0	remove late list
Alston Clement	2012	25.40	0	0	0	0	foreclosure
Alston James D Heirs	2012	27.95	0	0	0	0	foreclosure
Alston Lester	2012	0	48.87	0	0	105.00	pers prop billed
Alston Lucille Deloris	2012	0	3.76	0	0	0	remove late list
Alston Ronald L	2012	0	4.44	0	0	0	remove late list
Anderson Erwin Van Dorn	2012	0	0	0	0	105.00	remove solid was
Anderson Robert D	2012	0	3.55	0	0	0	remove late list
Anderson Robert D	2012	0	0.08	0	0	0	remove late list
Andrews Deborah	2012	0	1.27	0	0	0	remove late list

Taxpayer Name	TAX YR	REAL	PERSONAL	MOTOR VEHICLE	MV FEE	SOLID WASTE FEE	REASON
Andrews Deborah	2012	0	0.08	0	0	0	remove late list
Andrews Deborah	2012	0	3.30	0	0	0	remove late list
Anoviv Realty Of Nc Inc	2012	8132.62	0	0	0	0	real prop - bill
Arrington Marion P Sr	2012	0	46.35	0	0	0	remove late list
Arrington Marion P Sr	2012	0	0.08	0	0	0	remove late list
Arrington Marion P Sr	2012	0	41.51	0	0	0	correct value
Ashley Ken	2012	0	6.25	0	0	0	remove late list
Avant Donald	2012	0	2.04	0	0	0	remove late list
Avent Braxton C III	2012	0	3.55	0	0	0	remove late list
Avent Braxton C III	2012	0	0.08	0	0	0	remove late list
Avent Braxton C III	2012	0	3.76	0	0	0	remove late list
Avent Frederick B	2012	0	8.17	0	0	0	remove late list
Avent Frederick B	2012	0	0.08	0	0	0	remove late list
Avent Frederick B	2012	0	0.72	0	0	0	remove late list
Aycock Mansfield F	2012	0	2.47	0	0	0	remove late list
Ayscue Delores	2012	0	8.38	0	0	0	remove late list
Ayscue James Clay	2012	0	5.47	0	0	0	remove late list
Ayscue Jerry A	2012	0	8.92	0	0	0	remove late list
Ayscue Jerry A	2012	0	0.08	0	0	0	remove late list
Ayscue Jerry A	2012	0	3.92	0	0	0	remove late list
Ayscue Jerry A	2012	0	0.08	0	0	0	remove late list
Ayscue Jerry A	2012	0	26.84	0	0	0	remove late list
Ayscue Jerry A	2012	0	0.08	0	0	0	remove late list
Ayscue Jerry A	2012	0	0.41	0	0	0	remove late list
Ayscue Jerry A	2012	0	0.25	0	0	0	remove late list
Ayscue Jerry A	2012	0	22.68	0	0	0	correct value
Ayscue John W	2012	33.18	0	0	0	0	correct value
Ayscue Kevin H	2012	0	5.47	0	0	0	remove late list
Bailey Craig H	2012	0	6.59	0	0	0	remove late list
Bailey Craig H	2012	0	0.08	0	0	0	remove late list
Bailey Verlian R	2012	0	3.13	0	0	0	remove late list
Baker Joseph M	2012	0	3.37	0	0	0	remove late list
Baker Joseph M	2012	0	0.08	0	0	0	remove late list
Baker Joseph M	2012	0	5.68	0	0	0	remove late list
Baker Joseph M	2012	0	0.08	0	0	0	remove late list
Baker Lawrence D	2012	100.69	0	0	0	0	correct value
Baker Lawrence D	2012	33.46	0	0	0	0	correct value
Baker Lawrence D	2012	33.46	0	0	0	0	correct value
Baker Lawrence D	2012	46.65	0	0	0	0	correct value
Baker Lawrence D	2012	65.31	0	0	0	0	correct value
Baker Lawrence D	2012	93.36	0	0	0	0	correct value
Baker Lawrence D	2012	59.04	0	0	0	0	correct value
Baker Lawrence D	2012	55.97	0	0	0	0	correct value
Baker Lawrence D	2012	27.99	0	0	0	0	correct value
Baker Lawrence D	2012	0	0.41	0	0	0	correct value
Baker Lawrence D	2012	0	0.41	0	0	0	remove late list
Baker Lawrence D	2012	0	4.83	0	0	0	correct value
Baker Lawrence D	2012	0	0.41	0	0	0	remove late list
Baker Lawrence D	2012	0	4.83	0	0	0	remove late list
Baker Mamie W	2012	0	5.49	0	0	105.00	remove solid was
Baker Mamie W	2012	0	5.49	0	0	105.00	remove solid was
Baldwin Russell E. Jr.	2012	0	5.01	0	0	0	remove late list
Ball Kenneth B	2012	0	1.36	0	0	0	remove late list

Taxpayer Name	TAX YR	REAL	PERSONAL	MOTOR VEHICLE	MV FEE	SOLID WASTE FEE	REASON
Ball Kenneth B	2012	0	0.08	0	0	0	remove late list
Ball Thomas P Jr	2012	0	1.43	0	0	0	remove late list
Ball Thomas P Jr	2012	0	0.08	0	0	0	remove late list
Ball Thomas P Jr	2012	0	0.25	0	0	0	remove late list
Ball William Stephen	2012	0	5.49	0	0	0	remove late list
Balltzglier Josephine	2012	0	1.31	0	0	0	remove late list
Balltzglier Josephine	2012	0	0.08	0	0	0	remove late list
Barbour Roger D	2012	0	1.97	0	0	0	remove late list
Barbour Roger D	2012	0	0.08	0	0	0	remove late list
Barbour Roger D	2012	0	0.25	0	0	0	remove late list
Barham Vance Robert	2012	0	2.30	0	0	0	remove late list
Barham Vance Robert	2012	0	3.16	0	0	0	remove late list
Barham Vance Robert	2012	0	0.27	0	0	0	remove late list
Barker William Bailey Jr	2012	0	3.35	0	0	0	remove late list
Barnes Martha L	2012	0	2.92	0	0	0	remove late list
Barnes Thomas M	2012	0	6.21	0	0	0	remove late list
Barnes Thomas M	2012	0	0.69	0	0	0	remove late list
Barnes Thomas M	2012	0	0.41	0	0	0	remove late list
Barnes Thomas M	2012	0	0.41	0	0	0	remove late list
Barrier James E Jr	2012	0	2.13	0	0	0	remove late list
Barrier James E Jr	2012	0	2.69	0	0	0	remove late list
Barrier James E Jr	2012	0	2.89	0	0	0	remove late list
Barrow Stephen Thomas	2012	0	1.69	0	0	0	remove late list
Barrow Stephen Thomas	2012	0	0.08	0	0	0	remove late list
Bartholomew Bradley	2012	0	4.93	0	0	0	remove late list
Bartholomew Bradley	2012	0	0.08	0	0	0	remove late list
Bartholomew Bradley	2012	0	0.25	0	0	0	remove late list
Baskerville Annie Gray	2012	0	3.30	0	0	0	remove late list
Baskett Elias Jr	2012	0	4.12	0	0	0	remove late list
Basler Carsten	2012	0	28.12	0	0	0	remove late list
Basler Carsten	2012	0	0.08	0	0	0	remove late list
Bass Robert H	2012	0	0.30	0	0	0	remove late list
Bassel Tom	2012	0	17.26	0	0	0	remove late list
Beacham David	2012	0	2.71	0	0	0	remove late list
Beacham David	2012	0	0.08	0	0	0	remove late list
Beadles Vickie	2012	0	5.38	0	0	0	remove late list
Beasley Jerry W	2012	0	2.06	0	0	0	remove late list
Beasley Jerry W	2012	0	0.08	0	0	0	remove late list
Bell Benjamin R Jr	2012	0	7.28	0	0	0	remove late list
Bell Benjamin R Jr	2012	0	0.08	0	0	0	remove late list
Bell Benjamin R Jr	2012	0	0.90	0	0	0	remove late list
Bell Benjamin R Jr	2012	0	0.08	0	0	0	remove late list
Bernardo Herbert N Jr	2012	0	0.54	0	0	0	remove late list
Bernardo Herbert N Jr	2012	0	0.08	0	0	0	remove late list
Best Jerry Phillip	2012	0	1.36	0	0	0	remove late list
Best Karen Palmer	2012	0	0.72	0	0	0	remove late list
Best Karen Palmer	2012	0	0.08	0	0	0	remove late list
Betz Daniel L	2012	0	6.06	0	0	0	remove late list
Betz Daniel L	2012	0	0.08	0	0	0	remove late list
Beveridge Arthur G	2012	0	3.64	0	0	0	remove late list
Bibee Joe Junior	2012	0	1.17	0	0	0	remove late list
Bibee Joe Junior	2012	0	0.08	0	0	0	remove late list
Bishop Ida Mae	2012	0	10.52	0	0	0	remove late list

Taxpayer Name	TAX YR	REAL	PERSONAL	MOTOR VEHICLE	MV FEE	SOLID WASTE FEE	REASON
Blackard Jane T	2012	0	3.30	0	0	0	remove late list
Blackard Thomas	2012	0	8.96	0	0	0	remove late list
Blanks Charles	2012	0	4.11	0	0	0	remove late list
Bobbitt Josephine B	2012	0	4.44	0	0	0	remove late list
Bolcar Joseph J	2012	0	17.18	0	0	0	remove late list
Bolcar Joseph J	2012	0	0.08	0	0	0	remove late list
Bolton Tammy	2012	0	45.21	0	0	0	pers prop billed
Bolton Tammy	2012	0	9.04	0	0	0	pers prop billed
Boswell Max H	2012	0	3.95	0	0	0	remove late list
Boswell Max H	2012	0	0.08	0	0	0	remove late list
Boswell Max H	2012	0	4.18	0	0	0	remove late list
Boswell Max H	2012	0	0.08	0	0	0	remove late list
Boswell Ted	2012	0	1.51	0	0	0	remove late list
Bouknight Jacob A	2012	0	4.39	0	0	0	remove late list
Bouknight Jacob A	2012	0	0.08	0	0	0	remove late list
Bouvier Louis M Jr & Others	2012	0	4.52	0	0	0	remove late list
Bouvier Louis M Jr & Others	2012	0	0.08	0	0	0	remove late list
Bowen Premond R Jr	2012	0	4.20	0	0	0	remove late list
Bowen Premond R Jr	2012	0	0.08	0	0	0	remove late list
Bowes Donna M	2012	0	4.44	0	0	0	remove late list
Bowman John A	2012	0	2.60	0	0	0	remove late list
Bowman John A	2012	0	0.08	0	0	0	remove late list
Boyd David	2012	0	11.84	0	0	0	remove late list
Boyd David	2012	0	0.08	0	0	0	remove late list
Boyd David	2012	0	1.15	0	0	0	remove late list
Boyd David	2012	0	0.08	0	0	0	remove late list
Boyd David	2012	0	2.88	0	0	0	remove late list
Boyd David	2012	0	2.88	0	0	0	remove late list
Boyd David	2012	0	11.84	0	0	0	remove late list
Boyd Glenn A	2012	0	1.89	0	0	0	remove late list
Bradley Mark	2012	0	5.89	0	0	0	remove late list
Brame Glenn S	2012	0	1.41	0	0	0	remove late list
Brame Glenn S	2012	0	0.08	0	0	0	remove late list
Brame Kim D	2012	0	0.82	0	0	0	remove late list
Brame Kim D	2012	0	4.25	0	0	0	remove late list
Brame Kim D	2012	0	0.08	0	0	0	remove late list
Brame Kim D	2012	0	0.08	0	0	0	remove late list
Branch Patricia B	2012	0	7.61	0	0	0	remove late list
Branche Leon	2012	0	3.76	0	0	0	remove late list
Bray Rosemary	2012	0	46.16	0	0	0	pers prop billed
Bray Rosemary	2012	0	0.90	0	0	0	pers prop billed
Breedlove Kevin S	2012	0	2.87	0	0	0	remove late list
Breedlove Kevin S	2012	0	0.08	0	0	0	remove late list
Breedlove Kevin S	2012	0	4.80	0	0	0	remove late list
Breedlove Robert Thomas Jr	2012	0	1.89	0	0	0	remove late list
Briggs James Robert	2012	0	0.62	0	0	0	remove late list
Briggs James Robert	2012	0	0.08	0	0	0	remove late list
Brinker Timothy	2012	0	2.91	0	0	0	remove late list
Brinker Timothy	2012	0	0.08	0	0	0	remove late list
Brown Cecil	2012	0	0.68	0	0	0	remove late list
Brown Cecile M.	2012	0	0	0	0	105.00	remove solid was
Brown Christine	2012	0	2.04	0	0	0	remove late list
Brown Dayne H	2012	0	5.10	0	0	0	remove late list

Taxpayer Name	TAX YR	REAL	PERSONAL	MOTOR VEHICLE	MV FEE	SOLID WASTE FEE	REASON
Brown Dayne H	2012	0	1.26	0	0	0	remove late list
Brown Mark D	2012	0	88.92	0	0	0	pers prop billed
Brown Mark D	2012	0	0.90	0	0	0	pers prop billed
Brown William	2012	0	6.98	0	0	0	remove late list
Brummitt Gary Montague	2012	0	318.20	0	0	0	correct value
Brummitt James A	2012	0	1.56	0	0	0	remove late list
Brummitt James A	2012	0	0.08	0	0	0	remove late list
Bryant Tony Wayne	2012	0	4.44	0	0	0	remove late list
Bryland Jean	2012	0	3.71	0	0	0	remove late list
Bryland Jean	2012	0	0.08	0	0	0	remove late list
Buchanan Michael D	2012	0	0.08	0	0	0	remove late list
Buchanan Michael D	2012	0	3.59	0	0	0	remove late list
Buchanan Michael D	2012	0	0.08	0	0	0	remove late list
Buck Robertson W Jr	2012	0	9.96	0	0	0	remove late list
Buck Robertson W Jr	2012	0	0.08	0	0	0	remove late list
Bullock Bernice S	2012	0	4.44	0	0	0	remove late list
Bullock Brenda Ann	2012	0	4.44	0	0	0	remove late list
Bullock Junior	2012	0	7.46	0	0	0	remove late list
Bullock Omega	2012	0	0.41	0	0	0	remove late list
Bullock Omega	2012	0	0.16	0	0	0	remove late list
Bullock Permenas S	2012	0	5.52	0	0	0	remove late list
Bullock Princess	2012	0	4.94	0	0	0	remove late list
Bullock Wommack	2012	0	3.30	0	0	0	remove late list
Bunce Jimmy	2012	0	2.18	0	0	0	remove late list
Bunce Jimmy	2012	0	0.08	0	0	0	remove late list
Burnett William B	2012	0	8.59	0	0	0	remove late list
Burnett William B	2012	0	0.08	0	0	0	remove late list
Burns Timothy S	2012	0	6.70	0	0	0	remove late list
Burroughs Susie N.	2012	0	0	0	0	105.00	remove solid was
Burroughs Susie N.	2012	985.31	0	0	0	105.00	correct value
Bush Ron	2012	0	18.82	0	0	0	remove late list
Bush Ron	2012	0	0.08	0	0	0	remove late list
Bynum Rodney	2012	0	4.44	0	0	0	remove late list
Cable James J	2012	0	11.51	0	0	0	pers prop billed
Cable James J	2012	0	124.94	0	0	0	pers prop billed
Cade Betty Jean	2012	0	4.12	0	0	0	remove late list
Cannefax George	2012	0	39.60	0	0	0	pers prop billed
Cannefax George	2012	0	0.90	0	0	0	pers prop billed
Cannefax George	2012	0	28.75	0	0	105.00	pers prop billed
Cantrell James E Jr	2012	0	15.42	0	0	0	remove late list
Cantrell James E Jr	2012	0	0.14	0	0	0	remove late list
Cape Melissa L	2012	0	9.06	0	0	0	remove late list
Cape Melissa L	2012	0	0.08	0	0	0	remove late list
Capps James C Jr	2012	0	39.46	0	0	0	pers prop billed
Capps James C Jr	2012	0	46.52	0	0	0	pers prop billed
Capps James C Jr	2012	0	116.48	0	0	0	pers prop billed
Capps James C Jr	2012	0	123.30	0	0	0	pers prop billed
Capps James C Jr	2012	0	55.65	0	0	0	pers prop billed
Capps James C Jr	2012	0	8.22	0	0	0	pers prop billed
Capps James C Jr	2012	0	12.33	0	0	0	pers prop billed
Carreno Juan Manuel Nunez	2012	0	39.47	0	0	105.00	pers prop billed
Carreno Juan Manuel Nunez	2012	0	8.55	0	0	0	correct value
Carter Richard H Sr	2012	0	0	0	0	210.00	remove solid was

Taxpayer Name	TAX YR	REAL	PERSONAL	MOTOR VEHICLE	MV FEE	SOLID WASTE FEE	REASON
Carthens Herbert Sr	2012	0	1.36	0	0	0	remove late list
Cash Joel T	2012	0	3.80	0	0	0	remove late list
Cash Joel T	2012	0	0.08	0	0	0	remove late list
Cate William R	2012	0	4.05	0	0	0	remove late list
Cate William R	2012	0	0.08	0	0	0	remove late list
Catlett John M	2012	0	1.56	0	0	0	remove late list
Catlett John M	2012	0	0.08	0	0	0	remove late list
Caudle Dwane C	2012	0	2.96	0	0	0	remove late list
Champion Alice	2012	0	5.47	0	0	0	remove late list
Champion Keith M	2012	0	3.76	0	0	0	remove late list
Cheatham Deborah A	2012	0	4.44	0	0	0	remove late list
Cheatham Michael Anthony	2012	0	2.47	0	0	0	reg veh billed i
Cheek Richard B	2012	0	52.90	0	0	0	pers prop billed
Cheek Richard B	2012	0	0.90	0	0	0	pers prop billed
Childress William J	2012	0	4.23	0	0	0	remove late list
Childress William J	2012	0	0.08	0	0	0	remove late list
Childress William J	2012	0	1.30	0	0	0	remove late list
Chilton Richard Allen	2012	0	4.08	0	0	0	remove late list
Chilton Richard Allen	2012	0	0.08	0	0	0	remove late list
Chobot Stephen M	2012	0	4.05	0	0	0	remove late list
Chobot Stephen M	2012	0	12.01	0	0	0	remove late list
Chobot Stephen M	2012	0	0.08	0	0	0	remove late list
Choplin Daniel L	2012	0	1.37	0	0	0	remove late list
Choplin Daniel L	2012	0	0.68	0	0	0	remove late list
Christy Philip L	2012	0	2.77	0	0	0	remove late list
Christy Philip L	2012	0	0.08	0	0	0	remove late list
Christy Philip L	2012	0	1.38	0	0	0	remove late list
Cibrian Kathy	2012	0	44.43	0	0	105.00	pers prop billed
Clark Allen W.	2012	0	2.61	0	0	0	remove late list
Clark Milton Stuart	2012	0	123.06	0	0	0	remove late list
Clayton Alvis Brian	2012	0	2.01	0	0	0	remove late list
Clayton Alvis Brian	2012	0	0.08	0	0	0	remove late list
Clegg Richard W	2012	0	3.21	0	0	0	remove late list
Clegg Richard W	2012	0	0.08	0	0	0	remove late list
Clegg Richard W	2012	0	12.25	0	0	0	remove late list
Clegg Richard W	2012	0	0.08	0	0	0	remove late list
Clegg Richard W	2012	0	2.38	0	0	0	remove late list
Clegg Richard W	2012	0	0.08	0	0	0	remove late list
Cleveland Rose M	2012	0	4.80	0	0	0	remove late list
Cmb Heirs LLC	2012	0	4.18	0	0	0	remove late list
Coca Cola Company The	2012	0	88.83	0	0	0	pers prop billed
Coca Cola Company The	2012	0	61.56	0	0	0	correct value
Coghill Richard A	2012	0	1.56	0	0	0	remove late list
Coghill Richard A	2012	0	0.08	0	0	0	remove late list
Cole James E	2012	0	0.43	0	0	0	remove late list
Cole James E	2012	0	0.08	0	0	0	remove late list
Coleman Linda H	2012	0	4.30	0	0	0	remove late list
Collins Cheryl	2012	0	5.27	0	0	0	remove late list
Collins Cheryl	2012	0	4.44	0	0	0	remove late list
Collins Cheryl	2012	0	0.25	0	0	0	remove late list
Commee Michael	2012	0	4.04	0	0	0	remove late list
Commee Michael	2012	0	0.08	0	0	0	remove late list
Condrey Donald	2012	0	2.73	0	0	0	remove late list

Taxpayer Name	TAX YR	REAL	PERSONAL	MOTOR VEHICLE	MV FEE	SOLID WASTE FEE	REASON
Cook Joyce Pittman	2012	0	3.52	0	0	0	remove late list
Cook Shirley	2012	0	4.35	0	0	0	remove late list
Coppock Gary C	2012	0	6.04	0	0	0	remove late list
Coppock Gary C	2012	0	0.08	0	0	0	remove late list
Cordell James M	2012	0	2.54	0	0	0	remove late list
Cordell James M	2012	0	0.14	0	0	0	remove late list
Cotton Terry Tate	2012	0	1.64	0	0	0	remove late list
Cotton Terry Tate	2012	0	0.62	0	0	0	remove late list
Couch Doris T	2012	0	6.02	0	0	0	remove late list
Couch Doris T	2012	0	2.10	0	0	0	remove late list
Couch Doris T	2012	0	1.65	0	0	0	remove late list
Courtney Don	2012	0	16.69	0	0	0	remove late list
Courtney Don	2012	0	0.08	0	0	0	remove late list
Covington Marian Patrice	2012	0	3.07	0	0	0	remove late list
Cox Janet Ann	2012	0	15.53	0	0	0	remove late list
Cox Janet Ann	2012	0	0.08	0	0	0	remove late list
Cox Mary Champ	2012	0	7.61	0	0	0	remove late list
Craft Gregory	2012	0	2.75	0	0	0	remove late list
Craft Gregory	2012	0	2.47	0	0	0	remove late list
Craft Gregory	2012	0	5.30	0	0	0	remove late list
Cranz Ida W	2012	0	0.12	0	0	0	remove late list
Cranz Ida W	2012	0	0.78	0	0	0	remove late list
Cranz Ida W	2012	0	0.14	0	0	0	remove late list
Creech Edward S	2012	0	10.77	0	0	0	remove late list
Creech Edward S	2012	0	0.08	0	0	0	remove late list
Creech Edward S	2012	0	2.15	0	0	0	remove late list
Creech Edward S	2012	0	0.08	0	0	0	remove late list
Creech Edward S	2012	0	1.64	0	0	0	remove late list
Creech Edward S	2012	0	4.14	0	0	0	remove late list
Creech Ludie E	2012	0	0.67	0	0	0	remove late list
Creech Ludie E	2012	0	0.08	0	0	0	remove late list
Critcher Darius C	2012	0	6.08	0	0	0	remove late list
Critcher Darius C	2012	0	0.08	0	0	0	remove late list
Crowder Charles W	2012	0	0.74	0	0	0	remove late list
Crowder Charles W	2012	0	0.08	0	0	0	remove late list
Crowder Dexter	2012	0	95.49	0	0	0	pers prop billed
Curtis James	2012	0	13.91	0	0	0	remove late list
Curtis James	2012	0	0.08	0	0	0	remove late list
Cusack Eric	2012	0	11.10	0	0	0	remove late list
Dailey Dennis Joseph	2012	0	1.23	0	0	0	remove late list
Daniel Brian T	2012	0	11.75	0	0	0	remove late list
Daniel Brian T	2012	0	0.08	0	0	0	remove late list
Daniel Clifton	2012	0	9.51	0	0	0	remove late list
Daniel Clifton	2012	0	0.08	0	0	0	remove late list
Daniel Clifton	2012	0	0.41	0	0	0	remove late list
Daniel Eugene Allan	2012	0	3.21	0	0	0	remove late list
Daniel Eugene Allan	2012	0	0.08	0	0	0	remove late list
Daniels Clinton B	2012	0	6.10	0	0	0	remove late list
Davis Harold D	2012	0	10.42	0	0	0	remove late list
Davis Harold D	2012	0	0.14	0	0	0	remove late list
Davis Margaret	2012	0	3.30	0	0	0	remove late list
Davis Marie M	2012	82.20	0	0	0	0	correct value
Davis Marie M	2012	1.08	0	0	0	0	correct value

Taxpayer Name	TAX YR	REAL	PERSONAL	MOTOR VEHICLE	MV FEE	SOLID WASTE FEE	REASON
Davis Marie M	2012	0	34.52	0	0	0	pers prop billed
Davis Marie M	2012	0	14.80	0	0	0	pers prop billed
Davis Shirley A	2012	0	4.44	0	0	0	remove late list
Davis William E	2012	0	0.52	0	0	0	remove late list
Davis William E	2012	0	0.08	0	0	0	remove late list
Day Glenn	2012	0	19.53	0	0	0	remove late list
Dean Allen D	2012	0	4.09	0	0	0	remove late list
Dean Allen D	2012	0	0.08	0	0	0	remove late list
Dean Allen D	2012	0	8.69	0	0	0	remove late list
Dean Allen D	2012	0	0.08	0	0	0	remove late list
Dean Allen D	2012	0	11.07	0	0	0	remove late list
Dean Timothy D	2012	0	4.67	0	0	0	remove late list
Dean Tom M	2012	0	4.64	0	0	0	remove late list
Deans James E Jr	2012	0	6.13	0	0	0	remove late list
Deans James E Jr	2012	0	0.08	0	0	0	remove late list
Deans James E Jr	2012	0	0.63	0	0	0	remove late list
Debnam Mae	2012	90.11	0	0	0	0	foreclosure
Decana-Ramirez Carlos A	2012	0	4.12	0	0	0	remove late list
Decana-Ramirez Carlos A	2012	0	4.12	0	0	0	remove late list
Dement Mary Ann	2012	0	3.30	0	0	0	remove late list
Dempsey William L Iv	2012	0	10.59	0	0	0	remove late list
Dennis Robert Larry	2012	0	4.67	0	0	0	remove late list
Dennis Robert Larry	2012	0	0.08	0	0	0	remove late list
Dennis Robert Larry	2012	0	3.30	0	0	0	remove late list
Desgroux Christian Gerald	2012	0	27.00	0	0	0	remove late list
Diaz Matilde	2012	0	44.43	0	0	105.00	pers prop billed
Diaz Raul	2012	0	93.84	0	0	105.00	pers prop billed
Dibner Mark D	2012	0	3.95	0	0	0	remove late list
Dibner Mark D	2012	0	0.08	0	0	0	remove late list
Dickerson James Stewart	2012	0	2.87	0	0	0	remove late list
Dickerson James Stewart	2012	0	0.08	0	0	0	remove late list
Dickerson Kenneth G	2012	0	1.15	0	0	0	remove late list
Dickerson Kenneth G	2012	0	0.08	0	0	0	remove late list
Dickerson Steve B	2012	0	6.61	0	0	105.00	remove solid was
Divine Habitation Ministries	2012	1224.15	0	0	0	0	religious
Doane Michael L	2012	0	7.34	0	0	0	remove late list
Dodd Charles	2012	0	18.74	0	0	0	remove late list
Dodd Charles	2012	0	0.08	0	0	0	remove late list
Donis Henri Eduardo Escobar	2012	0	60.99	0	0	105.00	pers prop billed
Donis Henry	2012	0	44.43	0	0	105.00	pers prop billed
Dorsey Bernard	2012	0	1.78	0	0	0	remove late list
Dorsey Bernard	2012	0	0.08	0	0	0	remove late list
Dorsey Ronald S	2012	0	0.21	0	0	0	remove late list
Dorsey Ronald S	2012	0	0.08	0	0	0	remove late list
Dover Teresa	2012	0	7.53	0	0	0	remove late list
Dowd Robert	2012	0	3.08	0	0	0	remove late list
Dowd Robert	2012	0	0.08	0	0	0	remove late list
Duke Mary Earp	2012	0	1.23	0	0	0	remove late list
Duncan Robert L	2012	0	3.42	0	0	0	remove late list
Duncan Robert L	2012	0	0.08	0	0	0	remove late list
Duncan Robert L	2012	0	6.96	0	0	0	remove late list
Duncan Robert L	2012	0	0.08	0	0	0	remove late list
Dunston Larry Thomas	2012	0	3.08	0	0	0	remove late list

Taxpayer Name	TAX YR	REAL	PERSONAL	MOTOR VEHICLE	MV FEE	SOLID WASTE FEE	REASON
Dunston Larry Thomas	2012	0	4.80	0	0	0	remove late list
Duval Cas	2012	0	4.23	0	0	0	remove late list
Duval Cas	2012	0	0.08	0	0	0	remove late list
Earp Ronald Anthony	2012	0	2.47	0	0	0	remove late list
Earp Ronald Anthony	2012	0	0.08	0	0	0	remove late list
Easter M Clayton	2012	0	3.70	0	0	0	remove late list
Easter M Clayton	2012	0	0.08	0	0	0	remove late list
Eatmon Don A	2012	0	3.45	0	0	0	remove late list
Eatmon Everette L	2012	0	0	0	0	105.00	remove solid was
Echols Jr Charles	2012	0	0.53	0	0	0	remove late list
Echols Jr Charles	2012	0	0.08	0	0	0	remove late list
Edmonds Charles K	2012	0	3.94	0	0	0	remove late list
Edmonds Charles K	2012	0	0.08	0	0	0	remove late list
Edmonds Charles K	2012	0	0.16	0	0	0	remove late list
Edmonds Charles K	2012	0	0.08	0	0	0	remove late list
Edwards Billy H	2012	0	4.73	0	0	0	remove late list
Edwards Boyd C III	2012	0	1.19	0	0	0	remove late list
Edwards Boyd C III	2012	0	0.08	0	0	0	remove late list
Edwards Charles J	2012	0	0.16	0	0	0	remove late list
Edwards David M Sr	2012	0	0.08	0	0	0	remove late list
Ellington Dolly S	2012	0	3.41	0	0	0	remove late list
Ellington Earl Wayne	2012	0	1.56	0	0	0	remove late list
Ellington Earl Wayne	2012	0	0.08	0	0	0	remove late list
Ellington James B Jr	2012	0	3.88	0	0	0	remove late list
Ellington James B Jr	2012	0	0.08	0	0	0	remove late list
Ellington James B Jr	2012	0	0.25	0	0	0	remove late list
Ellington John K	2012	0	3.64	0	0	0	remove late list
Ellington John K	2012	0	0.08	0	0	0	remove late list
Ellington John K	2012	0	2.28	0	0	0	remove late list
Ellington Ralph G Jr	2012	0	3.92	0	0	0	remove late list
Ellington Ralph G Jr	2012	0	0.08	0	0	0	remove late list
Ellington Robert Hight	2012	0	10.85	0	0	0	remove late list
Ellington Robert Hight	2012	0	0.08	0	0	0	remove late list
Ellington Steven M	2012	0	6.19	0	0	0	remove late list
Ellis Jennifer Jill	2012	0	4.44	0	0	0	remove late list
Ellis Paige E	2012	0	3.75	0	0	0	remove late list
Ellis Paige E	2012	0	0.08	0	0	0	remove late list
Ellis Thomas A	2012	0	13.92	0	0	0	remove late list
Epps Gladys Henderson	2012	0	3.91	0	0	0	remove late list
Epps Wendy	2012	637.76	0	0	0	105.00	correct value
Esslinger Richard	2012	0	113.93	0	0	0	remove late list
Esslinger Richard	2012	0	103.57	0	0	0	pers prop billed
Esslinger Richard	2012	0	103.57	0	0	0	pers prop billed
Etheridge Richard Arthur	2012	0	0.16	0	0	0	remove late list
Etheridge Richard Arthur	2012	0	0.41	0	0	0	remove late list
Etheridge Richard Arthur	2012	0	2.47	0	0	0	remove late list
Evans Angela B	2012	0	8.61	0	0	0	remove late list
Evans Elijah Jr	2012	0	5.47	0	0	0	remove late list
Evans Rachel Sue	2012	0	4.44	0	0	0	remove late list
Evans Wiley E	2012	0	1.64	0	0	0	remove late list
Evans William	2012	0	2.47	0	0	0	pers prop billed
Evans William N	2012	0	12.92	0	0	0	remove late list
Evans William N	2012	0	0.08	0	0	0	remove late list

Taxpayer Name	TAX YR	REAL	PERSONAL	MOTOR VEHICLE	MV FEE	SOLID WASTE FEE	REASON
Falkner Douglas Ashley	2012	0	1.23	0	0	0	remove late list
Falkner Douglas Ashley	2012	0	0.14	0	0	0	remove late list
Farmer Carolyn B	2012	0	0	0	0	105.00	remove solid was
Faulkner Alan Dale	2012	0	4.45	0	0	0	remove late list
Ferebee Curtis W	2012	0	2.98	0	0	0	remove late list
Ferebee Curtis W	2012	0	2.95	0	0	0	remove late list
Ferebee Curtis W	2012	0	6.51	0	0	0	remove late list
Ferguson Bradley J	2012	0	2.22	0	0	0	remove late list
Ferguson Bradley J	2012	0	0.08	0	0	0	remove late list
Ferguson Bradley J	2012	0	8.44	0	0	0	remove late list
Ferguson Bradley J	2012	0	0.08	0	0	0	remove late list
Ferguson Bradley J	2012	0	0.41	0	0	0	remove late list
Ferguson Bradley J	2012	0	1.23	0	0	0	remove late list
Ferrell Sultana G	2012	0	48.87	0	0	105.00	pers prop billed
Fields Clarence Jr	2012	0	4.64	0	0	0	remove late list
Fields Diane	2012	0	4.80	0	0	0	remove late list
Fields Patrick Marcellus	2012	0	62.07	0	0	105.00	pers prop billed
Filicky John J Jr	2012	0	0.74	0	0	0	remove late list
Filicky John J Jr	2012	0	0.08	0	0	0	remove late list
Filicky John J Jr	2012	0	1.15	0	0	0	remove late list
Filicky John J Jr	2012	0	0.08	0	0	0	remove late list
Filicky John J Jr	2012	0	1.23	0	0	0	remove late list
Filicky John J Jr	2012	0	0.08	0	0	0	remove late list
Finch Hal	2012	0	0.25	0	0	0	remove late list
Finch Teddy C	2012	0	1.89	0	0	0	remove late list
Finch Teddy C	2012	0	12.43	0	0	0	remove late list
Finch Teddy C	2012	0	0.08	0	0	0	remove late list
Finch Timothy W	2012	0	12.09	0	0	0	remove late list
Finch Timothy W	2012	0	0.08	0	0	0	remove late list
Fisher James R	2012	0	0.82	0	0	0	remove late list
Fisher Terry Wayne	2012	0	3.76	0	0	0	remove late list
Flanagan Walter Francis	2012	0	315.57	0	0	0	pers prop billed
Flanagan Walter Francis	2012	0	0.90	0	0	0	pers prop billed
Flores Lisa C	2012	0	0	0	0	105.00	remove solid was
Flournoy Robert N Jr	2012	0	19.13	0	0	0	remove late list
Floyd Deloris A	2012	0	3.76	0	0	0	remove late list
Floyd Faye Elaine	2012	0	4.67	0	0	0	remove late list
Foster Alvin	2012	0	1.30	0	0	0	remove late list
Foster Alvin	2012	0	0.08	0	0	0	remove late list
Foster Alvin	2012	0	4.44	0	0	0	remove late list
Foster Haywood Jr	2012	0	4.52	0	0	0	pers prop billed
Foster Leon	2012	0	0.33	0	0	0	remove late list
Foster Leon	2012	0	0.08	0	0	0	remove late list
Foster Leon	2012	0	0.25	0	0	0	remove late list
Foushee Russell A	2012	0	3.62	0	0	0	remove late list
Foushee Russell A	2012	0	0.08	0	0	0	remove late list
Foushee Russell A	2012	0	1.69	0	0	0	remove late list
Foushee Russell A	2012	0	0.08	0	0	0	remove late list
Fowler William A	2012	0	3.63	0	0	0	remove late list
Fowler William A	2012	0	0.08	0	0	0	remove late list
Fox Susan	2012	0	16.75	0	0	0	remove late list
Fox Susan	2012	0	0.08	0	0	0	remove late list
Franklin Thomas W	2012	0	5.48	0	0	0	remove late list

Taxpayer Name	TAX YR	REAL	PERSONAL	MOTOR VEHICLE	MV FEE	SOLID WASTE FEE	REASON
Franklin Thomas W	2012	0	0.08	0	0	0	remove late list
Franklin Thomas W	2012	0	4.44	0	0	0	remove late list
Frazier Richard A	2012	0	8.68	0	0	0	remove late list
Frazier Richard A	2012	0	0.08	0	0	0	remove late list
Frazier Richard A	2012	0	0.33	0	0	0	remove late list
Fred's Towing & Transport Inc	2012	0	2.57	0	0	0	remove late list
Fred's Towing & Transport Inc	2012	0	0.08	0	0	0	remove late list
Fuller Charles G Trustee	2012	0	0.51	0	0	0	remove late list
Fuller Charles G Trustee	2012	0	0.66	0	0	0	remove late list
Fuller Charles G Trustee	2012	0	0.41	0	0	0	remove late list
Fuller Charles G Trustee	2012	0	0.41	0	0	0	remove late list
Fuller Moses R	2012	0	0.33	0	0	0	remove late list
Fuller Moses R	2012	0	0.08	0	0	0	remove late list
G Nelson Enterprises LLC	2012	0	0	0	0	105.00	remove solid was
Gabel Steven L	2012	0	0.25	0	0	0	remove late list
Gabel Steven L	2012	0	36.71	0	0	0	remove late list
Gabel Steven L	2012	0	0.08	0	0	0	remove late list
Gabel Steven L	2012	0	3.33	0	0	0	remove late list
Gallagher Tammy	2012	0	4.09	0	0	0	remove late list
Gallegos Nereyda	2012	0	44.43	0	0	105.00	pers prop billed
Garcia Miguel	2012	0	44.43	0	0	105.00	pers prop billed
Gard Alvin	2012	0	2.10	0	0	0	remove late list
Gard Alvin	2012	0	0.08	0	0	0	remove late list
Gardner William Andrews	2012	0	2.47	0	0	0	pers prop billed
Garrett James M	2012	0	4.12	0	0	0	remove late list
Ge Equip Small Ticket LLC Seri	2012	0	814.34	0	0	0	pers prop billed
Ge Equip Small Ticket LLC Seri	2012	0	16.21	0	0	0	pers prop billed
Ge Equip Small Ticket LLC Seri	2012	0	13.16	0	0	0	pers prop billed
Gee John Franklin	2012	0	32.71	0	0	0	pers prop billed
Gee John Franklin	2012	0	0.82	0	0	0	pers prop billed
Gentile Michael	2012	0	0.76	0	0	0	remove late list
Gerber Daniel B	2012	0	3.70	0	0	0	remove late list
Gerber Daniel B	2012	0	0.08	0	0	0	remove late list
Gillis Earl B	2012	0	6.60	0	0	0	remove late list
Gillis Earl B	2012	0	0.08	0	0	0	remove late list
Glenn Rachel O	2012	0	4.12	0	0	0	remove late list
Godwin Daniel P	2012	0	57.89	0	0	0	remove late list
Godwin Daniel P	2012	0	0.08	0	0	0	remove late list
Gooch Billy Ivan	2012	0	10.34	0	0	0	remove late list
Gooch Billy Ivan	2012	0	0.08	0	0	0	remove late list
Goodwin James O	2012	0	6.15	0	0	0	remove late list
Goodwin James O	2012	0	0.14	0	0	0	remove late list
Gordon James Scott	2012	0	2.38	0	0	0	remove late list
Gordon James Scott	2012	0	0.08	0	0	0	remove late list
Gordon James Scott	2012	0	7.32	0	0	0	remove late list
Gordon James Scott	2012	0	0.08	0	0	0	remove late list
Gordon James Scott	2012	0	1.97	0	0	0	remove late list
Gordon James Scott	2012	0	0.08	0	0	0	remove late list
Gordon James Scott	2012	0	2.06	0	0	0	remove late list
Gordon William Dupree	2012	0	8.96	0	0	0	remove late list
Gordon William Dupree	2012	0	0.08	0	0	0	remove late list
Gordon William Dupree	2012	0	4.24	0	0	0	remove late list
Gordon William Dupree	2012	0	0.08	0	0	0	remove late list

Taxpayer Name	TAX YR	REAL	PERSONAL	MOTOR VEHICLE	MV FEE	SOLID WASTE FEE	REASON
Gormley David R	2012	0	2.70	0	0	0	remove late list
Gormley David R	2012	0	0.08	0	0	0	remove late list
Gormley David R	2012	0	2.38	0	0	0	remove late list
Gormley David R	2012	0	0.08	0	0	0	remove late list
Granger Charles C	2012	0	1.40	0	0	0	remove late list
Granger Charles C	2012	0	0.08	0	0	0	remove late list
Granger Charles C Jr	2012	0	1.62	0	0	0	remove late list
Granger Charles C Jr	2012	0	0.08	0	0	0	remove late list
Gray Augustus C	2012	0	8.14	0	0	0	pers prop billed
Gray Augustus C	2012	0	0.90	0	0	0	pers prop billed
Greenway Charlie Jr Mrs	2012	0	3.70	0	0	0	remove late list
Greenway Charlie Jr Mrs	2012	0	3.70	0	0	0	remove late list
Greenway Charlie Jr Mrs	2012	0	0.25	0	0	0	remove late list
Greenway Glenn D Jr	2012	0	5.24	0	0	0	remove late list
Gregorio Octavio	2012	0	9.38	0	0	0	remove late list
Gregory Edwin D Jr	2012	0	4.07	0	0	0	remove late list
Gregory Edwin D Jr	2012	0	0.08	0	0	0	remove late list
Gregory Edwin D Jr	2012	0	1.50	0	0	0	remove late list
Gregory Tracy W	2012	0	5.16	0	0	0	remove late list
Griffin David E	2012	0	0.30	0	0	0	remove late list
Griffin David E	2012	0	0.08	0	0	0	remove late list
Griffin Gordon L	2012	0	1.36	0	0	0	remove late list
Griffin Gordon L	2012	0	0.08	0	0	0	remove late list
Griffin Henry Allen	2012	0	1.36	0	0	0	remove late list
Griffin Henry Allen	2012	0	0.08	0	0	0	remove late list
Grimes Derek S	2012	0	1.60	0	0	0	remove late list
Grissom Clarence Elmore	2012	0	2.27	0	0	0	remove late list
Grissom Dennis	2012	0	4.41	0	0	0	remove late list
Grissom Dennis	2012	0	0.08	0	0	0	remove late list
Grissom Paul A	2012	0	0.61	0	0	0	remove late list
Grissom Paul A	2012	0	0.08	0	0	0	remove late list
Grissom Stephen T	2012	0	4.44	0	0	0	remove late list
Grissom Terri Pearce	2012	0	4.44	0	0	0	remove late list
Guerra Salomon	2012	0	4.44	0	0	0	remove late list
Guin Daniel W	2012	0	3.30	0	0	0	remove late list
Guin Daniel W	2012	0	0.08	0	0	0	remove late list
Guin Daniel W	2012	0	0.99	0	0	0	remove late list
Gupton Jimmie D	2012	0	24.32	0	0	0	remove late list
Gupton Jimmie D	2012	0	12.80	0	0	0	remove late list
Gupton Jimmie D	2012	0	12.80	0	0	0	remove late list
Gustafson Lynn	2012	0	41.60	0	0	0	correct value
Gustafson Lynn	2012	0	0.08	0	0	0	remove late list
Gwynn Robert Edward	2012	0	40.76	0	0	0	remove late list
Gwynn Robert Edward	2012	0	0.08	0	0	0	remove late list
Haines Betty Hedgepeth	2012	0	2.97	0	0	0	remove late list
Haire Danny	2012	0	3.29	0	0	0	remove late list
Hall Bryon S	2012	0	4.80	0	0	0	remove late list
Hall Marion F	2012	0	56.43	0	0	105.00	pers prop billed
Hancock John H	2012	0	14.26	0	0	0	remove late list
Hansen Charles W	2012	0	8.50	0	0	0	remove late list
Hansen Charles W	2012	0	0.08	0	0	0	remove late list
Hargrove Philanderson	2012	0	10.63	0	0	0	remove late list
Hargrove Ronnie	2012	0	44.43	0	0	105.00	pers prop billed

Taxpayer Name	TAX YR	REAL	PERSONAL	MOTOR VEHICLE	MV FEE	SOLID WASTE FEE	REASON
Hargrove Sean L	2012	0	3.52	0	0	0	remove late list
Harlow David Lee	2012	0	0.68	0	0	0	remove late list
Harrell Ron	2012	0	10.22	0	0	0	remove late list
Harrigan Guy M	2012	0	15.37	0	0	0	remove late list
Harris Alvis Eugene Sr	2012	0	5.41	0	0	0	remove late list
Harris Charles Lee	2012	0	0.25	0	0	0	remove late list
Harris Charles Lee	2012	0	0.25	0	0	0	remove late list
Harris George Ervin	2012	0	0.29	0	0	0	remove late list
Harris George Ervin	2012	0	0.08	0	0	0	remove late list
Harris Jacqueline	2012	0	5.13	0	0	0	remove late list
Harris Jo Ann	2012	0	45.35	0	0	105.00	pers prop billed
Harris John Earl	2012	0	1.43	0	0	0	remove late list
Harris John Earl	2012	0	0.08	0	0	0	remove late list
Harris Lesia	2012	0	4.12	0	0	0	remove late list
Harris Steve	2012	0	44.43	0	0	105.00	pers prop billed
Hart Dorsey F Jr	2012	0	0.08	0	0	0	remove late list
Hart Willard Carrington	2012	0	3.52	0	0	0	remove late list
Harton Joseph C Jr	2012	0	2.38	0	0	0	remove late list
Harton Joseph C Jr	2012	0	0.08	0	0	0	remove late list
Harvell Smitty	2012	0	6.18	0	0	0	remove late list
Harvell Smitty	2012	0	0.08	0	0	0	remove late list
Harward Chris C	2012	0	0.92	0	0	0	remove late list
Harward Chris C	2012	0	0.08	0	0	0	remove late list
Hawkins Joe R & Lucy Heirs	2012	0	0	0	0	200.00	real prop - bill
Hawley Cleveland	2012	0	4.44	0	0	0	remove late list
Hayes Danny L	2012	0	1.97	0	0	0	remove late list
Hayes Danny L	2012	0	0.08	0	0	0	remove late list
Hayes Genevieve	2012	0	4.35	0	0	0	remove late list
Hayes Pamela E	2012	0	5.47	0	0	0	remove late list
Hayes Randy L	2012	0	1.81	0	0	0	remove late list
Hayes Randy L	2012	0	0.08	0	0	0	remove late list
Hayes Reginald Allen	2012	0	0.74	0	0	0	remove late list
Hayes Reginald Allen	2012	0	0.08	0	0	0	remove late list
Hayes Winfred	2012	0	0.53	0	0	0	remove late list
Hayes Winfred	2012	0	0.08	0	0	0	remove late list
Hayes Winfred	2012	0	0.08	0	0	0	remove late list
Haynes Douglas	2012	0	7.65	0	0	0	remove late list
Haynes Grady J III	2012	0	11.02	0	0	0	remove late list
Haynes Grady J III	2012	0	0.08	0	0	0	remove late list
Haynes Tammy L	2012	0	3.30	0	0	0	remove late list
Hearne Jack	2012	0	447.22	0	0	0	pers prop billed
Hearne Jack	2012	0	19.48	0	0	0	pers prop billed
Hearne Jack	2012	0	2005.61	0	0	0	pers prop billed
Hearne Jack	2012	0	0.78	0	0	0	pers prop billed
Hedgepeth John R	2012	0	2.47	0	0	0	remove late list
Hedgepeth John R	2012	0	2.47	0	0	0	remove late list
Hedgepeth Leon	2012	0	2.55	0	0	0	remove late list
Hedgepeth Leon	2012	0	0.14	0	0	0	remove late list
Hedgepeth Nelson R	2012	0	2.14	0	0	0	remove late list
Hedgepeth Nelson R	2012	0	0.08	0	0	0	remove late list
Henderson Annie	2012	0	6.19	0	0	0	remove late list
Henderson Delois	2012	0	3.42	0	0	0	remove late list
Henderson Delois	2012	0	6.10	0	0	0	remove late list

Taxpayer Name	TAX YR	REAL	PERSONAL	MOTOR VEHICLE	MV FEE	SOLID WASTE FEE	REASON
Henderson Edna A	2012	0	1.65	0	0	0	remove late list
Henderson Elsie	2012	0	4.12	0	0	0	remove late list
Henderson Fields LLC	2012	7539.55	0	0	0	0	correct value
Hendricks Pamela L.	2012	0	106.32	0	0	0	adjust val for e
Hermann Robert L	2012	0	0.04	0	0	0	remove late list
Hermann Robert L	2012	0	5.26	0	0	0	remove late list
Hermann Robert L	2012	0	0.08	0	0	0	remove late list
Hernandez Victor	2012	0	44.43	0	0	105.00	pers prop billed
Hester Willanski	2012	0	1.97	0	0	0	remove late list
Hester Willanski	2012	0	0.08	0	0	0	remove late list
Hicks Birdie Ann	2012	0	2.06	0	0	0	remove late list
Hicks Charles H	2012	0	0.58	0	0	0	remove late list
Hicks Clifton N	2012	0	3.76	0	0	0	remove late list
Hicks Thomas	2012	0	8.96	0	0	0	remove late list
Hight Wesley Lee	2012	0	18.86	0	0	0	remove late list
Hight Wesley Lee	2012	0	0.08	0	0	0	remove late list
Hight Wesley Lee	2012	0	8.08	0	0	0	remove late list
Hight Wesley Lee	2012	0	0.08	0	0	0	remove late list
Hilliard David H	2012	0	5.69	0	0	0	remove late list
Hilliard David H	2012	0	0.08	0	0	0	remove late list
Hilliard Edgar W	2012	0	113.44	0	0	0	pers prop billed
Hinsdale Ann T	2012	0	4.69	0	0	0	remove late list
Hinsdale Ann T	2012	0	0.08	0	0	0	remove late list
Hinson Alice	2012	0	4.44	0	0	0	remove late list
Hoagland Gerald B	2012	0	49.12	0	0	0	remove late list
Hoagland Gerald B	2012	0	17.01	0	0	0	remove late list
Hoagland Gerald B	2012	0	21.83	0	0	0	correct value
Hoagland Gerald B	2012	0	7.56	0	0	0	correct value
Hobbs Michael B	2012	0	1.73	0	0	0	remove late list
Hobbs Michael B	2012	0	0.08	0	0	0	remove late list
Hobbs Stanley E	2012	0	3.00	0	0	0	remove late list
Hobbs Stanley E	2012	0	0.08	0	0	0	remove late list
Hobgood Brian R	2012	0	9.10	0	0	0	remove late list
Hobgood Brian R	2012	0	0.08	0	0	0	remove late list
Hobgood Carl Ray	2012	0	10.81	0	0	0	remove late list
Hobgood Carl Ray	2012	0	0.08	0	0	0	remove late list
Hobgood Michael W	2012	3739.82	0	0	0	0	correct value
Hofmann Paul Frederick	2012	0	84.03	0	0	0	pers prop billed
Holder Jay	2012	0	2.61	0	0	0	remove late list
Holland Larry F	2012	0	3.28	0	0	0	remove late list
Holland Larry F	2012	0	0.08	0	0	0	remove late list
Holland Larry F	2012	0	3.00	0	0	0	remove late list
Holland Larry F	2012	0	0.08	0	0	0	remove late list
Holloway Kimberly Chappell	2012	340.20	0	0	0	0	correct value
Honeycutt Ronald G	2012	0	7.52	0	0	0	remove late list
Honeycutt Ronald G	2012	0	0.08	0	0	0	remove late list
Howard Charles M	2012	0	5.37	0	0	0	remove late list
Howard Charles M	2012	0	0.08	0	0	0	remove late list
Howard Charles M	2012	0	0.25	0	0	0	remove late list
Howard Convie Ellis	2012	0	4.44	0	0	0	remove late list
Howell Thomas H	2012	0	0.41	0	0	0	remove late list
Howell Thomas H	2012	0	0.08	0	0	0	remove late list
Hoyle Clay Randall	2012	0	4.76	0	0	0	remove late list

Taxpayer Name	TAX YR	REAL	PERSONAL	MOTOR VEHICLE	MV FEE	SOLID WASTE FEE	REASON
Hoyle Clay Randall	2012	0	0.08	0	0	0	remove late list
Hoyle Jimmy W	2012	0	6.98	0	0	0	remove late list
Hoyle Jimmy W	2012	0	0.08	0	0	0	remove late list
Hoyle Jimmy W	2012	0	0.41	0	0	0	remove late list
Hoyle Robert T	2012	0	1.72	0	0	0	remove late list
Hoyle Robert T	2012	0	0.14	0	0	0	remove late list
Hoyle William	2012	0	2.40	0	0	0	remove late list
Hoyle William	2012	0	0.08	0	0	0	remove late list
Hubbard Robert L Jr	2012	0	5.84	0	0	0	remove late list
Hughes Ben	2012	0	21.87	0	0	0	remove late list
Hughes Danny Thomas	2012	0	21.70	0	0	0	pers prop billed
Hughes Jack H Jr	2012	0	8.23	0	0	0	remove late list
Hughes Jack H Jr	2012	0	0.08	0	0	0	remove late list
Hughes Thomas	2012	0	1.81	0	0	0	remove late list
Hughes Thomas	2012	0	0.08	0	0	0	remove late list
Humphries George Henry Sr	2012	0	7.33	0	0	0	remove late list
Humphries George Henry Sr	2012	0	0.08	0	0	0	remove late list
Humphries Michael	2012	0	3.30	0	0	0	remove late list
Hunt Arthur Thomas	2012	0	7.43	0	0	0	remove late list
Hunt Arthur Thomas	2012	0	0.08	0	0	0	remove late list
Hunt Billy P. & Sheryl	2012	0	16.21	0	0	0	remove late list
Hunt Coy Sr	2012	0	4.36	0	0	0	remove late list
Hunt Coy Sr	2012	0	0.08	0	0	0	remove late list
Hunt Coy Sr	2012	0	3.76	0	0	0	remove late list
Hutcheson J Stanford	2012	0	0.84	0	0	0	remove late list
Hutcheson J Stanford	2012	0	0.08	0	0	0	remove late list
Hutcheson J Stanford	2012	0	2.49	0	0	0	remove late list
Hutcheson J Stanford	2012	0	0.08	0	0	0	remove late list
Inscoe Stanley Lee	2012	0	0.51	0	0	0	remove late list
Inscoe Stanley Lee	2012	0	0.08	0	0	0	remove late list
Ivey Charles M	2012	0	4.04	0	0	0	remove late list
Ivey Charles M	2012	0	0.08	0	0	0	remove late list
Jackson Curtis Edison	2012	0	1.36	0	0	0	remove late list
Jackson Curtis Edison	2012	0	0.08	0	0	0	remove late list
Jackson Edgar S	2012	0	0.12	0	0	0	remove late list
Jackson Edgar S	2012	0	1.15	0	0	0	remove late list
Jackson Edgar S	2012	0	0.08	0	0	0	remove late list
Jackson Michael T	2012	0	6.19	0	0	0	remove late list
Jackson Michael T	2012	0	0.08	0	0	0	remove late list
Jackson Noleen	2012	0	44.43	0	0	105.00	pers prop billed
Jacobs Mildred J	2012	0	4.12	0	0	0	remove late list
Janson Harry R Jr	2012	0	2.76	0	0	0	remove late list
Jarrett Steve	2012	0	1.96	0	0	0	remove late list
Jefferson Betty R (Woodard)	2012	0	5.49	0	0	0	remove late list
Jefferson Victor C	2012	0	0.58	0	0	0	remove late list
Jefferson Victor C	2012	0	0.08	0	0	0	remove late list
Jeffreys Vann J	2012	0	14.13	0	0	0	remove late list
Jeffreys Vann J	2012	0	14.13	0	0	0	remove late list
Jeffreys Vann J	2012	0	2.60	0	0	0	remove late list
Jenkins Van Russell	2012	0	8.15	0	0	0	remove late list
Jenkins Van Russell	2012	0	0.08	0	0	0	remove late list
Jimenes Juana	2012	0	44.43	0	0	105.00	pers prop billed
Johnson Darrel	2012	0	51.95	0	0	0	pers prop billed

Taxpayer Name	TAX YR	REAL	PERSONAL	MOTOR VEHICLE	MV FEE	SOLID WASTE FEE	REASON
Johnson Darrel	2012	0	6.84	0	0	0	pers prop billed
Johnson Gerald C	2012	0	3.76	0	0	0	remove late list
Johnson James Ivey	2012	0	2.08	0	0	0	remove late list
Johnson Oscar Shelton	2012	0	0.08	0	0	0	remove late list
Johnson Oscar Shelton	2012	0	0.04	0	0	0	remove late list
Johnson Oscar Shelton	2012	0	1.06	0	0	0	remove late list
Johnson Oscar Shelton	2012	0	0.08	0	0	0	remove late list
Johnson Oscar Shelton	2012	0	0.86	0	0	0	remove late list
Johnson Oscar Shelton	2012	0	0.41	0	0	0	remove late list
Johnson Priscilla	2012	0	13.70	0	0	0	remove late list
Johnson Priscilla	2012	0	0.08	0	0	0	remove late list
Johnson Susan	2012	0	4.67	0	0	0	remove late list
Johnson Wilfort F	2012	0	0.41	0	0	0	remove late list
Johnson Wilfort F	2012	0	0.08	0	0	0	remove late list
Jones James L III	2012	0	5.85	0	0	0	remove late list
Jones James L III	2012	0	0.08	0	0	0	remove late list
Jones James L III	2012	0	1.09	0	0	0	remove late list
Jones James L III	2012	0	0.08	0	0	0	remove late list
Jones James L III	2012	0	0.82	0	0	0	remove late list
Jones John David	2012	0	3.83	0	0	0	remove late list
Jones Kenneth	2012	0	4.78	0	0	0	remove late list
Jones Kenneth	2012	0	0.08	0	0	0	remove late list
Jones Leo	2012	0	4.44	0	0	0	remove late list
Jones Leon	2012	0	4.67	0	0	0	remove late list
Jones Linda Averette	2012	0	0.99	0	0	0	remove late list
Jones Linda Averette	2012	0	0.58	0	0	0	remove late list
Jones Lucy H	2012	0	2.47	0	0	0	remove late list
Jones Mary D	2012	0	1.88	0	0	0	remove late list
Jones Robert W	2012	0	41.10	0	0	0	remove late list
Jones Robert W	2012	0	0.41	0	0	0	remove late list
Jones Robert W	2012	0	36.99	0	0	0	correct value
Jordan William	2012	0	6.17	0	0	0	pers prop billed
Kearney Joseph Lee	2012	0	0.82	0	0	0	remove late list
Keeton Marshall D Jr	2012	563.81	0	0	0	105.00	correct value
Keeton Marshall D Jr	2012	0	1.89	0	0	0	remove late list
Keeton Marshall D Jr	2012	0	0.08	0	0	0	remove late list
Keeton Marshall D Jr	2012	0	1.89	0	0	0	remove late list
Kelly James K	2012	0	2.53	0	0	0	remove late list
Kennedy Keith A	2012	0	12.29	0	0	0	remove late list
Kennedy Keith A	2012	0	0.08	0	0	0	remove late list
Kerley Leonard R Jr	2012	0	0.74	0	0	0	remove late list
Kerley Leonard R Jr	2012	0	0.08	0	0	0	remove late list
Kerley Leonard R Jr	2012	0	0.41	0	0	0	remove late list
Kerley Robert	2012	0	1.62	0	0	0	remove late list
Kerley Robert	2012	0	0.08	0	0	0	remove late list
Kincaid Cathy M	2012	0	1.75	0	0	0	remove late list
Kincaid Cathy M	2012	0	0.14	0	0	0	remove late list
King Willis Eugene	2012	0	1.15	0	0	0	remove late list
King Willis Eugene	2012	0	0.08	0	0	0	remove late list
Kirkland George F III	2012	0	13.97	0	0	0	remove late list
Knowlson Kyle	2012	0	4.14	0	0	0	remove late list
Koptish Allan	2012	0	11.74	0	0	0	remove late list
Kornegay Cynthia L	2012	0	3.62	0	0	0	remove late list

Taxpayer Name	TAX YR	REAL	PERSONAL	MOTOR VEHICLE	MV FEE	SOLID WASTE FEE	REASON
Kornegay Cynthia L	2012	0	0.08	0	0	0	remove late list
Kornegay Cynthia L	2012	0	5.16	0	0	0	remove late list
Kurz Charles M	2012	369.90	0	0	0	0	correct ownershi
Kurz Charles Michael	2012	0	314.04	0	0	0	correct value
Lamb Janet	2012	0	7.56	0	0	0	remove late list
Langley George D	2012	0	10.81	0	0	0	remove late list
Langley George D	2012	0	0.08	0	0	0	remove late list
Larson Eugene L	2012	0	157.90	0	0	0	pers prop billed
Larson Scott	2012	0	5.29	0	0	0	remove late list
Lassiter-Bramigk Linda D	2012	0	2.54	0	0	0	remove late list
Lawing James R Jr	2012	0	1.68	0	0	0	remove late list
Lawson Furnie L Jr	2012	0	6.58	0	0	0	remove late list
Leahy Joseph B	2012	0	26.47	0	0	0	pers prop billed
Lee Walter G	2012	0	61.49	0	0	0	pers prop billed
Lee Walter G	2012	0	0.90	0	0	0	pers prop billed
Leithead David H	2012	0	5.41	0	0	0	remove late list
Leithead David H	2012	0	0.08	0	0	0	remove late list
Lemons William T	2012	0	2.43	0	0	0	remove late list
Leon Arnulfo Balderas	2012	0	46.85	0	0	0	pers prop billed
Leonard Michael E	2012	0	2.18	0	0	0	remove late list
Lestourgeon William	2012	0	2.94	0	0	0	remove late list
Lestourgeon William	2012	0	0.08	0	0	0	remove late list
Lewis Caroline A	2012	0	46.26	0	0	0	correct value
Lewis Paul Henry	2012	0	6.25	0	0	0	remove late list
Lifsey Andrew C	2012	0	7.89	0	0	0	remove late list
Lifsey Andrew C	2012	0	0.08	0	0	0	remove late list
Lifsey Andrew C	2012	0	5.12	0	0	0	remove late list
Lifsey Andrew C	2012	0	0.08	0	0	0	remove late list
Lifsey Andrew C	2012	0	4.08	0	0	0	remove late list
Lifsey Andrew C	2012	0	1.61	0	0	0	remove late list
Ligon Paul Edward Jr	2012	0	5.77	0	0	0	remove late list
Ligon Paul Edward Jr	2012	0	0.08	0	0	0	remove late list
Ligon Paul Edward Jr	2012	0	3.30	0	0	0	remove late list
Ligon Paul Edward Jr	2012	0	2.47	0	0	0	correct value
Ligon Paul Edward Jr	2012	0	1.23	0	0	0	remove late list
Limer Michael R	2012	0	6.77	0	0	0	remove late list
Limer Michael R	2012	0	6.54	0	0	0	remove late list
Limer Properties LLC	2012	57.54	0	0	0	0	correct value
Liverman Thomas	2012	0	8.45	0	0	0	remove late list
Loiseau Michael R	2012	0	1.76	0	0	0	remove late list
Loiseau Michael R	2012	0	0.08	0	0	0	remove late list
Longmire Brenda	2012	0	48.87	0	0	105.00	pers prop billed
Lopez Eusebio	2012	0	44.43	0	0	105.00	pers prop billed
Lowry Samuel E	2012	0	1.97	0	0	0	remove late list
Lowry Samuel E	2012	0	0.04	0	0	0	remove late list
Lunsford Danny James	2012	0	55.01	0	0	105.00	pers prop billed
Macdonald John L	2012	0	8.84	0	0	0	remove late list
Manning James M	2012	0	0.33	0	0	0	remove late list
Manning James M	2012	0	0.08	0	0	0	remove late list
Manning James M	2012	0	4.44	0	0	0	remove late list
Marable Barry L	2012	0	1.36	0	0	0	remove late list
Marks Benjamin G III	2012	0	7.56	0	0	0	remove late list
Marks Benjamin G III	2012	0	0.08	0	0	0	remove late list

Taxpayer Name	TAX YR	REAL	PERSONAL	MOTOR VEHICLE	MV FEE	SOLID WASTE FEE	REASON
Marlin Leasing Corp.	2012	0	198.64	0	0	0	correct value
Marlin Leasing Corp.	2012	0	0.38	0	0	0	correct value
Marlin Leasing Corp.	2012	0	0.11	0	0	0	correct value
Marlin Leasing Corp.	2012	0	206.39	0	0	0	correct value
Marlin Leasing Corp.	2012	0	0.38	0	0	0	correct value
Marlow Steven	2012	0	13.30	0	0	0	remove late list
Marlow Steven	2012	0	0.08	0	0	0	remove late list
Marlow Steven	2012	0	3.30	0	0	0	remove late list
Marlow Steven	2012	0	1.78	0	0	0	remove late list
Marlow Steven	2012	0	0.84	0	0	0	remove late list
Marshall Richard P	2012	0	57.51	0	0	0	pers prop billed
Marshall Richard P	2012	0	0.90	0	0	0	pers prop billed
Marshall Richard P	2012	0	15.15	0	0	0	pers prop billed
Marshburn Horace W	2012	0	1.97	0	0	0	remove late list
Marshburn Horace W	2012	0	0.08	0	0	0	remove late list
Martin James D.	2012	0	13.97	0	0	0	remove late list
Matthews Brian	2012	0	15.19	0	0	0	remove late list
Matthews Brian	2012	0	5.84	0	0	0	remove late list
Matthews F R Jr	2012	0	1.38	0	0	0	remove late list
Matthews Raymond Lewis	2012	0	8.22	0	0	0	remove late list
Matthews Warren G	2012	0	0.51	0	0	0	remove late list
Matthews Warren G	2012	0	0.51	0	0	0	remove late list
Matthews Warren G	2012	0	1.60	0	0	0	remove late list
Matthews Warren G	2012	0	1.03	0	0	0	remove late list
Mazus Stephen E	2012	0	23.79	0	0	0	correct value
Mcbride Jack Marvin Jr	2012	0	5.50	0	0	0	remove late list
Mcclanahan Clifton C	2012	0	8.80	0	0	0	remove late list
Mcclanahan Clifton C	2012	0	0.08	0	0	0	remove late list
Mccowan Anne L	2012	0	5.76	0	0	0	remove late list
Mccowan Anne L	2012	0	0.08	0	0	0	remove late list
Mccowan Kimberly	2012	0	8.73	0	0	0	remove late list
Mccowan Kimberly	2012	0	0.08	0	0	0	remove late list
Mcdowell Robert M Jr	2012	0	0.58	0	0	0	remove late list
Mcdowell Robert M Jr	2012	0	0.08	0	0	0	remove late list
Mcfaddin Everett D	2012	0	0.15	0	0	0	remove late list
Mcfaddin Everett D	2012	0	0.41	0	0	0	remove late list
Mcfaddin Everett D	2012	0	0.41	0	0	0	remove late list
Meekins Jane C	2012	0	2.61	0	0	0	remove late list
Miller Douglas K	2012	0	4.01	0	0	0	remove late list
Miller Frank G	2012	0	4.29	0	0	0	remove late list
Miller Frank G	2012	0	0.08	0	0	0	remove late list
Miller Frank G	2012	0	6.28	0	0	0	remove late list
Miller Frank G	2012	0	0.08	0	0	0	remove late list
Miller Sr Charles T	2012	0	8.74	0	0	0	remove late list
Miller Sr Charles T	2012	0	0.08	0	0	0	remove late list
Minish Robert Brian	2012	0	3.37	0	0	0	remove late list
Minish Robert Brian	2012	0	0.08	0	0	0	remove late list
Mitchell Kwame P	2012	0	5.49	0	0	0	remove late list
Mojica Dalila Valle	2012	0	44.43	0	0	105.00	pers prop billed
Montague Jr P Paul	2012	0	23.18	0	0	0	remove late list
Montague Jr P Paul	2012	0	0.08	0	0	0	remove late list
Montague Jr P Paul	2012	0	6.35	0	0	0	remove late list
Montague Jr P Paul	2012	0	0.08	0	0	0	remove late list

Taxpayer Name	TAX YR	REAL	PERSONAL	MOTOR VEHICLE	MV FEE	SOLID WASTE FEE	REASON
Moody Gerald A	2012	0	1.83	0	0	0	remove late list
Moody Gerald A	2012	0	0.08	0	0	0	remove late list
Moore Jr Gilbert L	2012	0	5.91	0	0	0	remove late list
Moore Jr Gilbert L	2012	0	0.08	0	0	0	remove late list
Moore Tracy	2012	0	4.44	0	0	0	remove late list
Morado Noberto	2012	0	67.09	0	0	105.00	pers prop billed
Morado Noberto	2012	0	44.43	0	0	105.00	pers prop billed
Moran Donald R	2012	0	10.77	0	0	0	remove late list
Moran Donald R	2012	0	0.08	0	0	0	remove late list
Moran Donald R	2012	0	1.89	0	0	0	remove late list
Moran Donald R	2012	0	1.89	0	0	0	remove late list
Morgan Merri	2012	0	26.70	0	0	0	remove late list
Morris Joe Louis	2012	0	4.44	0	0	0	remove late list
Morrow Walter Claython	2012	0	9.38	0	0	0	remove late list
Mosley Michael J	2012	0	3.62	0	0	0	remove late list
Mosley Michael J	2012	0	3.96	0	0	0	remove late list
Moss Arch Daniel	2012	0	0.65	0	0	0	remove late list
Moss Arch Daniel	2012	0	0.08	0	0	0	remove late list
Moss Glenn R Jr	2012	0	13.38	0	0	0	remove late list
Moss Glenn R Jr	2012	0	0.08	0	0	0	remove late list
Moss Tollie Allan	2012	0	12.95	0	0	0	remove late list
Moss Tollie Allan	2012	0	1.48	0	0	0	remove late list
Moss William Paul	2012	0	2.63	0	0	0	remove late list
Murphy Edward K Jr	2012	0	0.25	0	0	0	remove late list
Murphy Keith	2012	0	3.12	0	0	0	remove late list
Murray Katherine	2012	0	4.49	0	0	0	remove late list
Mustian William V	2012	0	6.69	0	0	0	remove late list
Myers Robert J	2012	0	6.84	0	0	0	remove late list
Nason Wayne	2012	0	7.93	0	0	0	remove late list
Neal Barbara Allen	2012	0	3.08	0	0	0	remove late list
Neal Shawanda	2012	0	6.04	0	0	0	remove late list
Newell Paul R.	2012	0	3.47	0	0	0	remove late list
Newell Paul R.	2012	0	0.08	0	0	0	remove late list
Newton Johnnie E Jr	2012	0	5.95	0	0	0	remove late list
Newton Johnnie E Jr	2012	0	0.14	0	0	0	remove late list
Newton Michelle	2012	0	4.44	0	0	0	remove late list
Newton Nellie H	2012	0	7.51	0	0	0	remove late list
Newton Nellie H	2012	0	0.08	0	0	0	remove late list
Newton Robert L	2012	0	11.01	0	0	0	remove late list
Newton Robert L	2012	0	0.08	0	0	0	remove late list
Nmhg Financial Services Inc.	2012	0	398.65	0	0	0	pers prop billed
Nordan Helen	2012	0	4.12	0	0	0	remove late list
Norwood Charlie T Jr	2012	0	1.76	0	0	0	remove late list
Norwood Charlie T Jr	2012	0	0.08	0	0	0	remove late list
Norwood Gary L	2012	0	4.44	0	0	105.00	remove solid was
Norwood Judy	2012	0	0.27	0	0	0	remove late list
Norwood Judy	2012	0	0.14	0	0	0	remove late list
Nunnery Glenn A	2012	0	7.48	0	0	0	remove late list
Nunnery Glenn A	2012	0	0.08	0	0	0	remove late list
Oakes Alvin Craig	2012	0	1.61	0	0	0	remove late list
Oakes Alvin Craig	2012	0	0.14	0	0	0	remove late list
Ormond William L	2012	0	5.47	0	0	0	remove late list
Ortega Maria	2012	0	36.26	0	0	105.00	pers prop billed

Taxpayer Name	TAX YR	REAL	PERSONAL	MOTOR VEHICLE	MV FEE	SOLID WASTE FEE	REASON
Outland Carl R	2012	0	1.69	0	0	0	remove late list
Outland Carl R	2012	0	0.08	0	0	0	remove late list
Overby Robert Lee	2012	0	3.30	0	0	0	remove late list
Overby Robin	2012	0	1.81	0	0	0	remove late list
Overby Robin	2012	0	0.08	0	0	0	remove late list
Overby Viola Harris	2012	0	4.64	0	0	0	remove late list
Overton C T Jr	2012	0	0.29	0	0	0	remove late list
Overton C T Jr	2012	0	0.08	0	0	0	remove late list
Overton C T Jr	2012	0	0.29	0	0	0	remove late list
Overton C T Jr	2012	0	0.08	0	0	0	remove late list
Overton Michael R.	2012	0	5.14	0	0	0	remove late list
Overton Michael R.	2012	0	1.89	0	0	0	remove late list
Overton Michael R.	2012	0	1.89	0	0	0	remove late list
Owen Michael C	2012	0	3.30	0	0	0	remove late list
Owens Ralph	2012	0	13.17	0	0	0	remove late list
Owens Ralph	2012	0	0.08	0	0	0	remove late list
Oxendine Randolph	2012	0	5.97	0	0	0	remove late list
Oxendine Randolph	2012	0	0.08	0	0	0	remove late list
Oxendine Randolph	2012	0	7.05	0	0	0	remove late list
Panzik James J	2012	0	0.83	0	0	0	remove late list
Panzik James J	2012	0	0.08	0	0	0	remove late list
Parham Charles R	2012	0	28.36	0	0	0	remove late list
Parham Charles R	2012	0	0.08	0	0	0	remove late list
Parham Emma L Heirs	2012	84.85	0	0	0	105.00	foreclosure
Parker David J	2012	0	27.24	0	0	0	remove late list
Parker David J	2012	0	0.08	0	0	0	remove late list
Parker David J	2012	0	5.81	0	0	0	remove late list
Parker David J	2012	0	0.08	0	0	0	remove late list
Parker David J	2012	0	5.16	0	0	0	remove late list
Parker David J	2012	0	4.44	0	0	0	remove late list
Parker David J	2012	0	4.53	0	0	0	remove late list
Parker David J	2012	0	4.83	0	0	0	remove late list
Parrent Tom	2012	0	28.61	0	0	0	remove late list
Parrish Donna	2012	0	4.44	0	0	0	remove late list
Parrish Ginger	2012	0	44.43	0	0	105.00	pers prop billed
Parrish Lee Roy	2012	0	9.36	0	0	0	remove late list
Parrish Lee Roy	2012	0	0.14	0	0	0	remove late list
Parrish Willie	2012	0	9.52	0	0	0	remove late list
Parrish Willie	2012	0	0.08	0	0	0	remove late list
Paschall Clifton Dennis	2012	0	2.47	0	0	0	pers prop billed
Patterson Gregory T	2012	0	0.69	0	0	0	remove late list
Patterson Gregory T	2012	0	3.42	0	0	0	remove late list
Patterson Gregory T	2012	0	1.36	0	0	0	remove late list
Patterson Gregory T	2012	0	0.08	0	0	0	remove late list
Patterson Gregory T	2012	0	0.41	0	0	0	remove late list
Patterson Jerry M	2012	0	4.39	0	0	0	remove late list
Patterson Jerry M	2012	0	0.08	0	0	0	remove late list
Paynter Arthur	2012	0	14.64	0	0	0	remove late list
Paynter Arthur	2012	0	0.08	0	0	0	remove late list
Paynter Brian Ray	2012	0	5.34	0	0	0	remove late list
Paynter Brian Ray	2012	0	0.08	0	0	0	remove late list
Paynter Brian Ray	2012	0	3.29	0	0	0	remove late list
Paynter George R	2012	0	3.59	0	0	0	remove late list

Taxpayer Name	TAX YR	REAL	PERSONAL	MOTOR VEHICLE	MV FEE	SOLID WASTE FEE	REASON
Paynter George R	2012	0	0.08	0	0	0	remove late list
Paynter Robbie C	2012	0	1.77	0	0	0	remove late list
Paynter Robbie C	2012	0	0.08	0	0	0	remove late list
Paynter Sharon R	2012	0	1.61	0	0	0	remove late list
Pearson Thomas A	2012	0	4.29	0	0	0	remove late list
Pearson Thomas A	2012	0	0.08	0	0	0	remove late list
Pegram Linda S	2012	0	3.10	0	0	0	remove late list
Pegram Linda S	2012	0	0.08	0	0	0	remove late list
Pendergrass Delores	2012	0.01	0	0	0	105.00	remove solid was
Pendergrass John A	2012	0	0.25	0	0	0	remove late list
Pendergrass John A	2012	0	0.25	0	0	0	remove late list
Pendergrass John A	2012	0	0.25	0	0	0	remove late list
Pendergrass John A	2012	0	0.82	0	0	0	remove late list
Pendergrass John A	2012	0	0.82	0	0	0	remove late list
Pendergrass Sandy S.	2012	118.74	0	0	0	105.00	remove solid was
Pennington Wade V	2012	0	49.28	0	0	0	pers prop billed
Pennington Wade V	2012	0	12.47	0	0	0	pers prop billed
Pergerson Jr James L	2012	0	13.83	0	0	0	remove late list
Pergerson Jr James L	2012	0	0.08	0	0	0	remove late list
Perog Richard	2012	0	14.81	0	0	0	remove late list
Perra Robert	2012	0	2.74	0	0	0	remove late list
Perra Robert	2012	0	0.08	0	0	0	remove late list
Perry George T Jr	2012	0	2.09	0	0	0	remove late list
Perry George T Jr	2012	0	0.08	0	0	0	remove late list
Perry Gloria Diane	2012	0	2.22	0	0	0	remove late list
Perry Howard Sr	2012	0	4.44	0	0	0	remove late list
Perry Sharon Elam	2012	0	6.36	0	0	0	remove late list
Perry Stella T	2012	0	3.52	0	0	0	remove late list
Perry Wanda C	2012	0	2.46	0	0	0	remove late list
Perry William E	2012	0	3.49	0	0	0	remove late list
Perry William E	2012	0	0.08	0	0	0	remove late list
Perry William E	2012	0	1.64	0	0	0	remove late list
Perry William E	2012	0	1.64	0	0	0	remove late list
Perry Willie Sr	2012	0	44.43	0	0	105.00	pers prop billed
Person Shirley Lemnette	2012	0	5.49	0	0	0	remove late list
Peters Lois C	2012	0	0.66	0	0	0	remove late list
Phillips Pamela Spence	2012	0	11.68	0	0	0	remove late list
Phillips Pamela Spence	2012	0	0.08	0	0	0	remove late list
Phillips Thomas W	2012	0	2.57	0	0	0	remove late list
Phillips Thomas W	2012	0	0.08	0	0	0	remove late list
Phillips Thomas W	2012	0	0.43	0	0	0	remove late list
Phillips Thomas W	2012	0	0.08	0	0	0	remove late list
Pickett Richard C	2012	0	2.03	0	0	0	remove late list
Pickett Richard C	2012	0	0.08	0	0	0	remove late list
Pierce George C	2012	0	7.84	0	0	0	remove late list
Pierce George C	2012	0	0.08	0	0	0	remove late list
Pierce George C	2012	0	3.76	0	0	0	remove late list
Pierce George C	2012	0	0.08	0	0	0	remove late list
Pierce Steven B	2012	0	1.07	0	0	0	remove late list
Pierce Steven B	2012	0	0.08	0	0	0	remove late list
Pimentel Stanley A	2012	0	4.78	0	0	0	remove late list
Pimentel Stanley A	2012	0	0.08	0	0	0	remove late list
Pittman Judith B	2012	0	3.30	0	0	0	remove late list

Taxpayer Name	TAX YR	REAL	PERSONAL	MOTOR VEHICLE	MV FEE	SOLID WASTE FEE	REASON
Pittman Ricky D	2012	0	1.97	0	0	0	remove late list
Pittman Ricky D	2012	0	0.08	0	0	0	remove late list
Pittman Ricky D	2012	0	8.99	0	0	0	remove late list
Pittman Ricky D	2012	0	0.08	0	0	0	remove late list
Pittman Ricky D	2012	0	1.93	0	0	0	remove late list
Platz Dean Alan	2012	0	20.26	0	0	0	pers prop billed
Ponce Jose	2012	0	44.43	0	0	105.00	pers prop billed
Pope Dan	2012	0	4.62	0	0	0	remove late list
Porter John B	2012	0	0.14	0	0	0	remove late list
Porter John B	2012	0	0.25	0	0	0	remove late list
Porter John B	2012	0	0.25	0	0	0	remove late list
Powell Hubert R & Betty J	2012	0	9.69	0	0	0	remove late list
Powell Hubert R & Betty J	2012	0	0.08	0	0	0	remove late list
Poythress Grace B.	2012	939.10	0	0	0	0	adjust val for e
Poythress Jr Joseph	2012	0	0.35	0	0	0	remove late list
Poythress Jr Joseph	2012	0	0.08	0	0	0	remove late list
Premier Investments	2012	0	5.16	0	0	0	remove late list
Pulley Gary Allen	2012	0	3.30	0	0	0	remove late list
Pulley Jimmy D	2012	438.68	0	0	0	0	correct value
Pulley Jimmy D	2012	195.49	0	0	0	0	correct value
Railey Carlton W	2012	0	5.47	0	0	0	remove late list
Ray Donald	2012	0	16.23	0	0	0	remove late list
Raymond Robert E	2012	0	6.26	0	0	0	remove late list
Reaves Charles T	2012	0	3.30	0	0	0	remove late list
Recher William L	2012	0	9.08	0	0	0	remove late list
Recher William L	2012	0	0.08	0	0	0	remove late list
Redding Thomas A	2012	0	7.58	0	0	0	remove late list
Redding Thomas A	2012	0	0.08	0	0	0	remove late list
Redding Thomas A	2012	0	1.36	0	0	0	remove late list
Redding Thomas A	2012	0	0.08	0	0	0	remove late list
Reed Mary	2012	0	17.18	0	0	0	pers prop billed
Reed Mary	2012	0	0.90	0	0	0	pers prop billed
Reed William	2012	0	0.41	0	0	0	remove late list
Reed William	2012	0	0.08	0	0	0	remove late list
Reed William	2012	0	48.87	0	0	105.00	pers prop billed
Reese James P	2012	0	3.92	0	0	0	remove late list
Reese James P	2012	0	0.08	0	0	0	remove late list
Reese Morris E	2012	0	0.85	0	0	0	remove late list
Reese Morris E	2012	0	0.08	0	0	0	remove late list
Reese Richard David	2012	0	4.15	0	0	0	remove late list
Reese Richard David	2012	0	0.08	0	0	0	remove late list
Reeves James F	2012	0	12.34	0	0	0	remove late list
Reeves James F	2012	0	0.08	0	0	0	remove late list
Reeves James F	2012	0	23.92	0	0	0	remove late list
Reeves James F	2012	0	0.08	0	0	0	remove late list
Reeves James F	2012	0	3.08	0	0	0	remove late list
Reid Juanita	2012	0	10.14	0	0	0	remove late list
Renn Douglas M	2012	0	1.43	0	0	0	remove late list
Renn Douglas M	2012	0	0.08	0	0	0	remove late list
Renn Ruth B	2012	0	7.89	0	0	0	remove late list
Restaurant Liquid Services LLC	2012	0	18.17	0	0	0	pers prop billed
Rice Frances M	2012	0	8.08	0	0	0	remove late list
Rice Sr Benjamin M	2012	0	9.52	0	0	0	remove late list

Taxpayer Name	TAX YR	REAL	PERSONAL	MOTOR VEHICLE	MV FEE	SOLID WASTE FEE	REASON
Rice Sr Benjamin M	2012	0	0.08	0	0	0	remove late list
Richards Billy R	2012	0	3.83	0	0	0	remove late list
Richards Billy R	2012	0	0.08	0	0	0	remove late list
Richards Billy R	2012	0	2.19	0	0	0	remove late list
Richards Billy R	2012	0	0.08	0	0	0	remove late list
Richards Brian K	2012	0	9.13	0	0	0	remove late list
Richards Brian K	2012	0	0.08	0	0	0	remove late list
Richards Brian K	2012	0	3.08	0	0	0	remove late list
Richards Brian K	2012	0	0.08	0	0	0	remove late list
Richards Brian K	2012	0	0.08	0	0	0	remove late list
Richardson Boyd P Jr	2012	0	1.67	0	0	0	remove late list
Richardson Boyd P Jr	2012	0	0.08	0	0	0	remove late list
Richardson Boyd P Jr	2012	0	4.69	0	0	0	remove late list
Richardson Boyd P Jr	2012	0	0.08	0	0	0	remove late list
Richardson Patricia A	2012	0	4.44	0	0	0	remove late list
Richardson Robin	2012	0	3.20	0	0	0	remove late list
Richardson Robin	2012	0	0.08	0	0	0	remove late list
Richardson Willie M	2012	0	3.52	0	0	0	remove late list
Richey Chris	2012	0	1.36	0	0	0	remove late list
Riddle Tommy D	2012	0	4.10	0	0	0	remove late list
Riggan Randy M	2012	0	4.12	0	0	0	remove late list
Rigsbee Paul R	2012	0	11.99	0	0	0	remove late list
Rigsbee Paul R	2012	0	0.08	0	0	0	remove late list
Rigsbee Paul R	2012	0	2.16	0	0	0	remove late list
Rigsbee Paul R	2012	0	0.08	0	0	0	remove late list
Rigsbee Paul R	2012	0	0.08	0	0	0	remove late list
Riley Anthony L	2012	0	1.43	0	0	0	remove late list
Riley Anthony L	2012	0	0.08	0	0	0	remove late list
Roberson Daniel T	2012	0	6.86	0	0	0	remove late list
Roberson M Thomas	2012	0	1.56	0	0	0	remove late list
Roberson M Thomas	2012	0	0.08	0	0	0	remove late list
Roberson M Thomas	2012	0	8.96	0	0	0	remove late list
Roberson M Thomas	2012	0	0.08	0	0	0	remove late list
Roberson Thomas V	2012	0	4.64	0	0	0	remove late list
Roberson Thomas V	2012	0	0.08	0	0	0	remove late list
Robertson Edwin J	2012	0	0.74	0	0	0	remove late list
Robertson Edwin J	2012	0	0.08	0	0	0	remove late list
Robertson Edwin J	2012	0	0.41	0	0	0	remove late list
Robertson Edwin J	2012	0	0.82	0	0	0	remove late list
Robertson Edwin J	2012	0	0.82	0	0	0	remove late list
Robinson Gloria	2012	0	4.11	0	0	0	remove late list
Robles Laura	2012	0	44.43	0	0	105.00	pers prop billed
Robles Laura	2012	0	44.43	0	0	105.00	pers prop billed
Rogers Samuel R	2012	0	0.41	0	0	0	remove late list
Rogers Tommie L	2012	0	0.70	0	0	0	remove late list
Rogers Tommie L	2012	0	0.08	0	0	0	remove late list
Rosado Gilberto F	2012	0	63.61	0	0	0	pers prop billed
Rosengrant James A	2012	0	4.94	0	0	0	remove late list
Rosson Lloyd G	2012	0	3.62	0	0	0	remove late list
Rosson Lloyd G	2012	0	0.08	0	0	0	remove late list
Rountree Richard A	2012	0	36.82	0	0	0	remove late list
Rowland Bryant Clay	2012	0	7.83	0	0	0	remove late list
Rowland Bryant Clay	2012	0	0.08	0	0	0	remove late list

Taxpayer Name	TAX YR	REAL	PERSONAL	MOTOR VEHICLE	MV FEE	SOLID WASTE FEE	REASON
Rowland Clay W Jr	2012	0	10.16	0	0	0	remove late list
Rowland Clay W Jr	2012	0	0.08	0	0	0	remove late list
Royster Kimball	2012	0	4.23	0	0	0	remove late list
Royster Kimball	2012	0	0.08	0	0	0	remove late list
Ruggles David A	2012	0	4.11	0	0	0	remove late list
Runkle Jr Richard	2012	0	19.31	0	0	0	remove late list
Russell William T III	2012	0	2.67	0	0	0	remove late list
Russell William T III	2012	0	0.08	0	0	0	remove late list
S & R Properties	2012	0	39.37	0	0	0	remove late list
Sams Jean	2012	0	4.93	0	0	0	remove late list
Sams Jean	2012	0	0.08	0	0	0	remove late list
Sams Jean	2012	0	3.09	0	0	0	remove late list
Sams Jean	2012	0	3.09	0	0	0	remove late list
San Juan Jonathan	2012	0	60.99	0	0	105.00	pers prop billed
Sandler Aaron James	2012	0	3.75	0	0	0	remove late list
Sandlin Dennis L	2012	0	6.75	0	0	0	remove late list
Sandlin Dennis L	2012	0	0.08	0	0	0	remove late list
Sandlin Dennis L	2012	0	7.42	0	0	0	remove late list
Sandlin Dennis L	2012	0	0.08	0	0	0	remove late list
Sandoval Margarita	2012	0	44.43	0	0	105.00	pers prop billed
Sanford Jr Gilbert D	2012	0	4.46	0	0	0	remove late list
Sanford Jr Gilbert D	2012	0	0.08	0	0	0	remove late list
Sanford Kevin Daniel	2012	0	167.69	0	0	0	correct value
Santos Barajas Mariela	2012	0	10.29	0	0	0	remove late list
Santos Barajas Mariela	2012	0	6.86	0	0	0	remove late list
Santos Barajas Mariela	2012	0	5.64	0	0	0	remove late list
Scarlett William F	2012	0	6.93	0	0	0	remove late list
Scarlett William F	2012	0	0.08	0	0	0	remove late list
Schachle Joseph	2012	0	252.88	0	0	0	remove late list
Schachle Joseph	2012	0	252.88	0	0	0	pers prop billed
Schreffler William	2012	0	76.77	0	0	105.00	pers prop billed
Segnere Patrick M	2012	0	6.49	0	0	0	remove late list
Segnere Patrick M	2012	0	1.23	0	0	0	remove late list
Segnere Patrick M	2012	0	1.23	0	0	0	remove late list
Sellars Charles D	2012	5.91	0	0	0	0	correct value
Seneff Melba F	2012	0	3.59	0	0	0	remove late list
Seneff Melba F	2012	0	3.59	0	0	0	remove late list
Sharpe Sara Cydne	2012	0	9.47	0	0	0	remove late list
Sharpe Sara Cydne	2012	0	2.38	0	0	0	remove late list
Sharpe Sara Cydne	2012	0	0.08	0	0	0	remove late list
Shaw George P	2012	0	11.83	0	0	0	remove late list
Shaw George P	2012	0	0.33	0	0	0	remove late list
Shaw George P	2012	0	0.08	0	0	0	remove late list
Shelton Walter Mitchell	2012	0	4.65	0	0	0	remove late list
Shockley Carol T	2012	1685.68	0	0	0	105.00	correct value
Short Eddy L	2012	0	1.97	0	0	0	remove late list
Short Eddy L	2012	0	0.08	0	0	0	remove late list
Slaughter Anita L	2012	0	4.44	0	0	0	remove late list
Slaughter S G	2012	0	1.75	0	0	0	remove late list
Small Stephen	2012	0	27.13	0	0	0	remove late list
Smith Charles	2012	0	6.19	0	0	0	remove late list
Smith George Anderson	2012	0	218.00	0	0	0	pers prop billed
Smith George F Jr	2012	0	15.62	0	0	0	remove late list

Taxpayer Name	TAX YR	REAL	PERSONAL	MOTOR VEHICLE	MV FEE	SOLID WASTE FEE	REASON
Smith Kevin W	2012	0	22.45	0	0	0	remove late list
Smith Kevin W	2012	0	0.08	0	0	0	remove late list
Smith Mark	2012	0	13.73	0	0	0	remove late list
Smith Mark	2012	0	0.08	0	0	0	remove late list
Snyder Jack	2012	0	4.87	0	0	0	remove late list
Snyder Jack	2012	0	0.08	0	0	0	remove late list
Soles John M	2012	0	7.81	0	0	0	remove late list
Soles John M	2012	0	0.08	0	0	0	remove late list
Soles John M	2012	0	0.33	0	0	0	remove late list
Soles John M	2012	0	0.08	0	0	0	remove late list
Solis Erick Garcia	2012	0	44.43	0	0	105.00	pers prop billed
Sosbe Tim	2012	0	15.42	0	0	0	remove late list
Sosbe Tim	2012	0	0.08	0	0	0	remove late list
Southerland Richard	2012	0	3.78	0	0	0	remove late list
Southerland Richard	2012	0	9.83	0	0	0	remove late list
Spencer Willette R	2012	0	4.44	0	0	0	remove late list
Spencer Willette R	2012	0	0.82	0	0	0	remove late list
Sprague David M	2012	0	113.21	0	0	0	remove late list
Sprague David M	2012	0	0.08	0	0	0	remove late list
St James Missionary Baptist	2012	1961.65	0	0	0	0	religious
St James Missionary Baptist	2012	2381.37	0	0	0	0	religious
St James Missionary Baptist	2012	1869.14	0	0	0	0	religious
St James Missionary Baptist	2012	1893.30	0	0	0	0	religious
St John Shannon	2012	0	2.22	0	0	0	remove late list
St John Shannon	2012	0	0.08	0	0	0	remove late list
St Pierre Richard	2012	0	4.06	0	0	0	remove late list
St Pierre Richard	2012	0	0.08	0	0	0	remove late list
Stainback Eric W	2012	0	3.70	0	0	0	remove late list
Stainback Eric W	2012	0	0.08	0	0	0	remove late list
Stainback Sherry Gail	2012	0	19.27	0	0	0	remove late list
Stainback Sherry Gail	2012	0	0.08	0	0	0	remove late list
State Board Of Comm College	2012	0	0.20	0	0	0	correction exemp
State Board Of Comm College	2012	0	3.72	0	0	0	correction exemp
Steagall Christopher S	2012	0	11.37	0	0	0	remove late list
Steagall Christopher S	2012	0	0.08	0	0	0	remove late list
Steagall Christopher S	2012	0	1.23	0	0	0	remove late list
Stevenson Alesia	2012	0	11.83	0	0	0	remove late list
Stevenson Linda F	2012	0	4.52	0	0	0	remove late list
Stevenson Russell W	2012	0	5.37	0	0	0	remove late list
Stevenson Russell W	2012	0	3.52	0	0	0	remove late list
Stevenson Russell W	2012	0	3.30	0	0	0	remove late list
Stevenson Russell W	2012	0	3.30	0	0	0	remove late list
Stevenson Russell W	2012	0	3.76	0	0	0	remove late list
Stevenson Russell W	2012	0	3.30	0	0	0	remove late list
Stokes Lutricia N	2012	0	38.74	0	0	105.00	pers prop billed
Stokes Lutricia N	2012	0	0.01	0	0	0	pers prop billed
Stone James A	2012	0	0.74	0	0	0	remove late list
Stone James A	2012	0	0.08	0	0	0	remove late list
Stone Samuel E	2012	0	4.12	0	0	0	remove late list
Strayhorn Alfred B Jr	2012	0	3.12	0	0	0	remove late list
Strayhorn Roy B Jr	2012	0	2.11	0	0	0	remove late list
Strayhorn Roy B Jr	2012	0	0.08	0	0	0	remove late list
Strickland Drennon C	2012	0	1.46	0	0	0	remove late list

Taxpayer Name	TAX YR	REAL	PERSONAL	MOTOR VEHICLE	MV FEE	SOLID WASTE FEE	REASON
Strickland Drennon C	2012	0	0.08	0	0	0	remove late list
Strickland Wilson D Jr	2012	0	1.07	0	0	0	remove late list
Strickland Wilson D Jr	2012	0	0.08	0	0	0	remove late list
Strickland Wilson D Jr	2012	0	0.25	0	0	0	remove late list
Strickland Wilson D Jr	2012	0	0.25	0	0	0	remove late list
Stroud Barbara E	2012	0	10.35	0	0	0	remove late list
Stroud Barbara E	2012	0	0.08	0	0	0	remove late list
Stroud Barbara E	2012	0	2.88	0	0	0	remove late list
Stroud Barbara E	2012	0	0.08	0	0	0	remove late list
Summers Richard G	2012	0	4.65	0	0	0	remove late list
Swansey John	2012	0	0.82	0	0	0	remove late list
Switzer Glenn R	2012	0	4.07	0	0	0	remove late list
Switzer Glenn R	2012	0	0.08	0	0	0	remove late list
Switzer Glenn R	2012	0	4.72	0	0	0	remove late list
Switzer Glenn R	2012	0	0.08	0	0	0	remove late list
Swonke Kristie	2012	0	4.80	0	0	0	remove late list
Talley George E Jr	2012	0	15.59	0	0	0	remove late list
Tapson Sandra	2012	0	4.80	0	0	0	remove late list
Tart Milton W	2012	0	4.08	0	0	0	remove late list
Tart Milton W	2012	0	0.08	0	0	0	remove late list
Tart Milton W	2012	0	4.44	0	0	0	remove late list
Taylor Arlene	2012	0	44.43	0	0	105.00	pers prop billed
Taylor Joseph G	2012	0	11.75	0	0	0	remove late list
Taylor Joseph G	2012	0	0.08	0	0	0	remove late list
Taylor Larry	2012	0	67.09	0	0	105.00	pers prop billed
Taylor Ulysses A	2012	0	7.98	0	0	0	remove late list
Teiser Robert E	2012	0	6.69	0	0	0	remove late list
Teiser Robert E	2012	0	0.60	0	0	0	remove late list
Teiser Robert E	2012	0	0.08	0	0	0	remove late list
Teiser Robert E	2012	0	0.08	0	0	0	remove late list
Teiser Robert E	2012	0	0.41	0	0	0	remove late list
Teiser Robert E	2012	0	0.41	0	0	0	remove late list
Terry James	2012	0	5.77	0	0	0	remove late list
Terry John III	2012	0	3.30	0	0	0	remove late list
Terry Mark B	2012	0	4.23	0	0	0	remove late list
Terry Pat	2012	0	13.07	0	0	0	remove late list
Tharrington Kathryn Y	2012	0	6.36	0	0	0	remove late list
Thomas Robert L Jr	2012	0	2.50	0	0	0	remove late list
Thomasson Randy W	2012	0	3.25	0	0	0	remove late list
Thomasson Randy W	2012	0	0.08	0	0	0	remove late list
Thomasson Randy W	2012	0	3.67	0	0	0	remove late list
Thompson Montez Blake	2012	0	6.23	0	0	0	remove late list
Thornton Janice P	2012	0	6.19	0	0	0	remove late list
Thornton Lloyd Dean	2012	0	0.84	0	0	0	remove late list
Thornton Lloyd Dean	2012	0	0.08	0	0	0	remove late list
Tillotson Gary W	2012	0	4.34	0	0	0	remove late list
Tillotson Gary W	2012	0	3.62	0	0	0	remove late list
Tillotson Gary W	2012	0	0.41	0	0	0	remove late list
Tillotson Gary W	2012	0	0.82	0	0	0	remove late list
Tingen Norman R	2012	0	3.98	0	0	0	remove late list
Tingen Norman R	2012	0	0.08	0	0	0	remove late list
Tingen Robert R	2012	0	14.30	0	0	0	remove late list
Tingen Robert R	2012	0	0.08	0	0	0	remove late list

Taxpayer Name	TAX YR	REAL	PERSONAL	MOTOR VEHICLE	MV FEE	SOLID WASTE FEE	REASON
Tingen Robert R	2012	0	8.14	0	0	0	remove late list
Tingen Robert R	2012	0	0.08	0	0	0	remove late list
Tippett James C	2012	0	3.94	0	0	0	remove late list
Tippett James C	2012	0	0.08	0	0	0	remove late list
Todd C Glenn	2012	0	3.28	0	0	0	remove late list
Todd C Glenn	2012	0	0.14	0	0	0	remove late list
Todd C Glenn	2012	0	3.42	0	0	0	remove late list
Townes Alliebeth H	2012	0	1.65	0	0	0	remove late list
Towns Macy Ray Jr	2012	0	1.88	0	0	0	remove late list
Towns Randy	2012	0	6.68	0	0	0	remove late list
Townsend Phillip E	2012	0	9.59	0	0	0	remove late list
Townsend Phillip E	2012	0	0.08	0	0	0	remove late list
Towson Benjamin T	2012	0	0.95	0	0	0	remove late list
Towson Benjamin T	2012	0	0.08	0	0	0	remove late list
Towson Benjamin T	2012	0	0.53	0	0	0	remove late list
Towson Benjamin T	2012	0	0.08	0	0	0	remove late list
Triangle Services Group Inc	2012	0	113.18	0	0	0	pers prop billed
Triantaphyllou A C	2012	0	2.47	0	0	0	remove late list
Triantaphyllou A C	2012	0	0.16	0	0	0	remove late list
Tunison Mark A	2012	0	15.94	0	0	0	remove late list
Tunison Mark A	2012	0	0.08	0	0	0	remove late list
Tunstall Thomas D	2012	0	2.29	0	0	0	remove late list
Tunstall Thomas D	2012	0	0.08	0	0	0	remove late list
Tunstall Thomas D	2012	0	2.19	0	0	0	remove late list
Tunstall Thomas D	2012	0	0.08	0	0	0	remove late list
Tunstall Thomas D	2012	0	2.30	0	0	0	remove late list
Turner Cynthia L	2012	0	4.12	0	0	0	remove late list
Twisdale James P	2012	0	3.70	0	0	0	remove late list
Twisdale James P	2012	0	0.08	0	0	0	remove late list
Tysor Michael E	2012	0	5.71	0	0	0	remove late list
Tysor Michael E	2012	0	1.69	0	0	0	remove late list
Us Bank National Association	2012	0	254.12	0	0	0	pers prop billed
Valdeolibar Ivan	2012	0	44.43	0	0	105.00	pers prop billed
Valdes Evelin	2012	0	44.43	0	0	105.00	pers prop billed
Valdes Evelin	2012	0	44.43	0	0	105.00	pers prop billed
Valdez Salvador	2012	0	44.43	0	0	105.00	pers prop billed
Van Schalkwky Pieter	2012	0	1.89	0	0	0	remove late list
Van Schalkwky Pieter	2012	0	0.08	0	0	0	remove late list
Vance County-City Of Henderson	2012	0	0	0	0	105.00	remove solid was
Vance County-City Of Henderson	2012	0	0	0	0	105.00	remove solid was
Vann Aaron Matthew	2012	0	2.97	0	0	0	remove late list
Vanzandt William M	2012	0	11.98	0	0	0	remove late list
Varner Dean A	2012	0	1.15	0	0	0	remove late list
Varner Dean A	2012	0	0.08	0	0	0	remove late list
Varner Dean A	2012	0	2.98	0	0	0	remove late list
Varner Dean A	2012	0	0.08	0	0	0	remove late list
Veldkamp William S	2012	0	5.06	0	0	0	remove late list
Venable Annie Hargrove	2012	0	3.69	0	0	0	remove late list
Venegas Fransco	2012	0	81.28	0	0	105.00	pers prop billed
Verden Deborah	2012	0	48.87	0	0	105.00	pers prop billed
Villalokos Emma Ligeth	2012	0	32.96	0	0	105.00	pers prop billed
W.G.C. Investments Inc.	2012	0	0	0	0	105.00	remove solid was
Wade Theodore L	2012	0	5.59	0	0	0	remove late list

Taxpayer Name	TAX YR	REAL	PERSONAL	MOTOR VEHICLE	MV FEE	SOLID WASTE FEE	REASON
Wade Theodore L	2012	0	0.08	0	0	0	remove late list
Wade Theodore L	2012	0	1.45	0	0	0	remove late list
Walker Clifton J	2012	0	0.33	0	0	0	remove late list
Walker Clifton J	2012	0	0.08	0	0	0	remove late list
Walker Marvin Wayne	2012	0	5.47	0	0	0	remove late list
Walker Wayne	2012	0	44.43	0	0	105.00	pers prop billed
Wallace Tony Carl Jr	2012	175.58	0	0	0	0	correct value
Wallace Tony Carl Jr	2012	175.58	0	0	0	0	correct value
Walters Philemon H	2012	0	8.45	0	0	0	remove late list
Walters Philemon H	2012	0	0.08	0	0	0	remove late list
Warren Tommy R	2012	0	7.39	0	0	0	remove late list
Watkins George Rose	2012	0	4.69	0	0	0	remove late list
Watkins George Rose	2012	0	0.08	0	0	0	remove late list
Watkins John F Jr	2012	0	11.79	0	0	0	remove late list
Watkins John F Jr	2012	0	0.08	0	0	0	remove late list
Watkins John F Jr	2012	0	4.31	0	0	0	remove late list
Watkins John F Jr	2012	0	4.31	0	0	0	remove late list
Watkins Michael Dayle	2012	0	6.91	0	0	0	pers prop billed
Watson Karen E	2012	0	3.76	0	0	0	remove late list
Weaver Layton Wilson	2012	0	2.47	0	0	0	remove late list
Weaver Layton Wilson	2012	0	0.08	0	0	0	remove late list
Weaver Lisa	2012	0	28.85	0	0	0	pers prop billed
Weaver Timothy Wilson	2012	0	195.39	0	0	0	correct value
Weldon Hill Dan	2012	0	6.10	0	0	0	remove late list
Wells Donald Louis	2012	0	4.03	0	0	0	remove late list
Wells Donald Louis	2012	0	0.08	0	0	0	remove late list
Wells Durwood E	2012	0	2.47	0	0	0	pers prop billed
West Bobby Gray	2012	0	3.18	0	0	0	remove late list
West Bobby Gray	2012	0	6.05	0	0	0	remove late list
West Bobby Gray	2012	0	2.07	0	0	0	remove late list
West Bobby Gray	2012	0	1.81	0	0	0	remove late list
West Charles R	2012	0	12.33	0	0	0	pers prop billed
West Earl	2012	0	4.44	0	0	0	remove late list
West Wade Newcomb	2012	0	0.89	0	0	0	remove late list
West Wade Newcomb	2012	0	0.08	0	0	0	remove late list
Wester John P	2012	0	1.56	0	0	0	remove late list
Wester John P	2012	0	0.08	0	0	0	remove late list
Wester Place LLC	2012	0	2.80	0	0	0	remove late list
Wester Place LLC	2012	0	0.08	0	0	0	remove late list
Westwood Kirtland T	2012	0	5.21	0	0	0	remove late list
Westwood Kirtland T	2012	0	0.08	0	0	0	remove late list
Wheeler Susan H	2012	0	4.44	0	0	0	remove late list
Wheeler Troy Calvin	2012	0	1.32	0	0	0	remove late list
Wheeler Troy Calvin	2012	0	3.52	0	0	0	remove late list
Whicker Clifton Jr	2012	0	4.05	0	0	0	remove late list
Whitaker Rick Allen	2012	0	330.06	0	0	0	pers prop billed
White Charles C	2012	0	1.89	0	0	0	remove late list
White James D	2012	0	3.17	0	0	0	remove late list
White James D	2012	0	0.08	0	0	0	remove late list
White John Edwin	2012	0	3.21	0	0	0	remove late list
White John Edwin	2012	0	0.08	0	0	0	remove late list
White Kim	2012	0	6.19	0	0	0	remove late list
White Linwood	2012	0	6.40	0	0	0	remove late list

Taxpayer Name	TAX YR	REAL	PERSONAL	MOTOR VEHICLE	MV FEE	SOLID WASTE FEE	REASON
Whitfield Kent	2012	0	14.60	0	0	0	remove late list
Whitfield Kent	2012	0	0.08	0	0	0	remove late list
Whitt Curt	2012	0	122.33	0	0	0	pers prop billed
Whitt Ricky	2012	0	2.61	0	0	0	remove late list
Whittemore Michael W	2012	0	6.08	0	0	0	remove late list
Whittemore Michael W	2012	0	0.08	0	0	0	remove late list
Wiard Jason K	2012	0	1.15	0	0	0	remove late list
Wiard Jason K	2012	0	0.08	0	0	0	remove late list
Wiggins Dennis Wayne	2012	0	3.76	0	0	0	remove late list
Wiggins Joseph F	2012	0	0.82	0	0	0	remove late list
Wilber Mickey	2012	0	3.12	0	0	0	remove late list
Wilber Mickey	2012	0	0.08	0	0	0	remove late list
Wilder Jeffrey T	2012	0	4.46	0	0	0	remove late list
Wilder Jeffrey T	2012	0	0.08	0	0	0	remove late list
Wilkerson Charlie M Jr	2012	0	0.33	0	0	0	remove late list
Wilkerson Charlie M Jr	2012	0	0.08	0	0	0	remove late list
Wilkerson Charlie M Jr	2012	0	2.04	0	0	0	remove late list
Wilkerson Clora L	2012	0	4.80	0	0	0	remove late list
Wilkerson James Derek	2012	0	3.22	0	0	0	remove late list
Wilkins James F	2012	0	3.63	0	0	0	remove late list
Wilkins James F	2012	0	0.08	0	0	0	remove late list
Wilkins Larry J.	2012	91.69	0	0	0	0	pers prop billed
Wilkins Pamela Jean	2012	0	1.76	0	0	0	remove late list
Will Sean	2012	0	15.94	0	0	0	remove late list
Williams Charles C	2012	0	2.34	0	0	0	remove late list
Williams Douglas A	2012	0	35.10	0	0	0	remove late list
Williams Douglas A	2012	0	0.08	0	0	0	remove late list
Williams Douglas A	2012	0	7.40	0	0	0	remove late list
Williams Douglas A	2012	0	30.79	0	0	0	correct value
Williams Douglas A	2012	0	6.58	0	0	0	correct value
Williams James Gaston B	2012	0	2.88	0	0	0	remove late list
Williams James Gaston B	2012	0	0.08	0	0	0	remove late list
Williams Joshua L	2012	0	2.70	0	0	0	remove late list
Williams Joshua L	2012	0	0.08	0	0	0	remove late list
Williams Lee Roy Jr	2012	0	2.66	0	0	0	remove late list
Williams Lee Roy Jr	2012	0	0.08	0	0	0	remove late list
Williams Lois R	2012	0	0.25	0	0	0	remove late list
Williams Renee	2012	0	3.23	0	0	0	remove late list
Williams Renee	2012	0	0.08	0	0	0	remove late list
Williams Ronald O	2012	0	55.98	0	0	0	pers prop billed
Williams Ronald O	2012	0	3.41	0	0	0	remove late list
Williams Ronald O	2012	0	0.08	0	0	0	remove late list
Wilson Brenda S	2012	0	1.64	0	0	0	remove exemp
Wilson Brenda S	2012	0	0.08	0	0	0	remove late list
Wilson Brenda S	2012	0	4.93	0	0	0	remove late list
Wilson Eric S	2012	0	4.44	0	0	0	remove late list
Wilson Frederick H Jr	2012	0	13.64	0	0	0	remove exemp
Wilson Frederick H Jr	2012	0	0.08	0	0	0	remove late list
Wilson Jr Frederick Hugh	2012	0	2.18	0	0	0	correct situs
Wilson Loretta M	2012	0	4.44	0	0	0	remove late list
Wilson Mary L	2012	0	60.99	0	0	105.00	pers prop billed
Wilson Morris H	2012	0	0.16	0	0	0	remove late list
Wilson Morris H	2012	0	0.08	0	0	0	remove late list

Taxpayer Name	TAX YR	REAL	PERSONAL	MOTOR VEHICLE	MV FEE	SOLID WASTE FEE	REASON
Winslow Dan R	2012	0	11.95	0	0	0	remove late list
Winslow Dan R	2012	0	0.08	0	0	0	remove late list
Winstead Adrian L	2012	0	0.39	0	0	0	remove late list
Winstead Adrian L	2012	0	0.08	0	0	0	remove late list
Wood Freddie L	2012	0	0.95	0	0	0	remove late list
Wood Freddie L	2012	0	0.08	0	0	0	remove late list
Wood Freddie L	2012	0	7.27	0	0	0	remove late list
Wood Margaret	2012	0	41.37	0	0	105.00	pers prop billed
Woodlief Charles H Jr	2012	0	1.15	0	0	0	remove late list
Woodlief Charles H Jr	2012	0	0.08	0	0	0	remove late list
Woodlief Gary L	2012	0	0.33	0	0	0	remove late list
Woodlief Gary L	2012	0	0.58	0	0	0	remove late list
Woodlief Gary L	2012	0	16.19	0	0	0	remove late list
Woodlief Gary L	2012	0	0.08	0	0	0	remove late list
Woodlief Gary L	2012	0	2.01	0	0	0	remove late list
Woodlief Gary L	2012	0	0.08	0	0	0	remove late list
Woodlief Nancy	2012	0	4.44	0	0	0	remove late list
Woodruff Ryan Pierce	2012	0	4.53	0	0	0	remove late list
Woodruff Ryan Pierce	2012	0	0.08	0	0	0	remove late list
Woods Claiborne S III	2012	0	7.86	0	0	0	remove late list
Woods Claiborne S III	2012	0	0.08	0	0	0	remove late list
Word Michael E	2012	0	7.99	0	0	0	remove late list
Word Michael E	2012	0	0.08	0	0	0	remove late list
Word Michael E	2012	0	0.08	0	0	0	remove late list
Wortham Andrew	2012	0	0.82	0	0	0	remove late list
Wrenn Frank T Jr	2012	0	2.72	0	0	0	pers prop billed
Wright Berl O Jr	2012	0	220.26	0	0	0	remove late list
Wright Danny Wade	2012	0	0	0	0	105.00	remove sol was
Wright Ella J	2012	0	60.99	0	0	105.00	pers prop billed
Yancey Katrina	2012	0	4.94	0	0	0	remove late list
Young Leo	2012	0	0.66	0	0	0	remove late list
Young Leo	2012	0	0.66	0	0	0	remove late list
Young Leo	2012	0	0.04	0	0	0	remove late list
Young Leo	2012	0	0.04	0	0	0	remove late list
Young Leo	2012	0	8.32	0	0	0	correct value
Young Leo	2012	0	112.79	0	0	0	correct value
Total		**51,519.18**	**19,995.27**	**7,622.02**	**140.00**	**11,407.50**	
Total Refunds And Releases	**90,683.97**						

GRANVILLE-VANCE DISTRICT HEALTH DEPARTMENT
VANCE COUNTY HEALTH DEPARTMENT REPORT

PROGRAM	SEPTEMBER 1-30, 2012
PRENATAL SERVICES (OB)	**156**
❖ Pregnancy Care Management (OBCM)	86
❖ Postpartum Home Visits	15
❖ Clinical Services	52
❖ Prenatal classes	3
CHILD HEALTH	**132**
❖ Child Coordination for Children (CC4C)	88
❖ Newborn Home Visits	15
❖ Clinical Services	29
FAMILY PLANNING	**83**
❖ Clinical Services	71
❖ Pregnancy Tests	12
❖ Family Planning Classes	0
HIV TESTS	**55**
TB TESTING	**43**
❖ PPD	24
❖ PPD Reading	19
❖ TB Cases	0
❖ TB Contacts tested	0
❖ Latent TB Infection Patients	0
IMMUNIZATIONS	**264**
❖ Universal	154
❖ Flu	110
LABORATORY TESTS	**605**
❖ In-house	318
❖ Reference Laboratories	287
ANIMAL BITES/POSSIBLE RABIES EXPOSURE	**1**
REPORTABLE DISEASE/INVESTIGATION & SURVEILLANCE	**99**
VITAL RECORDS	**97**
❖ Births	61
❖ Deaths	36
❖ Fetal Deaths	0
MISCELLANEOUS GENERAL SERVICES (Allergy shots, B12 Injections, Blood Pressure checks, etc.)	**20**
HOME HEALTH AGENCY	**574**
❖ Physical Therapy	145
❖ Occupational Therapy	36
❖ Speech Therapy	7
❖ Skilled Nursing	291
❖ Med Social Worker	9
❖ Aide/Home Health	86
HEALTH EDUCATION AND PROMOTION	**16**
❖ Meetings, Community Collaboration	3
❖ Presentations/Health Fairs	5
❖ Workshops/Trainings/Girls on the Run Program	8
SUPPLEMENTAL NUTRITION PROGRAM FOR WOMEN, INFANTS AND CHILDREN (WIC)	**1,640**

Vickie Boyd 10/29/12

Lisa M. Harrison 10/29/12

GVDHD Health Promotion Coordinator (HPC)
Vance County Activities September 2012

The Road to Better Health Blog stats
http://www.g-vwtlosschallenge.blogspot.com/

Month	Page Loads	Unique Visitors	1st Time Visitors	Returning Visitors
Sept 2012	**134**	**93**	**49**	**44**
Aug 2012 – 4 blog entries	117	91	58	33
Jul 2012 – 6 blog entries	148	112	97	15
June 2012 – 7 blog entries	233	148	103	45
May 2012 – 7 blog entries	227	130	88	42
April 2012 - 6 blog entries	139	93	59	34
Mar 20124 – 8 blog entries	131	63	11	52
Feb 2012 – 4 blog entries	50	38	2	36
Jan 2012 – 5 blog entries	34	25	5	20
Dec 2011 – 4 blog entries	45	30	0	30
Nov2011 – 5 blog entries	38	30	4	26
Oct 2011	63	50	2	48
Sep 2011	57	46	1	45
Aug 2011	56	30	2	28
July 2011	43	33	4	29
Jun 2011	37	27	7	20
May 2011	138	76	27	49
Total Overall	**2501**	**1395**	**626**	**769**
Total 2011	1282	597	151	446
Total 2012	**1219**	**798**	**475**	**323**

*(**NOTE** –Although blog hits are down from May and June when we finished the Weight Loss Challenge, they are near the numbers for March and April when this year's challenge began. When comparing numbers for 2011 total and 2012 to date, first time visitors are nearly 3 times those for all 2011, and unique visitors are nearly 20% more than for all 2011.*

Since the Weight Loss Challenge started this is a very low cost way to have an on-line presence and promote healthy behaviors, as well as to communicate with residents about future efforts at the appropriate time).

- Community Transformation Grant
  - Attended 3 day Statewide Action Institute
  - Work on possible funding for Highway signage for VC Farmers' Market
- Presentation on Foot Care for People with Diabetes at the Women's Conference for New Grassy Creek Baptist Church (~100 attended; multiple area churches represented)
- Continued support of GVDHD Wellness, Health Ed, and Family Planning activities.
  - Explore policy options to support continued health improvements and possible cost savings
  - On-going Assessment and Accreditation work

10/25/12

Lisa M. Hanson 10/29/12

2012	September	CAT
04091050000 KERR VANCE ACADEMY 700 Vance Academy Road 15 Jean Long 492-0018	9-4-12 A 98.5	4
04091110009 EM ROLLINS ELEMENTARY 1600 S Garnett Street 5 Faye Adcox 438-2189	9-4-12 A 97.5	4
04091110012 EO YOUNG ELEMENTARY 6655 Broad Street 6 Esther Alston 492-0996	9-5-12 A 97.5	4
04091010351 BULLOCKSVILLE PARK GRILL 20 A Bullocksville Park Road 425-2267	9-6-12 I	2
04091110013 ZEB VANCE ELEM 4800 Raleigh Road 14 Cheryl Adcox 492-4242	9-6-12 A 99.5	4
04019010065 CARVER'S #2 Raleigh Road 173 Bill Carver 492-3881	9-7-12 A 96.5	3
04091110011 LB YANCEY ELEMENTARY 311 Hawkins Drive 9 Patricia Finch 438-6923	9-10-12 A 98	4
04091027907 TED'S CATERING 420 Alexander Ave 430-0173	9-10-12 A 96.5	4
04091010367 SMITHFIELD CHIK/BBQ 100 Exchange Blvd 492-3655	9-10-12 A 98	3

2012	September	CAT
04091020099 CHINA KITCHEN 511 Andrews Ave 004 Shu Hung Lee 492-4150	9-11-12 A 93.5	4
04091010921 CHICK-FIL-A 200 Trade St 436-0010	9-12-12 A 97.5	3
04091110008 PINKSTON STREET ELEM 855 Adams Street 12 Deborah Gupton 438-5948	9-14-12 A 98	4
04091010012 CAROLINA LANES US 158 By-Pass 112 Benton Height 492-1112	9-14-12 A 98	2
04091300011 SUPPLY LINE MARKET 235 Raleigh Road 611 John Williams 438-2836	9-17-12 A 98.5	3
04091020025 SUPPLY LINE DELI 235 Raleigh Road 018 John Williams 438-2836	9-17-12 A 96	4
4091020248 WAL MART DELI 200 N Cooper Drive 438-7925	9-18-12 A 98	4
04091110016 CLARK ELEMENTARY 309 Mt Carmel Road	9-18-12 A 98.5	4
04091050002 CROSSROADS CHRIST 583 Old County Home Road 431-1333	9-19-12 A 99	4

2012	September	CAT
04091010345 GREENWAY'S AUTHENTIC CHARCOAL GRILL 200 S Garnett Street 252-226-2114	9-19-12 A 95	4
04091010025 FORSYTHE'S BBQ 2362 N Garnett St 127 TH Weldon 438-5228	9-19-12 A 97.5	4
04091010344 THE OLDE FARM HOUSE RESTAURANT 12809 HWY 39 N 919-693-0033	9-20-12 A 98	4
04091110014 DABNEY ELEMENTARY 150 Lanning Road 16 Joyce Maynard 492-2700	9-21-12 A 99	4
04091110001 CARVER ELEM 987 Carver School Road 2 Edith Faulkner 438-3318	9-24-12 A 99	4
04091010369 VILLAGE KITCHEN 919 Beckford Drive 738-9998	9-24-12 C	4
04091110000 AYCOCK ELEM 305 Cary Chaple Road 1 Marjorie Kimbell 492-0630	9-25-12 A 99	4
04091110006 NEW HOPE ELEMENTARY 10199 NC HWY 39 N 10 Clarice Mosley 492-2483	9-26-12 A 98.5	4
04091030149 TACO ORIGINAL 181 Coghill Dickerson Lane 252-767-7773	9-26-12 A 97.5	2

2012	September	CAT
04091030049 D&L DIE-CAST CARS & PRODUCTS 491 Abbott Road 492-7357	9-26-12 A 98.5	2
04091010257 BIDDIES' EDWARDS GRILL 1155 E Andrews Ave 122 Jerry & Ellen Taylor 438-7172	9-26-12 A 96	2
04091010201 220 SEAFOOD 1812 N Garnett St 178 T&J Restaurant Corp 492-8084	9-26-12 A 94	4
04091110017 HENDERSON COLLEGIATE CHARTER SCHOOL 906 Health Center Road 252-598-1038	9-27-12 A 98.5	4
I= New Business C= Closed H= Out of Business B= Seasonal		
Code Break Down ☺ Do not receive number scores 04=State (NC) 091=County (Vance) 03=Mobile Food Unit		

Nancy S Brewer Oct 8 2012

Lisa M. Adams 10/29/12

SEPTIC APPLICATION

DATE RECVD	SITE READY	PARCEL NO SUBDIVISION	LOT #	APPLICANT	OWNER	EHS	PERMIT ISSUED	PERMIT #	ADDRESS
9/7/2012	9/7/2012			Al Rivers	Same	MDS	9/7/2012	7429	2510 Warrenton Rd
9/18/2012	9/18/2012		E	Janice Fletcher	Same	MDS	9/21/2012	7432	Shephers Way Lane
*TD=Property turned down, unsuitable soil									
* PO=pending owner: more information needed									
* PHD=pending H.D.: in process									

Oct 8. 2012 Nancy S Brewer

Lisa M. Harrison 10-29-12

WELL APPLICATION

Name	W1 Evaluated	W2 Grouting	W4 Head Inspected	W6 Permit Issued New	W8 Permit Issued Abandonment	W10 Completion Issued New	W13 Bacteriological	W14 Other Sample	W15 Complaint Investigation	Permit #	Address	Septic Permit #	Date of Request
Stronge, James	9/25/2012			9/25/2012						758	2845 Thomas Road	Dry	9/20/2012
Guitierrez, Antonia	9/21/2012	9/26/2012		9/21/2012						756	Hoyle Lane	7430	9/21/2012
Holloway, Kimberly	9/24/2012			9/24/2012						757	913 Pininsula Lane	6389	9/24/2012
Bowen, Robert	9/26/2012			9/26/2012						759	710 Faulkner Town Road	Dry FB	9/26/2012
Edwards, William Sr	9/26/2012			9/26/2012						760	756 Faulkner Town Road	Dry FB	9/26/2012
Ayscue, Bruce										PO	482 Clements Road	Dry	9/27/2012

* PO=pending owner: more information needed
* PHD=pending H.D.: in process

Oct 8. 2012 Nancy S Bucmon

Lisa M. Harrison 10/29/12

ADMINISTRATIVE AMBULANCE CHARGE-OFFS

FOR INFORMATION ONLY

OCTOBER 2012

NAME	DATES OF SERVICE	AMOUNT	REASON
Robert H. Gregory	12/16/2006 & 02/23/2007	247.21	Deceased-Statute of limitation beyond 3 yrs
Luvenia H. Hart	04/28/2006	459.00	Deceased-Statute of limitation beyond 3 yrs
Barry S. Vick	11/11/2005 – 09/10/2007	1151.41	Deceased-Statute of limitation beyond 3 yrs
Shakenia D. Alexander	09/10/2002	335.50	Uncollectible-Statute of limitation beyond 10 yrs
Abimael Y. Aracache	09/22/2002	384.00	Uncollectible-Statute of limitation beyond 10 yrs
Arthur D. Aubin	09/24/2002	138.14	Uncollectible-Statute of limitation beyond 10 yrs
Elizabeth W. Ayscue	09/10/2002	33.97	Uncollectible-Statute of limitation beyond 10 yrs
Courtney Bagby	09/03/2002	445.00	Uncollectible-Statute of limitation beyond 10 yrs
Chris Batchelor	09/06/2002	392.50	Uncollectible–Statute of limitation beyond 10 yrs
Harry J. Benson	09/01/2002	452.00	Uncollectible-Statute of limitation beyond 10 yrs
Ennis O. Bobbitt	09/22/2002	384.00	Uncollectible-Statute of limitation beyond 10 yrs
Viola C. Bryant	09/05/2002	394.00	Uncollectible-Statute of limitation beyond 10 yrs
Carl Bullock	09/12/2002	385.50	Uncollectible-Statute of limitation beyond 10 yrs
Diane T. Cheek	09/25/2002	150.00	Uncollectible-Statute of limitation beyond 10 yrs
Michael T. Clark	09/01/2002	150.00	Uncollectible-Statute of limitation beyond 10 yrs

George D. Collier	09/14/2002	100.00	Uncollectible-Statute of limitation beyond 10 yrs
Tocca R. Crudup	09/02/2002	460.50	Uncollectible-Statute of limitation beyond 10 yrs
John M. Daniels	09/13/2002	1176.00	Uncollectible-Statute of limitation beyond 10 yrs
Ann Dudley	09/22/2002	38.90	Uncollectible-Statute of limitation beyond 10 yrs
Anthony Durham	09/17/2002	100.00	Uncollectible-Statute of limitation beyond 10 yrs
Shirley R. Edwards	09/29/2002	401.00	Uncollectible-Statute of limitation beyond 10 yrs
Edith Faulkner	09/11/2002	384.00	Uncollectible-Statute of limitation beyond 10 yrs
Tiffany Fields	09/19/2002	384.00	Uncollectible-Statute of limitation beyond 10 yrs
Tyrone Fields	09/20/2002	690.00	Uncollectible-Statute of limitation beyond 10 yrs
Aubrey L. Fleming	09/11/2002	375.50	Uncollectible-Statute of limitation beyond 10 yrs
Kiara C. Flores	09/06/2002	384.00	Uncollectible-Statute of limitation beyond 10 yrs
Thurston Fuller	09/13/2002	384.00	Uncollectible-Statute of limitation beyond 10 yrs
Lloyd Hanks	09/05/2002	29.77	Uncollectible-Statute of limitation beyond 10 yrs
Ron O. Hargrove	09/26/2002	443.50	Uncollectible-Statute of limitation beyond 10 yrs
Yolanda K. Hargrove	09/04/2002	401.00	Uncollectible-Statute of limitation beyond 10 yrs
George R. Hawkins	09/15/2002	261.00	Uncollectible-Statute of limitation beyond 10 yrs
Billy R. Hendley	09/27/2002	392.50	Uncollectible-Statute of limitation beyond 10 yrs
Mary Ann Hicks	09/06/2002	543.50	Uncollectible-Statute of limitation beyond 10 yrs
Kathy R. Horton	09/21/2002	101.75	Uncollectible-Statute of limitation beyond 10 yrs
Paul A. Jones	09/05/2002	401.00	Uncollectible-Statute of limitation beyond 10 yrs

Victor L. Kearney	09/19/2002	375.50	Uncollectible-Statute of limitation beyond 10 yrs
Glynis G. Lewis	09/20/2002	375.50	Uncollectible-Statute of limitation beyond 10 yrs
James McFadden	09/18/2002	384.00	Uncollectible-Statute of limitation beyond 10 yrs
William D. McGhee	09/04/2002	569.00	Uncollectible-Statute of limitation beyond 10 yrs
Keisha Nobles	09/15/2002	384.00	Uncollectible-Statute of limitation beyond 10 yrs
Martha Richardson	09/23/2002	401.00	Uncollectible-Statute of limitation beyond 10 yrs
James K. Seagroves	09/20/2002	75.00	Uncollectible-Statute of limitation beyond 10 yrs
Jamal Solomon	09/09/2002	367.00	Uncollectible-Statute of limitation beyond 10 yrs
Rhonda H. Sykes	09/17/2002	469.00	Uncollectible-Statute of limitation beyond 10 yrs
Cavin D. White	09/18/2002	384.00	Uncollectible-Statute of limitation beyond 10 yrs
Charlie T. Williams	09/27/2002	47.10	Uncollectible-Statute of limitation beyond 10 yrs
	TOTAL	$ 16,785.25	

Vance County Fire / EMS
Monthly Report

FIRE / EMS ACTIVITY REPORT FOR: **September-12**

TYPE OF CALL	PRESENT MONTH	PREVIOUS MONTH	YEAR-TO-DATE
PRIVATE DWELLINGS (1 or 2 Family), Including Mobile Homes	1	3	26
APARTMENTS (3 or More Families)			0
HOTELS AND MOTELS			0
PUBLIC ASSEMBLY(Church, Restaurant, Clubs, etc.)			0
SCHOOLS AND COLLEGES			0
STORES AND OFFICES			0
INDUSTRY, UTILITY, DEFENSE, LABORATORIES, MANUFACTURING			0
STORAGE IN STRUCTURES (Barns, Vehicle storage Garages, General Storage, etc.)			0
FIRES IN HIGHWAY VEHICLES (Autos, Trucks, Buses, etc.)	4	0	9
FIRES IN BRUSH, GRASS, WILD LAND (Excluding Crops and Timber) With No Value Involved	1	2	29
FIRES IN RUBBISH, INCLUDING DUMPSTERS (Outside structures), With No Value Involved	0		0
FIRST RESPONDER	31	37	325
FALSE ALARM RESPONSES (Malicious or Unintentional False Calls, Malfunctions, Bomb Scares)	2	1	20
Motor Vehicle Accidents	3	2	37
MUTUAL AID OR ASSISTANCE RESPONSES	13	18	139
HAZARDOUS MATERIALS RESPONSES (Spills, Leaks, etc.)	0	0	2
OTHER HAZARDOUS RESPONSES (Arcing wires, Bomb Removal, Power Line Down, etc.)			0
ALL OTHER RESPONSES (Smoke Scares, Lock-Outs, Animal Rescues, etc.)	0	0	10
TOTALS	**54**	**63**	**597**

Vance County Fire / EMS
Monthly Report

	PRESENT MONTH	PREVIOUS MONTH	YEAR-TO-DATE
Fire calls within Golden Belt Fire District	**24**	**45**	**439**
Fire Calls Outside the Golden Belt Fire District	**31**	**18**	**159**
	PRESENT MONTH	**PREVIOUS MONTH**	**YEAR-TO-DATE**
Total Fire Incidents With Property and/or Contents Loss	**1**	**2**	**18**
Total of Property and Contents Value Saved	**$0.00**	**$0.00**	**$578,000.00**
Total Value of Property Losses	**$0.00**	**$30,000.00**	**$111,000.00**

	PRESENT MONTH	PREVIOUS MONTH	YEAR-TO-DATE
FIRE CASUALTIES FIREFIGHTER-DEATH	0	**0**	**0**
FIRE CASUALTIES FIREFIGHTER - INJURIES	0	**0**	**0**
FIRE CASUALTIES CIVILIAN - DEATH	0	**0**	**0**
FIRE CASUALTIES CIVILIAN - INJURIES	0	**0**	**0**

Vance County Fire / EMS
Monthly Report

EMS Activity Report For:

Company 1 **Bearpond**

TYPE OF CALL	PRESENT MONTH	PREVIOUS MONTH	YEAR-TO-DATE
EMERGENCY	58	**77**	753
MOTOR VEHICLE CRASHES	6	**8**	68
OBSTETRICAL	0	**1**	1
CONVALESCENT	0		0
FALSE ALARMS			
TOTALS	**64**	**86**	**737**

Company 9 **Main Station**

TYPE OF CALL	PRESENT MONTH	PREVIOUS MONTH	YEAR-TO-DATE
EMERGENCY	354	**365**	3517
MOTOR VEHICLE CRASHES	17	**7**	133
OBSTETRICAL	0	**1**	15
CONVALESCENT	0	**1**	3
FALSE ALARMS			
TOTALS	**371**	**374**	**2934**

Totals

TYPE OF CALL	PRESENT MONTH	PREVIOUS MONTH	YEAR-TO-DATE
EMERGENCY	412	433	4384
MOTOR VEHICLE CRASHES	23	15	196
OBSTETRICAL	0	2	18
CONVALESCENT	0	0	3
FALSE ALARMS	0	0	0
TOTALS	**435**	**450**	**4601**

Respectfully Submitted: Harold Henrich *Harold Henrich*
Fire Marshall

Monthly Activities Report for the Information Technology Department
October 2012
Kevin M. Brown, IT Director.

1. Worked with ATCOM and county department heads to migrate of old phone system onto new phone system. Worked to overcome problems with connectivity required at DSS to ensure reliable phone service.

2. Worked with ATCOM to troubleshoot issues as they arise during migration of phone system.

3. Installed new switches at DSS and Coop Extension to accommodate phone and network connectivity.

4. Began cancelling circuits and lines from old phone system and disconnecting old phone systems as required.

5. Repaired printer issues in Med Billing.

6. Repaired Ethernet wiring at COOP extension.

7. Upgraded Adobe Reader on PCs that needed it due to issues with printing attachments.

8. Continued installing CSI remote access software on various county computers to enable access to the new financial package.

9. Setup and configured VOIP networks for all county facilities receiving the new phone system.

10. Fixed printing problems in County Manager's office and the Tax Office.

11. Repaired issues with PCs in the Tax Office so that they could handle email attachments more efficiently.

12. Facilitated repair of FAX line at the Animal Shelter.

13. Facilitated repair of phone lines at Solid Waste Center.

14. Installed and configure new firewall at the backup 911 center.

15. Installed county phones at the backup 911 center.

16. Tested fax line for Deeds department to make sure send/receive was working.

17. Installed managed WLSS access point at Fire/EMS for the Chief's application access.

18. Continue to review phone usage and billing information to find unused or canceled circuits throughout the county.

19. Continue to review Internet usage to identify possible bandwidth and security issues.

20. Regular monitoring of the main firewall that includes content filtering, intrusion prevention, application control and gateway AV and malware protection.

21. Monitor the anti-virus servers for possible virus problems.

22. Continue to assist employees in the use of the content management system.

23. Continued to perform internal and external network security vulnerability checks.

24. Continued daily monitoring of server and firewall logs and backup jobs.

25. Continued migration of the logical network numbering scheme to a new scheme that will accommodate the Wide Area Network and VOIP phone system.

26. Continued ongoing research into regulatory and legal concerns regarding data security for government entities.

27. Helped users upload documents to the CMS and make those documents available to the public.

28. Performed additional day to day troubleshooting and repairs on various issues as required and continue to repair lingering issues from pre-existing problems.

PERSONNEL REPORT

As of October 16, 2012 DSS has the following vacancies:

Position	Unit
Income Maintenance Caseworker II	F&C Medicaid
Social Worker II	Adult Services

Since last month's meeting we have filled the following vacancies:

Position	Unit
Income Maintenance Supervisor	F&C Medicaid
Social Worker II	Work First
Office Assistant V	Work First

Since last month's report we have added the following temporary staff:

Position	Unit
Child Support Agent II	Child Support

Expenditures

Budget	Approved Annual Budget	YTD Expenditures	Average Monthly Ependitures	Projected 1/12 Monthly Expend.	Over/Under Expenditures	Projected Annual Expend	Over / Under	Spending Coefficient
DSS	10,313,255.00	2,274,532.89	758,177.63	859,437.92	-101,260.29	9,098,131.56	-1,215,123.44	22.05%

Revenues

Budget	Total Budget Annual Revenues	YTD Revenues	Actual Monthly Revenues	Projected 1/12 Revenues	Projected Revenues-Annual	Projected Revenues Collection	**Budget County $**	**Spent County $**
DSS	$7,038,460.00	$1,545,929.12	529,181.57	$586,538.33	6,350,178.84	21.96%	$3,274,795.00	$728,603.77

Graphics

DSS

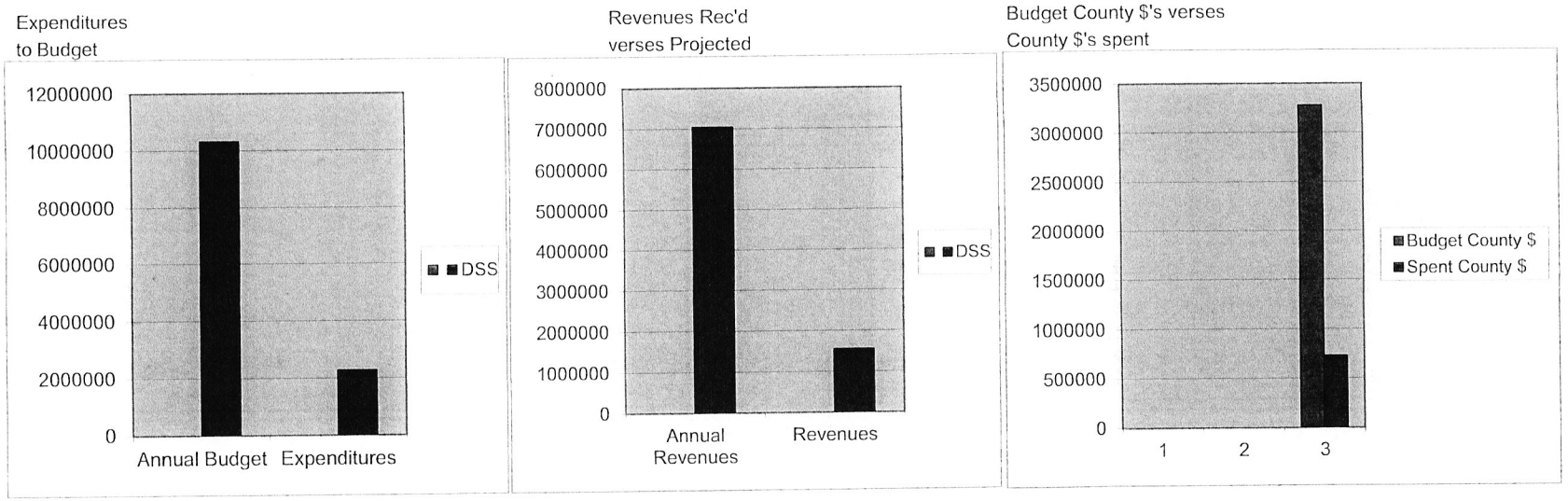

Expenditures

Budget	Approved Annual Budget	YTD Expenditures	Average Monthly Ependitures	Projected 1/12 Monthly Expend.	Over/Under Expenditures	Projected Annual Expend	Over / Under	Spending Coefficient
Senior Center	$824,391.00	$183,607.22	61,202.41	68,699.25	-7,496.84	734,428.88	-89,962.12	22.27%

Revenues

Budget	Total Budget Annual Revenues	YTD Revenues	Actual Monthly Revenues	Projected 1/12 Revenues	Projected Revenues-Annual	Projected Revenues Collection	Budget County $	Spent County $
Senior Center	$342,592.00	$156,565.55	$57,263.40	$28,549.33	$342,592.00	45.70%	$481,799.00	$27,041.67

Senior Center

Graphics

Expenditures to Budget

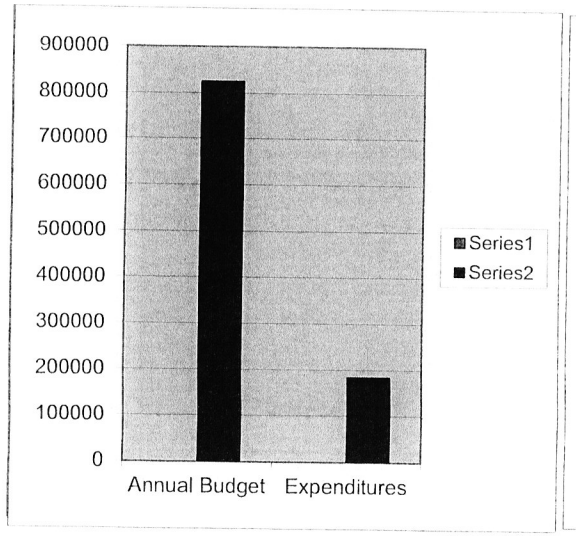

Revenues Rec'd verses Projected

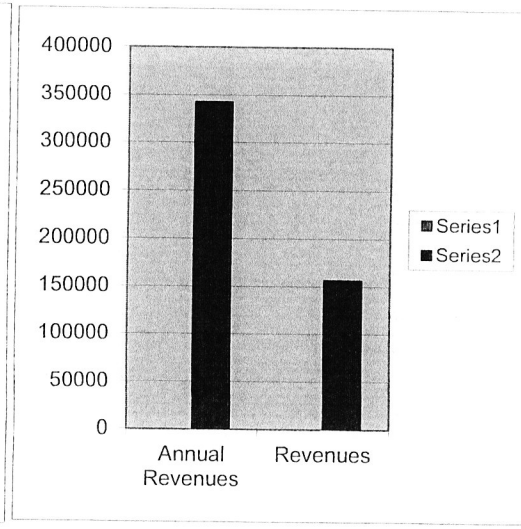

Budget County $'s verses County $'s spent

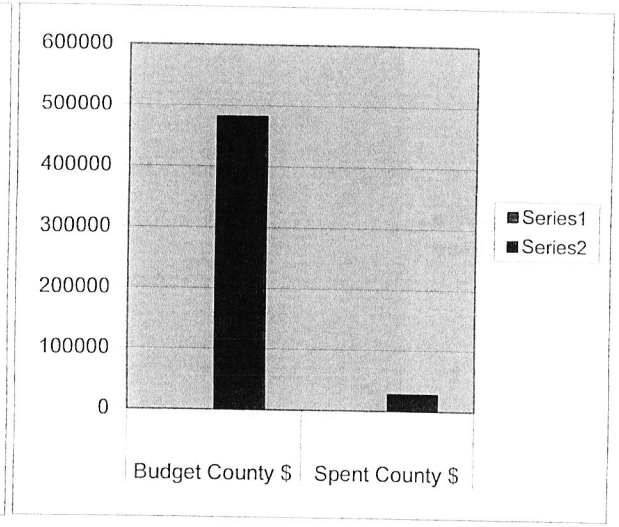

Child Support Incentive & Collection Results for: September 2012
SFY July 2012-June 2013 (Goals set by the Child Support State Office)

Vance County Caseload = 3,602 cases / *NEW* Cases Opened= 44

SFY Actual Collections / Percent of Goal Collected
VANCE CO = $ 1,266,584 / 23.63% Goal = $ 5,359,263
STATEWIDE = $ 167,752,895 / 23.48 % Goal = $ 714,330,366

Paternity Established
VANCE CO = 92.68% Goal = 104.00%
STATEWIDE = 88.30% Goal = 99.45%

Cases under Order
VANCE CO = 89.12% Goal = 90.45%
STATEWIDE = 82.86% Goal = 84.17%

Current Support Collection Rate
VANCE CO = 66.24% Goal = 65.73%
STATEWIDE = 64.72% Goal = 66.46%

Current Cases with Payments to Arrears
VANCE CO = 50.39% Goal = 69.30%
STATEWIDE = 43.27% Goal = 66.24%

Medical (Court-ordered cases enrolled w/ Employer Insurance)
VANCE CO = 87.83%
STATEWIDE = 80.57%

County Medicaid Cost Avoidance = *6,423.96*

SFY Incentive Money received by County = *$ 0.00*

SFY STEPS Class Results for Non-Custodial Parents
Referred = 5 Completed = 2 Employed = 0

Vicky Cox 10/11/12

REPORT CARD STATUS - ADULT MEDICAID FISCAL YEAR 2012/2013

	7/12	8/12	9/12	10/12	11/12	12/12	1/13	2/13	3/13	4/13	5/13	6/13
APT	34	34	37									
PPT	96%	95%	97%									

VANCE COUNTY ADULT MEDICAID PROGRAM STATISTICAL REPORT AS OF
September 2012

Adult Medicaid Programs/ MAA, MAB, MAD, MQB, SAA, SAD

Applications Taken LIS Applications Taken	102 13
Applications Processed	128
Completed Reviews	219
Changes	204
Total Cases	2265
Total Number Individuals	2265

Grand Total / Adult Medicaid

Total Applications Taken LIS Applications Taken	102 13
Total Applications Processed	128
Total Number SSI Cases On Medicaid	2264
Total Average Individuals	4529
Application Processing Time (APT)	37
Percent Processed Timely (PPT)	97.00%

State Regulation allows 45/90 days to process all Adult Medicaid applications, with at least 90% processed timely.

Adult Medicaid Unit Performance Goals

September 2012

Accuracy Rate	Goal	Monthly Performance
	90 % or greater/ all applications 3 % or less error for reviews	

Applications/Recertification's/Changes

Medicaid (All Programs) Applications LIS APPLICATIONS---13	Goal: 90% Processed Timely APT PPT MAABD 43 days 96% MQB: 21 days 100%	Monthly Performance State performance met average all programs: PPT 97% 36 days 1 OVER-DUES
Timely Re-certifications	Goal: 3% error rate for overdues MAABD: 172 reviews MQB: 37 reviews SA/SA-IH 10	Monthly Performance 100% error rate 0 over-dues
Inquiries/Timeliness	Goal: 0 error 5 inquiries No errors	Monthly Performance 100%
Re-opened Reviews	Goal: 0 error Must be re-opened by 10th of the month 14 re-open	Monthly Performance 100%
Changes	Goal: 0 errors- initiate within 10 days Completed within 30 days 61 benefit changes 92 other changes 24 referrals for other services	Monthly Performance 100%

Adult Medicaid
Special Assistance In-Home Performance Goals

September 2012

Processing Rates	Goal	Monthly Performance
	95% or greater all applications 3% or less error for reviews	

Applications/Recertifications/Changes

Special Assistance (all programs) Applications	Goal: 90% Processed Timely APT PPT SA: 4 SA/IH: MAABD LTC: 6	Monthly Performance 100% State performance met PPT 100% over-dues

Timely Recertifications	Goal: 3% error rate for over-dues	Monthly Performance
	SA/MAABD: 10/24 reviews	100% 0 over-dues

Changes	Goal: 0 errors-initiate within10 days Complete within 30 days	Monthly Performance 100%
	10 benefit changes 31 other changes	

Total Active SA/SA-IH Cases	202
Active SA Cases	155
Total SA-IH slots	62
Total SA-IH slots filled	47
Additional SA-IH slots (approved in September)	15
Pending SA-IH applications	0

Adult Medicaid
Program Integrity

September 2012

Processing Rates

Goal
90% or greater all claims
10% or less pending referrals over 180 days

Monthly Performance

All Programs		Monthly Performance	100%
Total Active claims	263		
Active FNS claims	204		
Active AFDC claims	3		
Active TANF claims	18		
Active Medicaid claims	23		
Claims in TE Status (terminated)	15		
Number of new referrals (FNS)	8		
Number of referrals key timely (FNS) (30 days to key)	8		
Total clients paid in SEPTEMBER 2012	155		
Total referrals with no action taken	0		
Total Pending referrals	76		
Total Pending referrals over 180 days	28		
Percentage over 180 days	3.7%		

Total Cases in Collection	155
Total Amount Outstanding	$271,977.88
Collections	$ 3,365.00
Incentive	$ 819.150

Vance County Food and Nutrition
Services Statistical Report as of
September 30, 2012

Food and Nutrition Services Applications

Food and Nutrition Services – Applications Received	364 total 68 FSIS – 296 NC Fast
Food and Nutrition Services – Applications Processed	364 total 152 FSIS – 212 NC Fast
Food and Nutrition Services – Application Average Processing Time	16 Days
Food and Nutrition Services – Applications Pending Over 30 Days	0
Food and Nutrition Services – Recertification's Processed	999
Food and Nutrition Services – Changes	474

Food and Nutrition Services Participation by Age

Ages 0-11	4,201
Ages 12-17	1,625
Ages 18-30	3,125
Ages 31-40	1,747
Ages 41-59	2,987
Ages 60 and Above	1,359

Joan Harlow
10/4/12

Food and Nutrition Services Ethnic Participation by Household

White	1,947
Black	5,521
American Indian	7
Asian	6
Pacific Islander	7
Unknown	429

Food and Nutrition Services Average Household Income

Average Earned Income	$1,089.45	28.0%
Average Unearned Income	$762.19	52.3%
Zero Income Households	-0-	19.7 %
Total Average Income	$617.21	--

Food and Nutrition Services Benefits Issued

Total Cases	7,808 total 7,512 FSIS – 296 NC Fast
Total Participants	15,618 total 15,214 FSIS – 404 NC Fast
Total Benefits Issued	$1,889,688 total $1,853,766 FSIS - $35,922 NC Fast
Average Household Benefits Issued	$237.42

Vance County Food and Nutrition Services
Performance Goals as of September 30, 2012

Food and Nutrition Services Accuracy Rate

Food and Nutrition Services Accuracy Rate Quality Control Report	Goal 94% or greater < $25 payment error	Monthly Performance: 100%

Applications/Recertifications/Changes

Emergency Services	Goal 0% due 7th Calendar Day	Monthly Performance: 0%
Normal Processing	Goal < 3% 30th Calendar Day	Monthly Performance: 0%
Recertifications	Goal - 0 errors Last Workday of the Month	Monthly Performance: 0%
Overdue Reopen Recertifications	Goal < 3% 30th Calendar Day	Monthly Performance: 0.2%

Food and Nutrition Services Participation
Fourth Quarter 2011 percentages

	9/12	8/12	7/12	6/12	5/12	4/12	3/12
County	142.41%	142.41%	142.41%	142.41%	142.41%	142.41%	142.41%
State	132.07%	132.07%	132.07%	132.07%	132.07%	132.07%	132.07%

Family & Children's Medicaid Program
STATISTICAL Report September
Fiscal Year 2011-2012

Family & Children's Medicaid Programs/ MAF, MIC, MPW, IAS, HSF

Applications Taken	269
Applications Processed	220
Completed Reviews	431
Terminations/Changes	117 changes
Total Cases	6374
Total Number Individuals	7411

North Carolina Health Choice Program (NCHC)

Applications Taken	44
Applications Processed	37
Completed Reviews	34
Terminations/Changes	4 term
Total Cases	733
Total Number of Recipients	852

Grand Total / F&C Medicaid & NCHC

Total Applications Taken	313
Total Applications Processed	570
Total Reviews Completed	465
Total Terminations/Changes	4 term/117 changes
Total Number Cases	7107
Total Recipients	8263

Brenda H. Fuller
11/1/12
Angela Hartsell
10/9/2012

Sep-12

WFFA Caseload Information

Worker	Active WFFA	Child Only	Active BD	# Reviews	# Charges	
10	13	154	16	14	61	
11	0	0	6	0	12	
Totals	13	154	22	14	73	

Intake Information

Worker	# WFFA Apps	# BD Apps	# WFFA Approvals	# BD Approvals	Inquiries	Denials	
10	8	14	10	14	1	0	47
11	0	4	2	4	0	0	10
Totals	8	18	12	18	1	0	57

EA and Energy Approvals

Worker	EA	CIP	Wake Roundup	Energy Neighbor	GA	Other Ref	Office Phone Inquiries	Inquiries	LIEAP
10	15	22	0	15	2	1	4	183	0
11	8	54	0	27	0	2	53	276	0
Totals	23	76	0	42	2	3	57	459	0

# Cases over 60 months	1
# Cases 20+ months	0
# Cases in Sanction	0

MRS to Child Support

10	2
11	0

Other MRS

10	4
11	6

Work First Employment Services Monthly Report for Director September 2012

Sep-12

Active Caseload Information

Worker	200%	WFES	#Employed ($8.50 or more)	Emergency Intakes	Current Part. Rate	YTD Part Rate
VCP	42	3	2 (1)	17		
JMG	28	3	3(1)	0		
KLJ	31	4	5(1)	2	87.50%	92.13%
YYG				155		
CDH	3	3	0	3		
Totals	104	13	**13**	177		

Assessments and Referral

Worker	# New Assessments	# Referrals	# Within DSS	# Outside DSS
VCP	26	31	31	0
JMG	56	65	44	21
KLJ	22	24	20	4
CDH	3	0	0	0
Totals	107	120	95	25

Referrals by Worker

	Referral Source	VCP	JMG	KLJ	CDH	Total
Within DSS	Steps Class	5	9	7		
	Sherri/Connie (outside class)	0	0	0		
	BD	7	2	2		
	WFFA	1	2	1		
	Children's Services	0	0	0		
	Child Support	0	3	0		
	Adult Services	0	0	0		
	Child Care	7	2	1		
	Transportation for Work	11	15	9		
	FNS	0	5	0		
	Medicaid	0	6	0		
	Medicaid Transportation	0	0	0		
	Other	0	0	0		
	Subtotal (in-house ref's)	**31**	**44**	**20**		
Outside DSS	VGCC/WIA	0	0	0		
	VGCC/Other	0	0	0		
	Salvation Army	0	0	0		
	ACTS	0	1	0		
	Church/Clothing	0	0	0		
	Church/Food	0	0	0		
	Church/Other	0	0	0		
	Red Cross	0	0	0		
	VR	0	0	0		
	CWS	0	0	0		
	ESC	0	0	0		
	Job Link	0	0	0		
	Domestic Violence	0	0	0		
	Housing	0	0	0		
	Lifeline	0	0	0		
	Job Referrals	0	0	1		
	Other	0	20	3		
	Grand Total Referrals	**31**	**65**	**24**	**0**	

Unit Work and Performance Goals
September 2012

Accuracy Rate	GOAL	Monthly Performance
	90% or greater/all applications	100.00%
	3% or less error for reviews	less than the 3% allowed

Applications/Recertification's/Changes

Medicaid (All Prograr Applications	Goal-90% prossed timely w/45 day time fr APT PPT maf-30 days maf-100% mic-25 days mic-97% mpw-24 days------ mpw-100% nchc-22 days nchc-96%	Monthly Performanc 100% 0 Avg. processing time for all programs/ 25 days days Percent processed for all programs/ 99.00% All State Performance Standards Met
Timely Recertificatio (All programs)	Goal - 3% error rate for overdues maf-2 ove 0.13 HSF- 0 ov mic-3 ove due0.07 IAS-0 ove mpw-1 overdue @0.53 nchc-0 overdue @0.00%	Monthly Performance: All Programs under the 3% tolerance 2.53%
Inquiries/Timelines	Goal - 0 error - Supervisor receives case 3 days of Inquiry	Monthly Performance: 100%
Re-opened Reviews (No time frame for re	Goal - 0 error- must be re-opened by 10th day of month following month of termination 0 errors in this area	Monthly Performance: 100%
Changes	Goal - 0% errors- initiate within 10 days- completed within 30 days 0 errors found in this area	Monthly Performance: 100%

FAMILY CHILDRENS' MEDICAID REPORT CARD STATUS FOR APPLICATIONS
FY 2011-2012

9/12												
27 DAYS												
99.00% timely												

APT = Average Processing Time

PPT = Percentage Processed Timely

Report for Steps Class

Stats		WF	NCP	Total
Total Referred since 7/1/12		63	10	73
Total Attended since 7/1/12		41	8	49
Total employed YTD Steps (since 7/12)		8	0	8
Total employed YTD outside of Steps (since 7/12)		8	1	9
Total completed YTD (since 7/12)		19	5	24
Total Referred to Steps since project implementati	1565			
Total employed since project implementation	512			

Sep-12

	200%	WFFA	BD	DV	Court	Total
Referred	21	1	0	0	9	21
Attended	14	1	0	0	2	13
Completed	5	1	0	0	1	9
Employed	3	0	0	0	0	6

Presentations to the community/Representation from the community: Sept 2012

10-Sep-12	S. Quon Bridges	Vance County	District Court Ju	Encouraging Word
11-Sep-12	Spence Bailey	VGCC	College Recruite	VGCC Services
13-Sep-12	Teresa Ellis	VGCC	Test Proctor and	Work Keys Test
14-Sep-12	Sharon Litwak	Lowes	HR Manager	Lowes Opportunities
18-Sep-12	Amy Oakes	FGV Smart St	Family Support	How to choose childcare?
19-Sep-12	Vickie Jones/Jean Bell	VC Cooperati	Parenting Educa	The Incredible Years (Mini Parenting Session)

Participants who previously attended Steps class that gained employment: 1

Individual appointments during the month: 1

Community Contacts: During Sept 2012

Spence Bailey	College Recruiter	VGCC
S. Quon Bridges	Judge	Vance County Courthouse
Martin Saunders	Owner	Cobbler's Bench Shoe Repair
Sharon Litwak	Human Resources Manager	Lowes
Susan Tucker	Processing Assistant V	Vance County Senior Center
Amy Oakes	Family Support Specialist	FGV Smart Start
Teresa Ellis	Administrative Assistant	VGCC
Vickie Jones	Parent Educator	Vance County Cooperative Extension
ean Bell	Parent Educator	Vance County Cooperative Extension
Rachel Hedrick	Membership Director	Henderson Vance Chamber of Commerce
Sheri Jones	Communications Consultant	Henderson Vance Chamber of Commerce
ennifer Bullock	Personal Wellness Coach/ Owne	Healthy Treats
Stan Morris	Executive Director	Red Cross
Rudy Abate	Owner/Operator	Liberty Kennels
Gina DeMent	Community Relations Specialist	PBH Solutions

Cheryl Elman	Certified Consulting Hypnotists	Dave Elman Hypnosis Institute
Lucinda Clay	Youth WIA/Intake Clerk	Piedmont Community College
Courtney Cooke	WIA Specialist	VGCC
Emily Ballance	LPC, Professional Speaker	Self-Employed

Month	Num	Denom	Part Rate
Jun-12	8	9	88.88%
Jul-12	6	6	100.00%
Aug-12	7	8	87.50%
		YTD	92.13%

Front Desk Statistics

Monthly Report for Director

September 2012

	Jul-12	Aug-12	Sep-12	Oct-12	Nov-12	Dec-12	Jan-13	Feb-13	Mar-13	Apr-13	May-13	Jun-13	Totals
MA Applications	5	2	0										
Resource Guide Asst	14	13	17										
Client Complaints	0	0	0										
Trainings Attended (D/P)	0	0	0										
Requested Phone Numbers	243	263	0										
Referrals to Outside	14	0	0										
Ind and Fam Suppt Screening	63	25	5										
Videos #shown (one per day)	6	6	3										
Food Vouchers	44	25	31										
Work Permits	17	10	10										
Fishing Licenses	83	47	32										
								0					0

Program	Total Amount	# Approved	# Denied
GA	$330.06	6	1
CIP	$41,425.58	245	15
Energy Neighbor	$11,080.90	55	2
Wake Roundup	$139.51	1	0
EA	$4,988.13	37	2
ACTS	1		
Salv Army	1		
Phone Inquires	813		
Office Inquires	110		
Other (MRS)	1		
Food Vouchers	31		
LIEAP	0		
(Fr.Desk/FNS)			

Cases	
Brought Forward	447
New	14
Total	461
Closed	25
Carried Forward	436
Recertification	21
WF Referrals	6
CPS/FC Referrals	3
Record Updated	15

Emergency Intake September 2012

Referrals	
Red Cross	
Legal Aid	
United Way	
Other	

Referrals	
Sr Center	
Adult Med	1
F&C Med	
Adult Svc	
CPS/FC	
FNS	3
WF	3
Ch Supp	4
MAT	
4 County	
Warren Co. Free Clinic	
Other	

Childcare Services

Vouchers	25
Changes/Actions	127
# of Providers	79
# of Visits	0
# on WL	216
# Removed from WL	0
# Added to WL	75
WL Total	291
# of Children Served	639

Vouchers Keyed	35
Changes Keyed	20
Attendance Keyed	20
MRS	3
Office Visits	47
Phone Inquiries	319

Vance County Department of Social Services

Sammy Haithcock, Director ♦ 350 Ruin Creek Road ♦ Henderson, NC 27536 ♦ Phone: (252) 492-5001 ♦ Fax: (252) 438-5997

Emergency Intake Financial Report for September 2012

Crisis Intervention Program

Additional Allocation Received:	$00000000
Total Allocation:	$247,207.62
Total Spent During September 2012	$41,425.58
Total Spent as of September 30, 2012:	$103,913.15
Remaining Balance:	$143,294.47

Energy Neighbor:

Additional Allocation Received:	$0000.00
Total Allocation:	$11,636.80
Total Spent During September 2012:	$11,080.90
Total Spent as of September 30, 2012:	$11,636.80
Remaining Balance:	$0

Wake Round Up:

Additional Allocation Received:	$0000.00
Total Allocation:	$1,199.99
Total Spent During September 2012:	$139.51
Total Spent as of September 30, 2012:	$1,158.96
Remaining Balance:	$41.03

Emergency Assistance

Total Allocation:	$50,000.00
Total Spent During September 2012:	$4,988.13
Total Spent as of September 30, 2012:	$19,434.73
Remaining Balance:	$30,565.27

General Assistance

Total Allocation:	$7,500.00
Total Spent During September 2012:	$330.06
Total Spent as of September 30, 2012:	$1,698.36
Remaining Balance:	$5,801.64

Sammy R Haithcock 10/9/12
Cassandra Hart 10/8/12

Mission Statement
Vance County Department of Social Services Treats All Customers with Dignity and Respect and Promotes Safety and Self-Sufficiency for Individuals and Families In Our Community

ADULT SERVICES STATISTICAL REPORT

2012	June	July	August	September	October	November	December	Totals
APS Cases-Beginning	3	4	3	3				
APS Intake	6	5	6	7				24
Screened Out	3	3	3	6				15
Outreach /HV-Referral	1	1	1	0				3
Screened In	2	2	3	1				8
Staffing	3	4	4	3				14
Substantiated	1	0	1	0				2
Un-Substantiated	2	4	3	3				12
Allegations: Abuse	0	0	1	0				1
*Caretaker Neglect	1	2	2	3				8
*Exploitation	2	0	3	1				6
*Self-Neglect	2	3	1	0				6
Monthly Contacts	13	12	15	6				46
Consult/Coordinate	20	23	18	27				88
Cases Closed	2	4	4	3				13
APS Cases Ending	4	3	3	1				11
Adult&Family CareHomes	2	2	2	2				
Licensure this month	0	0	0	0				0
Facility (s) Monitored	2	0	2	0				4
Complaints Investigated	0	0	0	0				0
Plan of Correction	0	0	0	0				0
Monthly Contacts	2	1	2	0				5
Consult/Coordinate	0	0	0	1				1
Facility (s) Closed	0	0	0	0				0
Inquires	1	1	1	3				6
A&FCare Homes Ending	2	2	2	2				8
Placement Cases	0	0	0	0				0
Initial Assessments	0	0	0	0				0
Cases Closed	0	0	0	0				0
Inquires	3	4	0	0				7
Place't Cases Ending	0	0	0	0				0
Guardianship Cases	6	7	6	6				
Hearings	0	0	0	2				2
Initial Assessment	1	0	1	0				2
Annual Re-Assessment	0	0	1	0				1
Quarterlys Due	4	1	1	4				10
Quarterlys Completed	4	1	0	4				9
Monthly Contacts	12	14	14	13				53
Consult/Coordinate	5	10	16	7				38
Cases Closed	0	1	1	0				2
Inquires	1	0	2	0				3
Guardianship Cs Ending	7	6	6	6				25
Enhanced PC Cases	14	14	14	15				
Initial Assessment	0	0	1	0				1
Annual Assessment	1	0	2	1				4
Quarterlys Due	4	4	5	2				15
Quarterlys Completed	4	4	5	2				15
Monthly Contacts	9	16	26	27				78
Consult/Coordinate	0	0	0	0				0
Cases Closed	0	0	0	0				0
Inquires	0	0	0	1				1
EHPC Cases Ending	14	14	15	15				58
Indiv & Fam Adj Cases	16	16	16	16				
Initial Assessment	1	0	1	0				2
Annual Assessment	0	1	3	0				4
Quarterlys Due	0	0	3	2				5
Quarterlys Completed	0	0	3	2				5
Monthly Contacts	43	44	31	24				142
Consult/Coordinate	21	37	26	13				97

Cases Closed	2	0	1	0				3
Inquires	0	0	0	0				0
I&FA Cases Ending	15	16	16	16				63
Rep-Payee Cases	**19**	**17**	**16**	**17**				
Initial Assessment	0	0	1	0				1
Annual Assessment	0	0	4	0				4
Quarterlys Due	2	1	5	3				11
Quarterlys Completed	2	1	5	3				11
Monthly Contacts	45	78	71	89				283
Consult/Coordinate	33	46	34	40				153
Cases Closed	2	1	0	0				3
Inquires	0	2	0	3				5
Rpayee Cases Ending	17	16	17	17				67
In-Home Aide Services	**19**	**18**	**18**	**16**				
Initial Assessment	0	0	0	1				1
Annual Assessment	0	4	4	1				9
Quarterlys Due	4	2	4	3				13
Quarterlys Completed	4	2	3	3				12
Monthly Contacts	10	9	4	5				28
Consult/Coordinate	23	35	22	19				99
Cases Closed	1	0	1	0				2
Inquires	0	3	2	1				6
IHAS Cases Ending	18	18	17	17				70
InHAS SW -041 Visit	0	3	5	2				10
041 Hours	0	4	4	2.75				10.75
042 Visits	5	3	2	3				13
042 Hours	3.5	4.25	1.5	3				12.25
In-H Aides Supervisory								
041 Visits /fill-in	4	6	8	7				25
041 Hours	3	8	7.75	7				25.75
042 Visits /fill-in	5	10	11	13				39
042 Hours	3	10	10.25	14				37.25
041 TC	12	17	17	9				55
042 TC	13	23	23	6				65
In Home Aides								
041 Visits	59	44	44	40				187
041 Hours	119.75	84.5	84.5	79.5				368.25
041 Transport	15	9	9	8				41
042 Visits	77	65	65	71				278
042 Hours	172.25	145.25	145.25	155				617.75
042 Tranport	28	22	22	29				101
Division of Blind Cases	**0**	**0**	**0**	**0**				
Initial Assessment	0	0	0	0				0
Annual Assessment	0	0	0	0				0
Referrals	0	0	0	0				0
L.Club-Christmas	0	0	0	0				0
Lions-Glasses	0	0	0	0				0
VR	0	0	0	0				0
Others	0	0	0	0				0
Quarterlys Due	0	0	0	0				0
Quarterlys Completed	0	0	0	0				0
Medical Eye Care	0	0	0	0				0
Monthly Contacts	0	0	0	0				0
Cases Closed	0	0	0	0				0
Inquires	0	0	0	0				0
DoBlind Cases Ending	0	0	0	0				0
At-Risk CM Cases	4	**5**	**5**	**5**				
Initial Assessment	1	0	0	0				1
Annual Assessment	0	0	2	0				2
Quarterlys Due	0	0	2	0				2
Quarterlys Completed	0	0	2	0				2

Consult/Coordinate	7	5	6	5				23
Monthly Contacts	6	5	6	5				22
Cases Closed	0	0	0	0				0
Inquires	0	0	0	0				0
Hours Billed	4.25	1.25	4.5	1.5				11.5
Amount of Billing	231.66	77.22	231.66	77.22				$ 617.76
ARCM Cases Ending	5	5	5	5				20
CAP/DA CASES	47	46	46	46				
Initial Assessment	0	0	0	0				0
Annual Assessment	6	0	1	2				9
Quarterlys Due	13	11	15	5				44
Quarterlys Completed	13	11	4	5				33
Consult/Coordinate	0	0	0	0				0
Referrals	3	3	0	0				6
Monthly Contacts	94	99	139	85				417
Revisions	2	1	1	0				4
Cases Closed	1	0	0	0				1
Inquires	2	0	2	1				5
Hours Billed	99.5	97.75	122.75	80.25				400.25
Amount of Billing	9558.3	11541.7	10919.63	8443.9				$ 40,463.53
CAP/DA Cases Ending	46	46	46	46				184
SA-IH Cases	45	46	45	45				
Initial Assessment	2	0	1	0				3
Annual Assessment	4	4	2	4				14
Quarterlys Due	7	15	8	7				37
Quarterlys Completed	7	12	8	7				34
Consult/Coordinate	5	4	36	6				51
Referrals	0	0	0	0				0
Monthly Contacts	46	97	135	103				381
Cases Closed	1	1	0	0				2
Inquires	0	0	0	1				1
Hours Billed	51.75	41.75	65.65	57.25				216.4
Amount of Billing	2621.74	$ 2,200.77	3384.93	2947.23				$ 11,154.67
SA-IH Cases Ending	46	45	45	45				

Signature: Kimberly Williams-Royster Date: 10-5-12

10/8/2012

Children's Welfare Unit - Statistical Reports for Month of September

Number of Cases by Month	Jan 2012	Feb 2012	March 2012	April 2012	May 2012	June 2012	July 2012	August 2012	Sept 2012
1. # of CPS Intakes screened out per month	19	22	13	22	27	21	33	24	16
2. # out of the total screened out reports in which children resided in another county	0	1	1	0	1	3	1	5	1
3. # of Neglect Reports Accepted	29	22	40	25	32	26	11	29	19
4. # of Abuse Reports Accepted	2	14	7	7	14	10	7	14	10
5. # of Dependency Reports Accepted	0	1	1	0	1	0	0	0	0
6. # of total CPS intakes accepted per month	31	37	48	32	47	46	18	43	29
7. # out of total accepted that were sent to another county for assessment	1	1	3	2	6	6	1	2	0
8. # of Open Investigative Assessments on the last day of the month	8	20	14	10	13	9	11	16	17
9. # of open Family Assessments on the last day of the month	41	29	48	37	26	28	12	25	26
10. # of Open Cases	49	49	62	47	45	37	29	41	43
11. # of Case Decisions	39	26	34	33	34	45	23	25	25
12. # of Family Assessments beyond 45 days	7	12	9	5	4	9	1	1	3
13. # of Investigations beyond 30 days	6	8	9	3	5	4	6	5	8
14. % Rate of investigative cases that were beyond the 30 day timeframe that were keyed for this month * These rates are calculated by the State	Vance 11.4% Region: 16.4% State: 14.8%	Vance 11.4% Region: 16.9% State: 15.7%	Vance 4.3% Region: 14.8% State: 13.7%	Vance 27.% Region: 16.8% State: 14.2%	Vance 10% Region: 16.4% State: 13.3%	Vance 10.3% Region: 16.2% State: 14.5%	Vance 20% Region: 16.6% State: 15%	Vance 8.3% Region: 16.3% State: 14.6%	Vance 18.2% Region: 15.1% State: 14.4%
15. % Rate of family assessment cases that were beyond the 45 day timeframe that were keyed for this month * These rates are calculated by the State	Vance 31.4% Region: 28.9% State: 29.1%	Vance 37.1% Region: 29.1% State: 29.3%	Vance 13.0% Region: 24.9% State: 27.1%	Vance 21.6% Region: 24.3% State: 26.3%	Vance 26.7% Region: 24.1% State: 27.2%	Vance 28.2% Region: 25.1% State: 26.3%	Vance 20% Region: 24.6% State: 26.2%	Vance 8.3% Region: 22.4% State: 25.4%	Vance 12.1% Region 22.2% State: 23.5%
16. # of active CPS In-Home Service Cases open last day of the month	37	41	35	34	21	18	19	18	17
17. # of Assists accepted for CPS Assessments (Investigative and Family Assessments) during the month	4	8	10	3	5	4	5	5	4
18. # of Assists accepted for CPS In-Home Services during the month	1	2	1	0	1	1	0	1	0
19. % Rate of neglect cases that are initiated within required timeframe for the month	100%	100%	100%	92%	100%	100%	100%	91%	94%
20. % Rate of abuse cases that are initiated within required timeframe for the month	100%	97%	100%	100%	97%	100%	100%	100%	90%
21. % Rate of dependency cases that are initiated within required timeframe for the month	N/A	100%	100%	N/A	100%	100%	N/A	N/A	N/A
22. # of repeat maltreatment within the previous 6 months	1	0	0	1	0	0	0	1	0
23. # of total reports screened	47	59	62	54	75	60	52	74	46
24. Total number of reports involving out of state interstate reports	0	0	0	0	0	0	0	0	0

Meredith Hawkins

10-8-12

FOSTER CARE/ADOPTIONS MONTHLY REPORT

Report Date: SEPTEMBER 2012

Total # of children in CARE in report month:	**75**
Total # of children in CUSTODY in report month:	**74**
Total # of Youth in care under a CARS agreement:	**01**
Total # of new children placed in custody:	**10**

State prefers relative placements to foster home placements whenever possible

Percentage of children placed in foster/therapeutic homes:	**53%**
Percentage of children placed with relatives:	**43%**
Percentage of children placed in other facilities: (Group Home/Hospital/Jail)	**4%**
Total # of children in out of state placements in report month:	**02**

12 months to permanency (if still in custody after 12 months is plan appropriate? If not are efforts made to change plan?)

Total # of children released from custody:	**00**
Percentage of children released from custody in 12 months or less:	**N/A**
Percentage of children released from custody reunified with parent:	**N/A**

State mandates that all children are seen monthly face to face

Percentage of children seen face-to-face during report month:	**100%**
Percentage of children not seen face-to-face during report month:	**0%**
Percentage of caretaker contacts in report month: State mandates that caretakers are contacted at least once per month	**100%**

Total # of identified parents:	**50**
Total # of absent/incarcerated parents:	**9**

State mandates that parents are seen once a month

Percentage of required parent contacts in report month:	**68%**
Percentage of parent contacts in report month (not including absent/incarcerated)**:**	**80%**

12 months to permanency (if still in custody after 12 months is plan appropriate? If not are efforts made to change plan?)

Percentage of children in custody less than 12 months:	**57%**
Percentage of children in custody longer than 12 months:	**43%**
Percentage of children with permanent plan of reunification for over 12 months:	**05%**
Percentage of children expected to return home in less than 6 months:	**35%**

Total # of children who are free for adoption:		**15**
Percentage of children placed with identified adoptive placements:	(10 children)	**67%**

Senior Center Report – September 2012

Total Unduplicated Clients Served

Diversity / Cumulative				
White	Black	Hispanic	Other	Total
				727

New Arrivals				
White	Black	Hispanic	Other	Total New
2	11	0	0	13

2% increase in clients from previous month

Contributions / Center Activity

Senior Center General: $0 Transportation: $ 00
Home Delivered: $ 181.00 Congregate: $442.86
In-Home Aide: $24.00 Liquid Nutrition: $728
Water Aerobics: $ 66.00

Total: $ 1441.86

Volunteer Hours: 444.5 (kitchen & SHIIP only)
Number of Unduplicated Center Visits: 325
Number of Total Center Visits: 3604
Special Events: 3 Trips: 1
Trip attendance: 55

Signed: _____ Date 10/9/12

10/9/2012

Programs

Transportation

Medical Clients: n/a Units of Service: n/a
General Clients: 17 Units of Service: 322
Total Clients: 17

New: 1	Removed: 0	Inquiry List: 0

Congregate

Meals Ordered: 1227 Meals Served: 970
Annual Assessments: 12
Total Clients: 105

New:3	Removed: 1	Inquiry List: 0

Home Delivered Meals

Meals Ordered: 1560 Meals Delivered: 1560
Annual Assessments: 19
Total Clients: 81

New: 0	Removed: 2	Inquiry List: 79

Caregiver (August 2012)

Respite Care Hours: 120 Transportation: 0
Liquid Nutrition: 72 Units
Total Clients: 13

New: 1	Removed: 0	Inquiry List: 0

In-Home Aide Level II

Clients Served: 42 Reassessments: 10
Unit Hours: 675.5
Total Clients: 42

New: 0	Removed: 0	Inquiry List: 12

Liquid Nutrition

Annual Assessments: 12
Units Sold: 588
Total Clients: 145

New: 7	Removed: 4	Inquiry List: 3

Center Activities

Number of visits: 3604
Total Participants: 325

MTM	Visits + 62%	Participants +26%

Vance County Senior Center

October 2012

Weekly Activities

Monday	Tuesday	Wednesday	Thursday	Friday
8:30-10:00 & 2:30– 5:00 Open Computer Lab 1:00-2:30 **Computer Class** **10:00** Movie & Popcorn Garden Club Oct. 15th **Pinochle 12:30-5:00** **Bowling 1:00** **Carolina Lanes** **1:00 – 2:00** Low Impact Aerobics	**8:30-5:00** Open Computer Lab **12:30** Bingo 10:00-11:00 Blood Pressure Check Oct. 9th &23rd **12:30** Bingo Bowling 1:00 Carolina Lanes **2:00 – 3:00** Low Impact Aerobics	**8:30-10:00** Open Computer Lab 10:00-11:30 **Computer Class** 9:30 – 11:00 Wii Games **10:00** Movie & Popcorn Cell Phone Class 12:30-5:00 Pinochle **3:50 – 4:50** Line Dance Classes	8:30 -5:00 Open Computer Lab **10:30 – 11:30** Crocheting Classes **11:00-11:30** **Sing Along** **12:30**Bingo 1:30-2:30 Yoga Classes	**12:00 – 5:00** Open Computer Lab **10:00** Movie & Popcorn 1:00-5:00 **Pinochle** **Oct. 19th 10-12noon** Art/Drawing Classes ***Pool Tournament*** ***Oct. 5, 2012***

National Breast Cancer Awareness

Domestic Violence Awareness

Stand Up & Speak Out

Oct. 11th @ 11:00AM

Voting = POWER!

Faye Gill, Director

Vance County Board of Elections

Health Fair

October 30th

10:00am-1:00pm

Health Screenings, Vendors & More!!!

Welcome to Your Senior Center!

Serving the over 55 community with activities, support and education. Programs are open to Vance County residents, and activities are open to all!

Activities

- Fitness Center - fully equipped fitness center
- Games – billiards, checkers, bingo and more
- Media Room – with theater-style seating and surround sound
- Computer Lab – state-of-the-art computers and computer classes
- Trips – trips are posted in the Dining Room and the Multi-purpose room, and are first come, first served

Other Services and Programs

- Family Caregiver Support Program
- Congregate and Home-Delivered meals daily
- SHIIP Counseling
- Transportation Assistance
- Liquid Nutrition Program
- In-Home Aide Services

Groups that meet regularly at the Senior Center

- Visually Impaired Support Group Oct. 9th, 10:00am
- Disabled American Veterans/ Auxiliary –Oct. 8th, 6:00pm
- Vance Quilts R Us –Oct. 8th, 6:30pm
- AARP –Oct. 18th, 2:00pm
- American Legion Auxiliary – Oct. 16th, 1:00pm
- SHIIP Counselor – (appointment required)
- Caregiver Support Group- Oct 15th, 11:30am

We would love to see you!

Vance County Senior Center

126 S. Garnett Street

Henderson, NC

Phone: 252-430-0257

YEAR	REVENUE UNIT / CHARGE TYPE	(A) LEVY ORIG/DISC	DISC BILLS INCL IN (A)	(B) LEVY PAID/DSCNTS	DISCOUNTS INCL IN (B)	(C) NET ABATEMENTS	B+C/A COLL %	LEVY OUTSTANDING
2000 00	VANCE COUNTY							
	TAXES	122,344.23		99,539.96		21,205.41		1,598.86
A	ASSESSMENT	27,900.00		17,234.52		10,590.48		75.00
L	LATE LISTING	86.71		6.59		80.12		
*	YEAR TOTAL	150,330.94		116,781.07		31,876.01	98.89	1,673.86
2001 00	VANCE COUNTY							
	TAXES	199,122.20		129,431.90		66,931.72		2,758.58
A	ASSESSMENT	37,026.89		23,576.14		13,225.75		225.00
L	LATE LISTING	165.27		136.13		29.14		
*	YEAR TOTAL	236,314.36		153,144.17		80,186.61	98.74	2,983.58
2002 00	VANCE COUNTY							
	TAXES	240,406.36		203,627.04		2,534.32		34,245.00
A	ASSESSMENT	46,875.00		35,080.37		525.00		11,269.63
L	LATE LISTING	2,745.38		1,365.28		72.40		1,307.70
*	YEAR TOTAL	290,026.74		240,072.69		3,131.72	83.86	46,822.33
2003 00	VANCE COUNTY							
	TAXES	289,381.07		254,773.16		2,425.23		32,182.68
A	ASSESSMENT	60,244.20		48,425.00		600.00		11,219.20
L	LATE LISTING	2,607.42		1,484.20				1,123.22
*	YEAR TOTAL	352,232.69		304,682.36		3,025.23	87.36	44,525.10
2004 00	VANCE COUNTY							
	TAXES	379,828.78	901.28	346,593.00		2,779.88		30,455.90
A	ASSESSMENT	71,100.00		60,435.14		750.00		9,914.86
L	LATE LISTING	1,352.83		965.83		36.64		350.36
*	YEAR TOTAL	452,281.61	901.28	407,993.97		3,566.52	91.00	40,721.12
2005 00	VANCE COUNTY							
	TAXES	617,234.18		576,825.68		3,225.22		37,183.28
A	ASSESSMENT	127,695.00		112,379.77		1,170.00		14,145.23
L	LATE LISTING	1,996.39		1,498.98		22.56		474.85
*	YEAR TOTAL	746,925.57		690,704.43		4,417.78	93.07	51,803.36
2006 00	VANCE COUNTY							
	TAXES	4,705,597.14	11,816.19	4,657,944.89		2,683.78		44,968.47
A	ASSESSMENT	647,352.04		628,208.22		1,639.81		17,504.01
L	LATE LISTING	5,123.65		4,421.13		12.29		690.23
*	YEAR TOTAL	5,358,072.83	11,816.19	5,290,574.24		4,335.88	98.83	63,162.71
2007 00	VANCE COUNTY							
	TAXES	16,516,588.68	21,869.50	16,458,993.89		4,067.22		53,527.57

YEAR	REVENUE UNIT / CHARGE TYPE	(A) LEVY ORIG/DISC	DISC BILLS INCL IN (A)	(B) LEVY PAID/DSCNTS	DISCOUNTS INCL IN (B)	(C) NET ABATEMENTS	B+C/A COLL %	LEVY OUTSTANDING
	A ASSESSMENT	1,780,913.04		1,761,107.04		2,377.40		17,428.60
	L LATE LISTING	7,783.59		7,414.55		21.86		347.18
	* YEAR TOTAL	18,305,285.31	21,869.50	18,227,515.48		6,466.48	99.62	71,303.35
2008	00 VANCE COUNTY							
	TAXES	18,501,368.11	36,640.61	18,367,050.36		6,344.26		127,973.49
	A ASSESSMENT	1,934,885.01		1,900,372.31		3,687.50		30,825.20
	L LATE LISTING	7,805.78		6,954.65		38.83		812.30
	* YEAR TOTAL	20,444,058.90	36,640.61	20,274,377.32		10,070.59	99.22	159,610.99
2009	00 VANCE COUNTY							
	TAXES	18,208,394.81	3,665.66	18,011,611.98		6,424.13		190,358.70
	A ASSESSMENT	1,934,672.50		1,891,569.39		4,404.50		38,698.61
	L LATE LISTING	10,545.82		9,577.21		62.30		906.31
	* YEAR TOTAL	20,153,613.13	3,665.66	19,912,758.58		10,890.93	98.86	229,963.62
2010	00 VANCE COUNTY							
	TAXES	18,236,657.59	7,120.03	17,804,293.31		26,516.44		405,847.84
	A ASSESSMENT	1,959,510.00		1,861,627.60		10,660.00		87,222.40
	L LATE LISTING	20,586.48		13,819.94		5,189.38		1,577.16
	* YEAR TOTAL	20,216,754.07	7,120.03	19,679,740.85		42,365.82	97.56	494,647.40
2011	00 VANCE COUNTY							
	TAXES	18,773,059.43	238,861.19	17,679,740.97		271,284.93		822,033.53
	A ASSESSMENT	2,029,845.00	15,210.00	1,840,968.18		30,877.50		157,999.32
	L LATE LISTING	64,093.56	52,876.14	30,938.36		18,228.11		14,927.09
	* YEAR TOTAL	20,866,997.99	306,947.33	19,551,647.51		320,390.54	95.24	994,959.94
2012	00 VANCE COUNTY							
	TAXES	19,371,692.66	139,410.18	1,918,557.29		67,562.69		17,385,572.68
	A ASSESSMENT	2,039,052.50	20,322.50	229,005.21		11,307.50		1,798,739.79
	L LATE LISTING	41,274.71	22,609.60	8,356.50		10,828.33		22,089.88
	* YEAR TOTAL	21,452,019.87	182,342.28	2,155,919.00		89,698.52	10.47	19,206,402.35
	** REV UNT TOT	129,024,914.01	571,302.88	107,005,911.67		610,422.63	83.41	21,408,579.71

YEAR	REVENUE UNIT / CHARGE TYPE	(A) LEVY ORIG/DISC	DISC BILLS INCL IN (A)	(B) LEVY PAID/DSCNTS	DISCOUNTS INCL IN (B)	(C) NET ABATEMENTS	B+C/A COLL %	LEVY OUTSTANDING
2002	12 FIRE DISTRICT TAXES	4,124.55		3,312.55		27.67		784.33
	* YEAR TOTAL	4,124.55		3,312.55		27.67	80.99	784.33
2003	12 FIRE DISTRICT TAXES	6,729.53		5,888.05		9.19		832.29
	* YEAR TOTAL	6,729.53		5,888.05		9.19	87.64	832.29
2004	12 FIRE DISTRICT TAXES	8,740.21	28.59	7,961.32		21.01		757.88
	* YEAR TOTAL	8,740.21	28.59	7,961.32		21.01	91.33	757.88
2005	12 FIRE DISTRICT TAXES	13,511.98		12,655.90		16.32		839.76
	* YEAR TOTAL	13,511.98		12,655.90		16.32	93.79	839.76
2006	12 FIRE DISTRICT TAXES	89,836.07	404.13	88,834.21		15.71-		1,017.57
	* YEAR TOTAL	89,836.07	404.13	88,834.21		15.71-	98.87	1,017.57
2007	12 FIRE DISTRICT TAXES	342,310.78	723.66	341,128.59		4.63		1,177.56
	* YEAR TOTAL	342,310.78	723.66	341,128.59		4.63	99.66	1,177.56
2008	12 FIRE DISTRICT TAXES	397,167.68	1,220.07	394,608.67		62.85		2,496.16
	L LATE LISTING			.17		.17-		
	* YEAR TOTAL	397,167.68	1,220.07	394,608.84		62.68	99.38	2,496.16
2009	12 FIRE DISTRICT TAXES	403,358.41	120.39	398,794.65		68.07		4,495.69
	* YEAR TOTAL	403,358.41	120.39	398,794.65		67.75	98.89	4,496.01
2010	12 FIRE DISTRICT TAXES	402,066.06	234.41	392,593.16		323.62		9,149.28
	L LATE LISTING			.72		1.04-		.32
	* YEAR TOTAL	402,066.06	234.41	392,593.88		322.90	97.73	9,149.28
2011	12 FIRE DISTRICT TAXES	413,720.18	4,886.84	390,127.43		5,448.57		18,144.18
	L LATE LISTING	1,123.56	859.87	557.05		365.16		201.35
	* YEAR TOTAL	414,843.74	5,746.71	390,684.48		5,813.73	95.58	18,345.53

YEAR	REVENUE UNIT / CHARGE TYPE	(A) LEVY ORIG/DISC	DISC BILLS INCL IN (A)	(B) LEVY PAID/DSCNTS	DISCOUNTS INCL IN (B)	(C) NET ABATEMENTS	B+C/A COLL %	LEVY OUTSTANDING
2012	12 FIRE DISTRICT TAXES	663,474.43	3,743.23	65,945.01		2,101.06		595,428.36
	L LATE LISTING	1,185.67	404.68	196.58		278.66		710.43
	* YEAR TOTAL	664,660.10	4,147.91	66,141.59		2,379.72	10.31	596,138.79
	** REV UNT TOT	2,747,349.11	12,625.87	2,102,604.06		8,709.89	76.85	636,035.16
	*** GROUP TOTAL	161,547,931.67	791,641.53	133,800,120.02		852,074.51	83.36	26,895,737.14

YEAR	REVENUE UNIT / CHARGE TYPE	(A) LEVY ORIG/DISC	DISC BILLS INCL IN (A)	(B) LEVY PAID/DSCNTS	DISCOUNTS INCL IN (B)	(C) NET B+C/A ABATEMENTS	COLL %	LEVY OUTSTANDING
2003	00 VANCE COUNTY TAXES	77.41		33.90				43.51
	* YEAR TOTAL	77.41		33.90			43.80	43.51
2006	00 VANCE COUNTY TAXES	354,990.15		354,990.15				
	* YEAR TOTAL	354,990.15		354,990.15			100.00	
2007	00 VANCE COUNTY TAXES	559,394.08		559,394.08				
	L LATE LISTING	12.67		12.67				
	* YEAR TOTAL	559,406.75		559,406.75			100.00	
2008	00 VANCE COUNTY TAXES	641,262.39		641,262.39				
	* YEAR TOTAL	641,262.39		641,262.39			100.00	
2009	00 VANCE COUNTY TAXES	622,975.47		622,975.47				
	L LATE LISTING	24.24		24.24				
	* YEAR TOTAL	622,999.71		622,999.71			100.00	
2010	00 VANCE COUNTY TAXES	605,674.17		605,674.17				
	* YEAR TOTAL	605,674.17		605,674.17			100.00	
2011	00 VANCE COUNTY TAXES	609,356.48		609,356.48				
	* YEAR TOTAL	609,356.48		609,356.48			100.00	
2012	00 VANCE COUNTY TAXES	607,921.29						607,921.29
	* YEAR TOTAL	607,921.29						607,921.29
	** REV UNT TOT	4,001,688.35		3,393,723.55			84.81	607,964.80

YEAR	REVENUE UNIT / CHARGE TYPE	(A) LEVY ORIG/DISC	DISC BILLS INCL IN (A)	(B) LEVY PAID/DSCNTS	DISCOUNTS INCL IN (B)	(C) NET ABATEMENTS	B+C/A COLL %	LEVY OUTSTANDING
2006	12 FIRE DISTRICT TAXES	7,269.34		7,269.34				
	* YEAR TOTAL	7,269.34		7,269.34			100.00	
2007	12 FIRE DISTRICT TAXES	9,800.62		9,800.62				
	* YEAR TOTAL	9,800.62		9,800.62			100.00	
2008	12 FIRE DISTRICT TAXES	10,987.24		10,987.24				
	* YEAR TOTAL	10,987.24		10,987.24			100.00	
2009	12 FIRE DISTRICT TAXES	10,969.95		10,969.95				
	* YEAR TOTAL	10,969.95		10,969.95			100.00	
2010	12 FIRE DISTRICT TAXES	10,818.60		10,818.60				
	* YEAR TOTAL	10,818.60		10,818.60			100.00	
2011	12 FIRE DISTRICT TAXES	11,212.98		11,212.98				
	* YEAR TOTAL	11,212.98		11,212.98			100.00	
2012	12 FIRE DISTRICT TAXES	17,464.01						17,464.01
	* YEAR TOTAL	17,464.01						17,464.01
	** REV UNT TOT	78,522.74		61,058.73			77.76	17,464.01
	*** GROUP TOTAL	5,416,233.37		4,589,276.49			84.74	826,956.88

YEAR	REVENUE UNIT / CHARGE TYPE	(A) LEVY ORIG/DISC	DISC BILLS INCL IN (A)	(B) LEVY PAID/DSCNTS	DISCOUNTS INCL IN (B)	(C) NET ABATEMENTS	B+C/A COLL %	LEVY OUTSTANDING
2000 00	VANCE COUNTY TAXES	51,147.03		15,739.14		35,307.78		100.11
*	YEAR TOTAL	51,147.03		15,739.14		35,307.78	99.81	100.11
2001 00	VANCE COUNTY TAXES	61,032.85		19,463.85		41,562.69		6.31
*	YEAR TOTAL	61,032.85		19,463.85		41,562.69	99.99	6.31
2002 00	VANCE COUNTY TAXES	64,790.81		28,474.66		27.81		36,288.34
*	YEAR TOTAL	64,790.81		28,474.66		27.81	44.00	36,288.34
2003 00	VANCE COUNTY TAXES	65,201.36		32,020.35				33,181.01
*	YEAR TOTAL	65,201.36		32,020.35			49.11	33,181.01
2004 00	VANCE COUNTY TAXES	79,393.27		46,306.82				33,086.45
*	YEAR TOTAL	79,393.27		46,306.82			58.33	33,086.45
2005 00	VANCE COUNTY TAXES	232,362.23		197,897.37		40.07		34,424.79
*	YEAR TOTAL	232,362.23		197,897.37		40.07	85.19	34,424.79
2006 00	VANCE COUNTY TAXES	1,709,684.20		1,673,962.21		148.93		35,573.06
L	LATE LISTING	.30-		.30-				
*	YEAR TOTAL	1,709,683.90		1,673,961.91		148.93	97.92	35,573.06
2007 00	VANCE COUNTY TAXES	2,672,490.30		2,635,816.42		481.99		36,191.89
*	YEAR TOTAL	2,672,490.30		2,635,816.42		481.99	98.65	36,191.89
2008 00	VANCE COUNTY TAXES	2,377,859.90		2,345,601.49		351.47		31,906.94
L	LATE LISTING	.03-		.03-				
*	YEAR TOTAL	2,377,859.87		2,345,601.46		351.47	98.66	31,906.94
2009 00	VANCE COUNTY TAXES	2,026,433.15		1,989,680.87		1,318.92		35,433.36
L	LATE LISTING	.02-		.02-				
*	YEAR TOTAL	2,026,433.13		1,989,680.85		1,318.92	98.26	35,433.36

YEAR	REVENUE UNIT CHARGE TYPE	(A) LEVY ORIG/DISC	DISC BILLS INCL IN (A)	(B) LEVY PAID/DSCNTS	DISCOUNTS INCL IN (B)	(C) NET ABATEMENTS	B+C/A COLL %	LEVY OUTSTANDING
2010	00 VANCE COUNTY TAXES	1,794,422.05	3,658.97	1,727,535.62		27,054.56		39,831.87
	* YEAR TOTAL	1,794,422.05	3,658.97	1,727,535.62		27,054.56	97.79	39,831.87
2011	00 VANCE COUNTY TAXES	2,231,308.07	11,437.28	1,956,378.19		45,891.23		229,038.65
	* YEAR TOTAL	2,231,308.07	11,437.28	1,956,378.19		45,891.23	89.74	229,038.65
2012	00 VANCE COUNTY TAXES	754,411.59	1,159.94	396,460.78		12,167.53		345,783.28
	* YEAR TOTAL	754,411.59	1,159.94	396,460.78		12,167.53	54.17	345,783.28
	** REV UNT TOT	14,120,536.46	16,256.19	13,065,337.42		164,352.98	93.70	890,846.06

YEAR	REVENUE UNIT / CHARGE TYPE	(A) LEVY ORIG/DISC	DISC BILLS INCL IN (A)	(B) LEVY PAID/DSCNTS	DISCOUNTS INCL IN (B)	(C) NET ABATEMENTS	B+C/A COLL %	LEVY OUTSTANDING
2002	12 FIRE DISTRICT TAXES	727.43		381.62		.79		345.02
*	YEAR TOTAL	727.43		381.62		.79	52.58	345.02
2003	12 FIRE DISTRICT TAXES	1,378.08		749.22				628.86
*	YEAR TOTAL	1,378.08		749.22			54.37	628.86
2004	12 FIRE DISTRICT TAXES	1,770.44		1,090.82				679.62
*	YEAR TOTAL	1,770.44		1,090.82			61.62	679.62
2005	12 FIRE DISTRICT TAXES	5,276.33		4,589.60		1.32		685.41
*	YEAR TOTAL	5,276.33		4,589.60		1.32	87.01	685.41
2006	12 FIRE DISTRICT TAXES	40,840.25		40,164.36		3.69		672.20
*	YEAR TOTAL	40,840.25		40,164.36		3.69	98.36	672.20
2007	12 FIRE DISTRICT TAXES	63,154.07		62,390.77		11.57		751.73
*	YEAR TOTAL	63,154.07		62,390.77		11.57	98.81	751.73
2008	12 FIRE DISTRICT TAXES	56,307.26		55,665.84		7.55		633.87
*	YEAR TOTAL	56,307.26		55,665.84		7.55	98.88	633.87
2009	12 FIRE DISTRICT TAXES	48,832.57		47,965.68		29.02		837.87
*	YEAR TOTAL	48,832.57		47,965.68		29.02	98.29	837.87
2010	12 FIRE DISTRICT TAXES	42,756.54	102.48	41,554.61		259.75		942.18
*	YEAR TOTAL	42,756.54	102.48	41,554.61		259.75	97.80	942.18
2011	12 FIRE DISTRICT TAXES	53,858.96	284.46	47,859.13		941.91		5,057.92
*	YEAR TOTAL	53,858.96	284.46	47,859.13		941.91	90.61	5,057.92
2012	12 FIRE DISTRICT							

YEAR REVENUE UNIT CHARGE TYPE	(A) LEVY ORIG/DISC	DISC BILLS INCL IN (A)	(B) LEVY PAID/DSCNTS	DISCOUNTS INCL IN (B)	(C) NET ABATEMENTS	B+C/A COLL %	LEVY OUTSTANDING
TAXES	18,514.06	35.80	9,673.55		280.82		8,559.69
* YEAR TOTAL	18,514.06	35.80	9,673.55		280.82	53.77	8,559.69
** REV UNT TOT	333,415.99	422.74	312,085.20		1,536.42	94.07	19,794.37
*** GROUP TOTAL	17,974,309.76	19,758.11	16,561,278.98		226,256.73	93.40	1,186,774.05

YEAR REVENUE UNIT CHARGE TYPE	(A) LEVY ORIG/DISC	DISC BILLS INCL IN (A)	(B) LEVY PAID/DSCNTS	DISCOUNTS INCL IN (B)	(C) NET ABATEMENTS	B+C/A COLL %	LEVY OUTSTANDING
**** GRAND TOTAL	184,938,474.80	811,399.64	154,950,675.49		1,078,331.24	84.37	28,909,468.07

VANCE COUNTY
TAX COLLECTIONS REPORT ALL RGCDS BY UNIT/YEAR
DEPOSIT DATE RANGE 9/01/2012 THRU 9/30/2012
YEAR RANGE 2000 THRU 2012

REVENUE UNIT: 00 VANCE COUNTY

YEAR	BEGINNING LEVY	ADDITIONS TO LEVY MTD	ADDITIONS YTD	DISCOUNTS AND RELEASES TO LEVY MTD	DISCOUNTS AND RELEASES YTD	ADJUSTED LEVY	COLLECTED MTD	COLLECTED YTD	ENDING BALANCE
2012	19,250,947.59	921,428.38	1,757,356.76	160,210.75	323,562.65	20,684,741.70	1,710,127.31	2,323,374.57	18,361,367.13
2011	1,356,774.91	4,476.87	7,805.91	7,391.12	15,221.11	1,349,359.71	69,907.25	283,360.44	1,065,999.27
2010	522,574.40	3,263.35	3,492.31	3,685.52	5,243.13	520,823.58	13,736.88	73,566.71	447,256.87
2009	246,028.53	857.29	857.29	1,186.18	2,238.20	244,647.62	5,720.86	18,054.82	226,592.80
2008	170,653.11	874.84	874.84	1,220.23	2,202.50	169,325.45	2,478.08	8,632.72	160,692.73
2007	95,584.23	1,443.26	1,443.26	1,764.11	2,831.53	94,195.96	595.25	4,129.32	90,066.64
2006	85,384.00			163.93	1,176.20	84,207.80	989.11	2,976.04	81,231.76
2005	75,851.20			150.97	1,129.50	74,721.70	614.60	2,638.78	72,082.92
2004	66,269.11			147.69	1,046.61	65,222.50	339.23	1,329.79	63,892.71
2003	68,512.22			147.69	1,046.61	67,465.61	171.00	935.19	66,530.42
2002	72,845.15			84.57	563.29	72,281.86	157.42	440.82	71,841.04
2001	3,319.62			80.72	537.68	2,781.94		17.05	2,764.89
2000	2,253.70			80.72	537.68	1,716.02		17.05	1,698.97
TOTAL	22,016,997.77	932,343.99	1,771,830.37	176,314.20	357,336.69	23,431,491.45	1,804,836.99	2,719,473.30	20,712,018.15
CURRENT INTEREST & COLLECTORS FEES							3,719.88	13,182.81	
PRIOR INTEREST & COLLECTORS FEES							24,670.78	110,884.53	
TOTAL INTEREST & COLLECTORS FEES							28,390.66	124,067.34	
TOTAL PRIOR YEARS TAXES							94,709.68	396,098.73	
TOTAL TAXES & INTEREST & COLLECTORS FEES							1,833,227.65	2,843,540.64	
DISCOVERIES TAXES & INTEREST									
NET							1,833,227.65	2,843,540.64	
CURRENT YEAR PERCENTAGE	11.23					DMV INTEREST	1,514.77	5,849.13	

VANCE COUNTY
TAX COLLECTIONS REPORT ALL RGCDS BY UNIT/YEAR
DEPOSIT DATE RANGE 9/01/2012 THRU 9/30/2012
YEAR RANGE 2000 THRU 2012

REVENUE UNIT: 12 FIRE DISTRICT

YEAR	BEGINNING LEVY	ADDITIONS TO LEVY MTD	ADDITIONS YTD	DISCOUNTS AND RELEASES TO LEVY MTD	DISCOUNTS AND RELEASES YTD	ADJUSTED LEVY	COLLECTED MTD	COLLECTED YTD	ENDING BALANCE
2012	660,512.19	26,444.15	47,741.70	5,708.06	10,276.26	697,977.63	57,681.30	75,815.14	622,162.49
2011	30,572.15	126.73	203.66	192.87	350.37	30,425.44	1,649.33	7,021.99	23,403.45
2010	11,913.01	108.50	111.25	118.70	129.87	11,894.39	314.48	1,802.93	10,091.46
2009	5,717.58	28.50	28.50	35.88	37.17	5,708.91	114.45	375.03	5,333.88
2008	3,350.59	28.50	28.50	36.17	36.17	3,342.92	62.84	212.89	3,130.03
2007	2,037.41	47.06	47.06	52.60	52.60	2,031.87	17.40	102.58	1,929.29
2006	1,768.63					1,768.63	23.00	78.86	1,689.77
2005	1,590.84				7.13	1,583.71	14.68	58.54	1,525.17
2004	1,469.18					1,469.18	5.19	31.68	1,437.50
2003	1,488.69					1,488.69	2.43	27.54	1,461.15
2002	1,134.80					1,134.80	2.30	5.45	1,129.35
2001									
TOTAL	721,555.07	26,783.44	48,160.67	6,144.28	10,889.57	758,826.17	59,887.40	85,532.63	673,293.54
CURRENT INTEREST & COLLECTORS FEES							8.82	142.71	
PRIOR INTEREST & COLLECTORS FEES							240.61	1,060.64	
TOTAL INTEREST & COLLECTORS FEES							249.43	1,203.35	
TOTAL PRIOR YEARS TAXES							2,206.10	9,717.49	
TOTAL TAXES & INTEREST & COLLECTORS FEES							60,136.83	86,735.98	
DISCOVERIES TAXES & INTEREST									
NET							60,136.83	86,735.98	
CURRENT YEAR PERCENTAGE	10.86				DMV INTEREST		35.21	138.50	

DATE 10/15/12
TIME 11:46:27
USER CINDY

VANCE COUNTY
TAX COLLECTIONS REPORT ALL RGCDS BY UNIT/YEAR
DEPOSIT DATE RANGE 9/01/2012 THRU 9/30/2012
YEAR RANGE 2000 THRU 2012

ASSESSMENT CODE: SWF SOLID WASTE

YEAR	BEGINNING LEVY	ADDITIONS TO LEVY MTD	ADDITIONS YTD	RELEASES TO LEVY MTD	RELEASES YTD	ADJUSTED LEVY	COLLECTED MTD	COLLECTED YTD	ENDING BALANCE
2012	2,018,730.00	39,987.50	68,202.50	35,910.00	59,187.50	2,027,745.00	178,390.39	229,005.21	1,798,739.79
2011	183,119.68	315.00	420.00	1,050.00	1,890.00	181,649.68	5,260.67	23,650.36	157,999.32
2010	96,367.59	310.00	310.00	822.50	1,437.50	95,240.09	2,272.85	8,017.69	87,222.40
2009	43,370.90	102.50	102.50	307.50	820.00	42,653.40	1,204.37	3,954.79	38,698.61
2008	33,244.97	102.50	102.50	307.50	615.00	32,732.47	396.89	1,907.27	30,825.20
2007	18,703.16	285.00	285.00	380.00	570.00	18,418.16	263.22	989.56	17,428.60
2006	18,152.22			90.00	270.00	17,882.22		378.21	17,504.01
2005	14,802.42			90.00	270.00	14,532.42	10.42	387.19	14,145.23
2004	10,172.76			75.00	225.00	9,947.76	49.42	32.90	9,914.86
2003	11,369.20			75.00	225.00	11,144.20		75.00-	11,219.20
2002	11,574.01			75.00	75.00	11,499.01	44.26	229.38	11,269.63
2001	300.00			75.00	75.00	225.00			225.00
2000	150.00			75.00	75.00	75.00			75.00
TOTAL	2,460,056.91	41,102.50	69,422.50	39,332.50	65,735.00	2,463,744.41	187,892.49	268,477.56	2,195,266.85
TOTAL PRIOR YEARS							9,502.10	39,472.35	
CURRENT YEAR PERCENTAGE	11.29								

NCDVA-2
Rev. Dec. 2007

NORTH CAROLINA DIVISION OF VETERANS AFFAIRS
ACTIVITIES REPORTING FORM

(pg 1 of 2)

County Vance #6 Month/Year October 2012 Prepared By Sandra L Grissom Approved By Sandra L Grissom

		Correspondence Out			Request for Service (Telephone and In-Person)								Written Action Taken (claims & development)													
						In-Person																				
Date	Name	faxes/e-mail	Written	Other	IN PERSON AND Telephone Calls	OEF/OIF	Gulf War	Vietnam	Korea	World War II	Other/Peace Time	Widow/Other	4138-development and follow-up	Compensation	DIC	Appeals - NOD; Form 9	Veteran's Pension	Widow's Pension	EVR - 21-8416	Education and Scholarships	Department of Defense	Medical	North Carolina Benefits	Presentations and briefings	Miscellaneous
10-1	Various	3	3	6	11	2	1	2			3	3	1												10
10-2			9	12	16	1		6	5	1	3											1			15
10-3		1	6	11	18	1	2	5	4		4	2	2												16
10-4			2	10	12	1	1	2	3	1	1	3		1											11
10-5		1	3	4	16			8		4	2	2													16
10-8		1	2	3	11		1	4		2	3	1													11
10-9			4	11	12	2		2		6	1	1	2												10
10-10			2	6	17		2	12	2			1													17
10-11				2	11		1	6	2			2													11
10-12			1	4	10			5			1	4													10
10-15			3	9	19	1	4	8	1	1	1	3	3									1			15
10-16			2	5	12			6	1	1	3	1													12
10-17			1	4	13		1	2	2	2	3	3													13
10-18			2	3	12	1	1	1	1	1	3	4	1												11
10-19					16		1	4		6	1	4													16
10-22			1	6	13			3	1	4	4	1													13
10-23			1	3	18		3	3	5	4		3													18
10-24		1	2	6	14		6	3		1	2	2													14
10-25		2	5	13	19		1	9		2	5	2													19
10-26		1	5		12			6	1	1	1	3	1				1								10
	Total GRAND	10	56	121	313	9	28	108	30	39	46	53	10	1			1				2				299

NCDVA-2
Rev. Dec. 2007

NORTH CAROLINA DIVISION OF VETERANS AFFAIRS
ACTIVITIES REPORTING FORM

(pg 2 of 2)

County Vance #6 Month/Year October 2012 Prepared By Sandra L Hinson Approved By Sandra L Hinson

		Correspondence Out			Request for Service (Telephone and In-Person)								Written Action Taken (claims & development)												
						In-Person																			
Date	Name	faxes/e-mail	Written	Other	IN PERSON AND Telephone Calls	OEF/OIF	Gulf War	Vietnam	Korea	World War II	Other/Peace Time	Widow/Other	4138-development and follow-up	Compensation	DIC	Appeals - NOD; Form 9	Veteran's Pension	Widow's Pension	EVR - 21-8416	Education and Scholarships	Department of Defense	Medical	North Carolina Benefits	Presentations and briefings	Miscellaneous
10-29	Various		2	3	12		1	3	1		2	5													12
10-30	"				9		2	3		1	1	2													9
10-31	"				10			5	1	1	2	1													10
	Total																								

VANCE COUNTY PLANNING & DEVELOPMENT
ACTIVITY SUMMARY REPORT
September 26, 2012 - October 25, 2012

GENERAL ACTIVITY

Type of Activity	Total Records	Fees	Job Cost
Violations	4	$0	$0
Complaints	3	$0	$0
Projects	8	N/A	N/A
Miscellaneous Fees	55	$891	$0
Planning Fees	7	$790	$0
Zoning Permits	33	$1,435	$0
Board of Adjustment	0	$0	$0
Mechanical	20	$1,938	$90,686
Electrical	47	$2,750	$63,929
Plumbing	10	$605	$8,225
** Building **	83	$14,486	$1,479,998
TOTAL ALL ACTIVITY	**270**	**$22,895**	**$1,642,838**

* ZONING PERMITS BREAKDOWN *

Residential Zoning Permits	Total	Fees
Single Family Dwellings	6	$360
Multi-Family Dwellings	0	$0
Residential Additions	10	$600
Commercial	1	$75
Miscellaneous	0	$0
Sign	0	$0
Cell Tower	0	$0
Perk Test Authorizations	16	$400
Dev Permit (Kittrell)	0	$0
TOTAL ZONING PERMITS	33	$1,435

** BUILDING PERMITS BREAKDOWN **

Residential Building Permits	Total	Fees	Job Cost
(SFR) Single Family Residential	5	$5,196	$898,512
(MOD) Modular	0	$0	$0
(SWMH) Single Wide Mobile Home	4	$785	$25,800
(DWMH) Double Wide Mobile Home	0	$0	$0
(TWMH) Triple Wide Mobile Home	0	$0	$0
(ADD) Addition	20	$3,963	$356,526
Remodel	4	$622	$27,500
Shingles	8	$595	$20,330
(Demo) Demolition	1	$55	$5,000
Total Residential	**42**	**$11,216**	**$1,333,668**
Commercial Building Permits			
(CN) Commercial - New	1	$505	$60,000
(CA) Commercial - Addition	2	$480	$43,485
(CU) Commercial - Upfit	3	$350	$40,600
(OC) Occupancy Change	1	$55	$350
(FS) Fire/Safety	29	$1,580	$1,595
Total Commercial	**36**	**$2,970**	**$146,030**
Misc (Residential & Commercial)	5	$300	$300
TOTAL BUILDING PERMITS	**83**	**$14,486**	**$1,479,998**

Prepared by:
10/26/2012

Approved by:
10/26/2012

Zoning Permits Subtotal Report
Sorted by Permit Type

Report for 09/26/2012 **to** 10/25/2012

Date	Permit Type	Site Address	Issued to	Project Scope	Fee
10/10/2012	ZCOMMERCIAL	20 BULLOCKSVILLE PARK	SHERRENE HUGHES	BUSINESS CHANGE - NEW SALON	75.00
Permit Type ZCOMMERCIAL		**Total Permits** 1		**Fees Total**	$ 75.00
09/27/2012	ZPERKTEST	1347 GILLBURG RD	LISA BOBBITT	PERK TEST 3 BRMS	25.00
09/27/2012	ZPERKTEST	178 SUMMER SHORE LN	MARK HICKS BUILDER, INC	RECERT EXISTING SEPTIC	25.00
10/01/2012	ZPERKTEST	2727 US 158 BYPASS	TRACEY GREENWAY	RECERTIFICATION 3 BRMS	25.00
10/01/2012	ZPERKTEST	JOHNNIE EVANS RD	DOROTHY AHLGREN	PERK TEST 4 BRMS	25.00
10/01/2012	ZPERKTEST	38 BILL BRAGG MORTON	BETTIE ALLEN	RECERTIFICATION 3 BRMS	25.00
10/03/2012	ZPERKTEST	1536 WHITE FARM LN	BUILDER-TONY HIRST: B TONY	RECERTIFICTION 3BRMS	25.00
10/10/2012	ZPERKTEST	1517 STEWART FARM RD	DICKERSON, KENNETH G	PERK TEST: 3 BDRMS	25.00
10/11/2012	ZPERKTEST	BARKER RD	HARRIS, NANCY	PERK TEST 3 BRMS	25.00
10/15/2012	ZPERKTEST	PINEY GROVE RD SOUTH	THOMAS REID ELMORE	PERK TEST: 3 BDRMS	25.00
10/23/2012	ZPERKTEST	254 IRENE BULLOCK LN	STEVEN DANIELS	RECERT EXIST SEPTIC SYSTEM	25.00
10/25/2012	ZPERKTEST	0000 MT PLEASANT	ED REEVES	PERK TEST 3 BRMS	25.00
10/25/2012	ZPERKTEST	0000 MT PLEASANT	REEVES LAND ONE LLC	PERK TEST 3 BRMS	25.00
10/25/2012	ZPERKTEST	0000 MT PLEASANT	REEVES LAND ONE LLC	PERK TEST 3 BRMS	25.00
10/25/2012	ZPERKTEST	0000 SHEPERDS WAY LN	REEVES LAND ONE LLC	PERK TEST 3 BRMS	25.00
10/25/2012	ZPERKTEST	0000 SHEPERDS WAY LN	REEVES LAND ONE LLC	PERK TEST 4 BRMS	25.00
10/25/2012	ZPERKTEST	0000 MT PLEASANT LN	REEVES LAND ONE LLC	PERK TEST 3 BRMS	25.00
Permit Type ZPERKTEST		**Total Permits** 16		**Fees Total**	$ 400.00
09/27/2012	ZRESADDITION	86 HERITAGE HILL	ROGERS, LARRY & SHIRLEY	14 X 14 STORAGE BUILDING	60.00
10/04/2012	ZRESADDITION	2704 NUTBUSH RD	JAMES THOMPSON	18 X 18 STORAGE BUILDING	60.00
10/16/2012	ZRESADDITION	1185 CAREY CHAPEL RD	CAROLINA WOODWORKS &	14 X 28 ATTACHED GARAGE	60.00
10/18/2012	ZRESADDITION	128 BEARPOND RD	REBUILDING HOPE, INC.: B	4 X 24 RESIDENTIAL RAMP	60.00
10/18/2012	ZRESADDITION	65 MORNING GLORY LN	REBUILDING HOPE, INC.: B	4 X 24 RESIDENTIAL RAMP	60.00
10/19/2012	ZRESADDITION	2685 STEWART FARM RD	DOUGLAS S MUHLE	682 SQ FT ADDITION	60.00
10/22/2012	ZRESADDITION	11198 NC 39 HWY	TARHEEL WOODCRAFTERS: B	12 X 12 ADDITION	60.00
10/24/2012	ZRESADDITION	298 PINNACLE PL	TONEY THORPE	12 X 12 ADDITION	60.00
10/25/2012	ZRESADDITION	4281 STAGECOACH RD	RISING SUN POOLS, INC.:	IN GROUND SWIMMING POOL	60.00
10/25/2012	ZRESADDITION	84 CORNISH LN	REBUILDING HOPE, INC.: B	4 X 20 RESIDENTIAL RAMP	60.00
Permit Type ZRESADDITION		**Total Permits** 10		**Fees Total**	$ 600.00
09/27/2012	ZSFR	913 PENINSULA LN	M SQUARED BUILDERS &	1 STORY SFD PORCHES	60.00
10/01/2012	ZSFR	178 SUMMER SHORE LN	MARK HICKS BUILDER, INC	2 STORY SFR PORCH/DECK	60.00
10/12/2012	ZSFR	2727 US 158 BYPASS	GREENWAY, LARRY T &	1999 14 X 80 SWMH 3 BRMS	60.00

Zoning Permits Subtotal Report
Sorted by Permit Type

Report for 09/26/2012 **to** 10/25/2012

Date	Permit Type	Site Address	Issued to	Project Scope	Fee
10/12/2012	ZSFR	1140 STAGECOACH RD	MEL'S PLUMBING & ELECTRIC	1 STORY SFD 2 BRMS PORCH	60.00
10/12/2012	ZSFR	KENNY LANE	FITZSIMMONS, KEN	1998 12 X 72 SWMH 3 BRMS	60.00
10/16/2012	ZSFR	38 BILL BRAGG MORTON	BETTIE P ALLEN	1999 14 X 70 SWMH 3 BRMS	60.00

Permit Type ZSFR **Total Permits** 6 **Fees Total** $ 360.00

Total Permits 33 **Fees Total** $ 1,435.00

Building Permits Subtotal Report
Sorted by PERMIT TYPE CODE

Report for 09/26/2012 to 10/25/2012

Report Date 10/29/2012

Permit Type Code	Permit Date	Site Address	General Contractor	Owner Name	Project Scope	Permit Fee	Estimated Cost
ADD	09/27/2012	511 MASON ST	OWNER AS CONTRACTOR:	RODRIGUEZ, JOSE LUIS REYES	924 SQ FT ADDITION	$314.00	$23,000.00
ADD	10/10/2012	1540 CYPRESS DR	ROGERS & FRANKLIN DESIGN BUILD:	WILLIAMS, JEREMY C	ADD CLOSET & DECK	$320.00	$15,000.00
ADD	10/02/2012	385 BELLWOOD DR	HUGHES INSULATION:	ENSLEY,ANNETT	ADD INSULATION	$45.00	$45.00
ADD	10/24/2012	1290 SPRING VALLEY RD	INNOVATIVE GREEN BUILDERS, INC:	WALTERS, PHILEMON H & DONNA	SCREENED PORCH/DECK	$120.00	$16,000.00
ADD	10/11/2012	2100 COLEMAN PL	OWNER AS CONTRACTOR:	BARBERIO, RUSSELL C & DIANE	GARAGE 896SQ	$100.00	$30,000.00
ADD	10/02/2012	2100 WOODLAND RD NORTH	WORTH TAYLOR CONSTRUCTION CO:	TIPPETT, ROBERT C & AUDREY	SCREEN IN PORCH	$220.00	$29,000.00
ADD	10/05/2012	116 PARKER ST	JOHN M. BIERMAN	RANES, KATHERINE W	RAMP	$55.00	$500.00
ADD	10/16/2012	131 ELIZABETH ST SOUTH	REBUILDING HOPE, INC.:	CLARK, MARY L	RESIDENTIAL RAMP	$55.00	$150.00
ADD	10/18/2012	128 BEARPOND RD	REBUILDING HOPE, INC.:	HAYES, PHYLLIS A	4X24 RAMP	$55.00	$300.00
ADD	10/22/2012	11198 NC 39 HWY	TARHEEL WOODCRAFTERS:	TWISDALE, MACON N & BETTYE	12 X 12 ADDITION	$375.00	$22,000.00
ADD	10/04/2012	2704 NUTBUSH RD	JAMES THOMPSON	GRONAU, DARYL D & DEBORAH	18 X 18 STORAGE BLDG	$65.00	$7,600.00
ADD	10/16/2012	1185 CAREY CHAPEL RD	CAROLINA WOODWORKS & TRIM	HAMM, HAROLD M & JUDY	14X28 CARPORT	$110.00	$14,000.00
ADD	10/19/2012	2685 STEWART FARM RD	DOUGLAS S MUHLE	WRIGHT, DANNY WADE & BETTY C	682 SQ FT ADDITION	$420.00	$42,000.00
ADD	10/25/2012	370 WEYBOSSETT RD	HUMPHRIES CONSTRUCTION CO, INC:	THOMPSON, MARTES M& VALTETTER	SCREEN PORCH/DECK/AD	$639.00	$90,000.00
ADD	10/18/2012	65 MORNING GLORY LN	REBUILDING HOPE, INC.:	B & R PROPERTIES & DEV LLC	4X24 RAMP	$55.00	$300.00
ADD	10/24/2012	298 PINNACLE PL	TONEY THORPE	STEED, SHAKITA	12 X 12 ADDITION	$320.00	$14,000.00
ADD	09/27/2012	86 HERITAGE HILL	OWNER AS CONTRACTOR:	ROGERS, LARRY & SHIRLEY	14 X 14 STORAGE BLDG	$110.00	$1,960.00
ADD	10/24/2012	205 BOYD LN	CHARLES R. RAMSEY:	GREENWAY, JONATHAN S	32X32 GARAGE 2 STORY	$320.00	$19,000.00
ADD	10/25/2012	4281 STAGECOACH RD	RISING SUN POOLS, INC.:	CURRIN, CLYDE Y & WANDA	INGROUND POOL	$210.00	$31,371.00
ADD	10/25/2012	84 CORNISH LN	REBUILDING HOPE, INC.:	CORNISH, CHARLES, JR	4X20 RESIDENTUAL RAM	$55.00	$300.00
Permit Type Code: ADD			**Total Permits: 20**	**Fees Total: $3,963.00**			**Estimated Cost Total: $356,526.00**
CA	10/02/2012	200 PARKVIEW DR WEST - B	MCCORKLE SIGN CORP:	NORTHPARK & ASSOCIATES	ERECTING SIGN/W ELEC	$200.00	$3,485.00
CA	10/24/2012	941 ANDREWS AVE WEST - A	VANCE CONSTRUCTION:	CRAWFORD PROPERTIES	REPAIRS TO BUILDING	$280.00	$40,000.00
Permit Type Code: CA			**Total Permits: 2**	**Fees Total: $480.00**			**Estimated Cost Total: $43,485.00**
CN	10/18/2012	845 COMMERCE DR	VANCE CONSTRUCTION:	P & G PET CARE	RATED,CORR.DRS+WLK	$505.00	$60,000.00
Permit Type Code: CN			**Total Permits: 1**	**Fees Total: $505.00**			**Estimated Cost Total: $60,000.00**
CU	10/08/2012	1010 GARNETT ST SOUTH	BERNARD ALEXANDER	LEWIS, BOLLAR, JR	PLACE GIRDERS	$100.00	$4,800.00

Building Permits Subtotal Report
Sorted by PERMIT TYPE CODE

Report for 09/26/2012 to 10/25/2012

Report Date 10/29/2012

Permit Type Code	Permit Date	Site Address	General Contractor	Owner Name	Project Scope	Permit Fee	Estimated Cost
CU	10/11/2012	215 GARNETT ST NORTH	CHARLES R. RAMSEY:	CLONINGER HOLDINGS, LLC	CHANGE PORCH POSTS	$55.00	$800.00
CU	10/04/2012	615 US 158 BYPASS	CONTRACTORS UNLIMITED:	ROSE OIL	CONTAINMENT	$195.00	$35,000.00
Permit Type Code: CU		**Total Permits: 3**		**Fees Total: $350.00**		**Estimated Cost Total: $40,600.00**	
DEMO	10/12/2012	1140 STAGECOACH RD	MEL'S PLUMBING & ELECTRIC	VENABLE, ETHEL	DEMOLITION OF HOUSE	$55.00	$5,000.00
Permit Type Code: DEMO		**Total Permits: 1**		**Fees Total: $55.00**		**Estimated Cost Total: $5,000.00**	
FS	10/04/2012	2100 GARNETT ST NORTH	OWNER AS CONTRACTOR:	GREYSTONE CONCRETE PRODUCT,INC	ANNUAL F/S	$55.00	$55.00
FS	10/15/2012	311 HAWKINS DR	OWNER AS CONTRACTOR:	VANCE CO BOARD OF EDUCATION	FALL ANNUAL F/S	$55.00	$55.00
FS	10/17/2012	1600 GARNETT ST EXT	OWNER AS CONTRACTOR:	VANCE CO BOARD OF EDUCATION	FALL ANNUAL F/S	$55.00	$55.00
FS	10/11/2012	293 WARRENTON RD	OWNER AS CONTRACTOR:	VANCE CO BOARD OF EDUCATION	FALL ANNUAL F/S	$55.00	$55.00
FS	10/08/2012	2684 RALEIGH RD	OWNER AS CONTRACTOR:	DUFFY, ATHENA T & GOULD, EVAN	NAME CHANGE	$55.00	$55.00
FS	10/16/2012	219 CHARLES ST	OWNER AS CONTRACTOR:	VANCE CO BOARD OF EDUCATION	FALL ANNUAL F/S	$55.00	$55.00
FS	10/15/2012	855 ADAMS ST	OWNER AS CONTRACTOR:	VANCE CO BOARD OF EDUCATION	FALL ANNUAL F/S	$55.00	$55.00
FS	10/05/2012	1873 NC 39 HWY SOUTH	OWNER AS CONTRACTOR:	JOHNSON, MARY WATKINS	STATE MANDATE FS	$55.00	$55.00
FS	10/16/2012	500 BECKFORD DR NORTH	OWNER AS CONTRACTOR:	VANCE CO BOARD OF EDUCATION	FALL ANNUAL F/S	$55.00	$55.00
FS	10/01/2012	476 LYNNBANK RD NORTH	OWNER AS CONTRACTOR:	WARD, VICTOR & JANICE	ANNUAL F/S	$55.00	$55.00
FS	10/05/2012	196 BUFFALO MILL RD	OWNER AS CONTRACTOR:	BUFFALOE MILLING CO INC	STATE MANDATED FS	$55.00	$55.00
FS	10/22/2012	2785 POPLAR CREEK RD	OWNER AS CONTRACTOR:	VANCE CO BOARD OF EDUCATION	FALL ANNUAL F/S	$55.00	$55.00
FS	10/09/2012	150 LANNING RD	OWNER AS CONTRACTOR:	VANCE CO BOARD OF EDUCATION	FALL ANNAUAL/F S	$55.00	$55.00
FS	10/02/2012	941 US 158 BYPASS	VANCE ADULT GROUP HOME	VANCE COUNTY GROUP HOME, INC	ANNUAL F/S	$55.00	$55.00
FS	10/15/2012	10199 NC 39 HWY NORTH	OWNER AS CONTRACTOR:	VANCE CO BOARD OF EDUCATION	ANNUAL FALL F/S	$55.00	$55.00
FS	10/03/2012	256 FLEMINGTOWN RD	OWNER AS CONTRACTOR:	WOODMONT PETROLEUM PROD, INC	FIRE /SAFETY	$55.00	$55.00
FS	10/15/2012	6655 BROAD ST	OWNER AS CONTRACTOR:	VANCE CO BOARD OF EDUCATION	FALL ANNUAL F/S	$55.00	$55.00
FS	10/03/2012	100 TUCKER LUMBER RD	OWNER AS CONTRACTOR:	GEORGIA-PACIFIC CORP	FIRE/SAFETY	$55.00	$55.00
FS	10/15/2012	987 CARVER SCHOOL RD	OWNER AS CONTRACTOR:	VANCE CO BOARD OF EDUCATION	FALL ANNUAL F/S	$55.00	$55.00
FS	10/09/2012	305 CAREY CHAPEL RD	OWNER AS CONTRACTOR:	VANCE CO BOARD OF EDUCATION	FALL ANNUAL /F S	$55.00	$55.00
FS	10/09/2012	309 MT CARMEL CHURCH RD	OWNER AS CONTRACTOR:	VANCE CO BOARD OF EDUCATION	FALL ANNUAL /F S	$55.00	$55.00
FS	10/11/2012	925 GARRETT RD	OWNER AS CONTRACTOR:	VANCE CO BOARD OF EDUCATION	FALL FIRE/SAFETY	$55.00	$55.00
FS	10/10/2012	261 MCNAIR DR	OWNER AS CONTRACTOR:	DUNSTON, CHARLIE, SR& BARBARA	FS/ANNUAL FOSTER CAR	$55.00	$55.00
FS	10/09/2012	4800 RALEIGH RD	OWNER AS CONTRACTOR:	VANCE CO BOARD OF EDUCATION	FALL ANNUAL /F S	$55.00	$55.00

Building Permits Subtotal Report
Sorted by PERMIT TYPE CODE

Report for 09/26/2012 to 10/25/2012

Report Date 10/29/2012

Permit Type Code	Permit Date	Site Address	General Contractor	Owner Name	Project Scope	Permit Fee	Estimated Cost
FS	10/03/2012	175 SATTERWHITE POINT RD	OWNER AS CONTRACTOR:	ELLINGTON, CLYDE & KIMBERLY	FIRE/SAFETY	$0.00	$55.00
FS	09/28/2012	45 LAURIE BALL RD	OWNER AS CONTRACTOR:	BROWN, SHAWN	AFL/FIRE/SAFETY	$95.00	$55.00
FS	10/05/2012	139 WAREHOUSE RD	OWNER AS CONTRACTOR:	KENNAMETAL, INC	STATE MANDATED FS	$55.00	$55.00
FS	10/18/2012	73 SUNROCK RD	OWNER AS CONTRACTOR:	CAROLINA SUNROCK CORPORATION	STATE MANDATED F/S	$55.00	$55.00
FS	10/10/2012	20 BULLOCKSVILLE PARK RD	OWNER AS CONTRACTOR:	TERRY, LARRY	F/S NEW BUISNESS	$55.00	$55.00
Permit Type Code: FS		**Total Permits: 29**		**Fees Total: $1,580.00**		**Estimated Cost Total: $1,595.00**	
MISC	10/02/2012	2100 WOODLAND RD NORTH	WORTH TAYLOR CONSTRUCTION CO:	TIPPETT, ROBERT C & AUDREY	HRF	$10.00	$10.00
MISC	10/24/2012	3540 US 1 HWY SOUTH	OWNER AS CONTRACTOR:	EDWARDS, GREGORY & DONNA	SITE VISIT	$55.00	$55.00
MISC	10/05/2012	1001 MARTIN CREEK RD	LANDMARK CONSTRUCTION & DEVLOP:	FREEDOM LIFE CHURCH OF GOD	CLEARING & GRADING	$125.00	$125.00
MISC	10/09/2012	2362 BOBBITT RD	OWNER AS CONTRACTOR:	CURRIN, BRYAN	RENEWAL FEE	$55.00	$55.00
MISC	09/26/2012	418 BIRCH ST	OWNER AS CONTRACTOR:	FALKNER, JOHN HENRY III	FIRE ASSESMENT	$55.00	$55.00
Permit Type Code: MISC		**Total Permits: 5**		**Fees Total: $300.00**		**Estimated Cost Total: $300.00**	
OC	10/01/2012	1238 DEBNAM AVE	OWNER AS CONTRACTOR:	JOY IN THE LORD BAPTIST CHURCH	NAME CHANGE/2 RAMPS	$55.00	$350.00
Permit Type Code: OC		**Total Permits: 1**		**Fees Total: $55.00**		**Estimated Cost Total: $350.00**	
REMODEL	10/10/2012	2412 OXFORD RD	OWNER AS CONTRACTOR:	EDWARDS, LEWIS H & LOU	REPLACE PORCH ROOF	$55.00	$1,500.00
REMODEL	09/28/2012	681 CHAVIS RD SOUTH	OWNER AS CONTRACTOR:	WOODLIEF, MARK	REMODEL	$265.00	$1,000.00
REMODEL	10/11/2012	164 RAMBLEWOOD LN	ROGERS & FRANKLIN DESIGN BUILD:	HERNDON, ANTHONY & BRENDA	REPAIR 8X12 PORCH	$65.00	$5,000.00
REMODEL	10/04/2012	250 WATERSTONE LN	OWNER AS CONTRACTOR:	LUTHER, SCOTT	TRADES FOR GUEST HS	$237.00	$20,000.00
Permit Type Code: REMODEL		**Total Permits: 4**		**Fees Total: $622.00**		**Estimated Cost Total: $27,500.00**	
SFR	10/08/2012	1054 NEWTON DAIRY RD	OWNER AS CONTRACTOR:	PEGRAM, FRANKIE D	1 1/2 STORY SFD	$1,108.00	$30,000.00
SFR	10/16/2012	1140 STAGECOACH RD	MEL'S PLUMBING & ELECTRIC CO.:	VENABLE, ETHEL	1 STORY SFD	$544.00	$70,000.00
SFR	10/01/2012	178 SUMMER SHORE LN	MARK HICKS BUILDER, INC:	HAGWOOD, PHILLIP E & KAREN	2 STORY SFR	$1,008.00	$255,800.00
SFR	09/26/2012	67 HOYLE LN	OWNER AS CONTRACTOR:	GUTIERREZ, ANTONIO	1 1/2 STORY SFR	$1,528.00	$180,000.00
SFR	09/27/2012	913 PENINSULA LN	M SQUARED BUILDERS & DESIGNERS:	KING, JULIUS A & SUSAN M	1 STORY SFD	$1,008.00	$362,712.00

Building Permits Subtotal Report
Sorted by PERMIT TYPE CODE

Report for 09/26/2012 to 10/25/2012

Report Date 10/29/2012

Permit Type Code	Permit Date	Site Address	General Contractor	Owner Name	Project Scope	Permit Fee	Estimated Cost
Permit Type Code: SFR		**Total Permits:5**		**Fees Total: $5,196.00**		**Estimated Cost Total: $898,512.00**	
SHINGLES	10/25/2012	1625 BANE AVE	HARRIS ROOFING:	COLE, MARTIN L MRS, JR	RMOVE & REPLACE	$65.00	$400.00
SHINGLES	10/23/2012	1441 OLD EPSOM RD	OWNER AS CONTRACTOR:	GIBSON, ERVIN	REPLACE SHINGLES	$65.00	$1,000.00
SHINGLES	10/05/2012	1224 DABNEY DR	TUCKER'S CONSTRUCTION CO, LLC:	ABBOTT PROPERTIES, LLC	REPLACE SHINGLES	$75.00	$1,800.00
SHINGLES	10/22/2012	647 CHARLES ST	PEDRO MARTINEZ	GRANT, REBECCA R	RE- ROOFING	$65.00	$2,500.00
SHINGLES	10/22/2012	3240 US 158 BYPASS	CUSTOM SIDING	CLAYTON, GOLDIE E	REPLACE SHINGLES	$65.00	$4,200.00
SHINGLES	10/19/2012	4900 GLEBE RD	JESSIE WEARY	THOMPSON, PRESTON L & LAVERN	REPLACE SHINGLES	$130.00	$3,500.00
SHINGLES	10/12/2012	5585 VICKSBORO RD	JOSE DURAN:	PENDERGRASS, CAROL D	SHINGLES	$65.00	$1,600.00
SHINGLES	10/05/2012	1222 DORSEY AVE	HARRIS ROOFING:	TERRELL, JACKIE JACKSON	REPLACE SHINGLES	$65.00	$5,330.00
Permit Type Code: SHINGLES		**Total Permits:8**		**Fees Total: $595.00**		**Estimated Cost Total: $20,330.00**	
SWMH	10/01/2012	275 STEWART RD	DREAM HOMES MOBILE HOME SERVIC:	FOSTER ENTERPRISES LLC	2000 14 X 76 SWMH	$210.00	$8,000.00
SWMH	10/12/2012	2727 US 158 BYPASS	TBA:	GREENWAY, LARRY T & GLORIA	1999 80X14 SWMH	$210.00	$6,000.00
SWMH	10/16/2012	38 BILL BRAGG MORTON RD	TBA:	MITCELL, ELAINE B	1999 SWMH	$210.00	$4,000.00
SWMH	10/12/2012	KENNY LANE	EATMON MOBIL HOME MOVERS:	FITZSIMMONS, KEN	1998 72X12 SWMH	$155.00	$7,800.00
Permit Type Code: SWMH		**Total Permits:4**		**Fees Total: $785.00**		**Estimated Cost Total: $25,800.00**	

Total Permits Issued: 83 **Total Fees Paid:$14,486.00** **Total Estimated Cost$1,479,998**

Combo Permits Summary Report
Sorted by Source

Report for 09/26/2012 **to** 10/25/2012

Report Date 10/29/2012

Permit Catagory	Permit Date	Permit Type	Site Location	Contractor Name	Owner Name	Project Scope	Permit Fee	Estimated Cost
Electrical	09/27/2012	RE-CONT INSPECTION	252 NEW BETHEL CHURCH RD	HAYWOOD YARBORUGH	NORWOOD, JOAN LASSITER	POWER CONNECTION	$55	$55
Electrical	09/27/2012	RE-CONT INSPECTION	260 ISLAND CREEK ESTATES RD	OWNER AS CONTRACTOR:	HARGROVE, WILLIE B. & JANE	RECONNECT POWER	$55	$55
Electrical	09/28/2012	ELECMIN	86 POOL ROCK SHORES LN	OWNER AS CONTRACTOR:	YOUNG, MICHAEL	INSTALL 200 AMP	$55	$400
Electrical	09/28/2012	ELECMIN	6735 NC 39 HWY SOUTH	CERTIFIED ELECTRIC INC.:	SMITH, H WAYNE	SERVICE CHANGE	$55	$1,500
Electrical	09/28/2012	ELECMIN	1700 PARHAM ST	W & L BULLOCK ELECTRIC SERVICE:	CORBITTSVILLE PROPERTIES	INSTALL RECEPTICALS	$55	$1,500
Electrical	10/01/2012	ELECMIN	221 TRUMAN AVE	JAMES CHAMPION'S ELECTRIC SERV:	HARRIS, LEE ROY	REPLACE PANEL	$55	$755
Electrical	10/01/2012	ELECTRICAL FINAL	178 SUMMER SHORE LN	OWNER AS CONTRACTOR:	HAGWOOD, PHILLIP E & KAREN	POWER CONNECTION	$0	$0
Electrical	10/01/2012	ELECMIN	280 BECKFORD DR SOUTH	T. L. WORLEY ELECTRICAL SERVIC:	VENTAS REALTY LTD	INSTALL NEW SWITCH	$100	$22,300
Electrical	10/03/2012	RE-CONT INSPECTION	49 OAK HILL LOOP RD	OWNER AS CONTRACTOR:	BULLOCK, VIVIAN LEMAY	RE-CONNECT POWER	$55	$55
Electrical	10/04/2012	ELECMIN	120 DABNEY DR	BARKER ELECTRICAL TECHNOLOIES:	QUALITY CORNER CORPORATION	REPLACE LIGHTS	$55	$1,700
Electrical	10/04/2012	ELECMIN	1502 PARHAM ST	JAMES CHAMPION'S ELECTRIC SERV:	STANLEY, ROBERT DANIEL	RAPLACE METER BASE	$55	$555
Electrical	10/05/2012	ELECTRICAL FINAL	3045 KELLY RD	OWNER AS CONTRACTOR:	GREEN, STEVEN III	POWER CONNECTION	$0	$0
Electrical	10/08/2012	ELECMIN	500 ALEXANDER AVE G	LOYD'S ELECTRICAL:	FIVE STAR PROPERTIES	NEW 400 AMP SERVICE	$50	$1,200
Electrical	10/09/2012	RE-CONT INSPECTION	475 JAMES MATTHEWS RD	OWNER AS CONTRACTOR:	PROFFITT, WAYNE D & PATRICIA	POWER CONNECTION	$55	$55
Electrical	10/10/2012	ELECMIN	1052 RUIN CREEK RD	RICK EDWARDS ELECTRIC:	SRI RAMA KRIPA LLC	CORRECT ELEC ISSUES	$55	$1,000
Electrical	10/11/2012	ELECMIN	311 HAWKINS DR	INTEGRATED COMMUNICATIONS SRVS:	VANCE CO BOARD OF EDUCATION	CAT 5 CABLE WIRING	$100	$2,857
Electrical	10/11/2012	ELECMIN	1600 GARNETT ST EXT	INTEGRATED COMMUNICATIONS SRVS:	VANCE CO BOARD OF EDUCATION	CAT 5 CABLE WIRING	$100	$2,857
Electrical	10/11/2012	ELECMIN	566 RUIN CREEK RD	BRYANT-DURHAM ELEC. COMPANY:	MARIA PARHAM HOSPITAL	WIRE FOR PANEL	$140	$3,800
Electrical	10/11/2012	ELECMIN	855 ADAMS ST	INTEGRATED COMMUNICATIONS SRVS:	VANCE CO BOARD OF EDUCATION	CAT 5 CABLE WIRING	$100	$2,857
Electrical	10/11/2012	ELECMIN	10199 NC 39 HWY NORTH	INTEGRATED COMMUNICATIONS SRVS:	VANCE CO BOARD OF EDUCATION	CAT 5 CABLE WIRING	$100	$2,857
Electrical	10/11/2012	ELECMIN	6655 BROAD ST	INTEGRATED COMMUNICATIONS SRVS:	VANCE CO BOARD OF EDUCATION	CAT 5 CABLE WIRING	$100	$2,857
Electrical	10/11/2012	ELECMIN	987 CARVER SCHOOL RD	INTEGRATED COMMUNICATIONS SRVS:	VANCE CO BOARD OF EDUCATION	CAT 5 CABLE WIRING	$100	$2,857
Electrical	10/11/2012	ELECMIN	305 CAREY CHAPEL RD	INTEGRATED COMMUNICATIONS SRVS:	VANCE CO BOARD OF EDUCATION	CAT 5 CABLE WIRING	$100	$2,857
Electrical	10/11/2012	RE-CONT INSPECTION	164 RAMBLEWOOD LN	ROGERS & FRANKLIN DESIGN BUILD:	HERNDON, ANTHONY & BRENDA	POWER CONNECTION	$55	$55
Electrical	10/12/2012	ELECTRICAL FINAL	2688 COKESBURY RD SOUTH	OWNER AS CONTRACTOR:	SLATE, FLORA B	POWER CONNECTION	$0	$0

Combo Permits Summary Report
Sorted by Source

Report for 09/26/2012 **to** 10/25/2012 **Report Date** 10/29/2012

Permit Catagory	Permit Date	Permit Type	Site Location	Contractor Name	Owner Name	Project Scope	Permit Fee	Estimated Cost
Electrical	10/12/2012	ELECMIN	3411 RALEIGH RD	A/CS ELECTRIC, INC:	STEWART, T P CO, INC.	REPLACE SERVICE POLE	$55	$1,200
Electrical	10/16/2012	ELECMIN	928 NICHOLAS ST	MICA ELECTRIC:	GIBBS, AARON M	REPLACE METER BASE	$55	$400
Electrical	10/16/2012	ELECMIN	1124 CHURCH ST NORTH	JAMES CHAMPION'S ELECTRIC SERV:	BOWMAN, CHRISTOPHER SCOTT	INSTALL 200 AMP SVC	$55	$1,100
Electrical	10/16/2012	RE-CONT INSPECTION	290 OAK TREE LN	OWNER AS CONTRACTOR:	WIMBISH, JOHN & MILDRED C	POWER CONNECTION	$55	$55
Electrical	10/16/2012	ELECMIN	418 BIRCH ST	JAMES CHAMPION'S ELECTRIC SERV:	FALKNER, JOHN HENRY III	REWIRE HOUSE 200AMP	$55	$3,000
Electrical	10/17/2012	ELECMIN	115 WESTER AVE	JAMES CHAMPION'S ELECTRIC SERV:	KNOTT, DOROTHY W	POWER CONNECTION	$55	$155
Electrical	10/18/2012	RE-CONT INSPECTION	1001 HARGROVE ST	OWNER AS CONTRACTOR:	SUSEWELL, DAVID & CARMELA	POWER CONNECTION	$55	$0
Electrical	10/18/2012	RE-CONT INSPECTION	295 HIDDEN CREEK LN	TIM STRANGE	TEASLEY, DONALD & JODI B	POWER CONNECTION	$55	$55
Electrical	10/18/2012	ELECTRICAL FINAL	2727 US 158 BYPASS	OWNER AS CONTRACTOR:	GREENWAY, LARRY T & GLORIA	POWER CONNECTION	$0	$0
Electrical	10/19/2012	ELECTRICAL FINAL	1054 NEWTON DAIRY RD	OWNER AS CONTRACTOR:	PEGRAM, FRANKIE D	POWER CONNECTION	$0	$0
Electrical	10/19/2012	RE-CONT INSPECTION	254 IRENE BULLOCK LN	OWNER AS CONTRACTOR:	GENERAL PROPERTIES LLC	POWER CONNECTION	$55	$55
Electrical	10/22/2012	ELECMIN	422 GARNETT ST NORTH	JAMES CHAMPION'S ELECTRIC SERV:	HUGHES, JACK H, JR & SHERRY	INSTALL 200 AMP	$55	$1,200
Electrical	10/22/2012	RE-CONT INSPECTION	748 WALTER BOWEN RD	OWNER AS CONTRACTOR:	ELLIS, MICHAEL JAMES	RECONNECT POWER	$55	$55
Electrical	10/22/2012	ELECMIN	550 ANDREWS AVE WEST	COMFORT ZONE DESIGNERS:	HENDERSON HEIGHTS, LTD	REHOOK HEAT PUMP	$110	$75
Electrical	10/22/2012	ELECMIN	746 PINE RIDGE RD	JAMES TIPPETT	GRANGER, JONATHAN & KRISTY	MVE EXIST FLOD LIGHT	$55	$100
Electrical	10/23/2012	RE-CONT INSPECTION	57 BRELAND DR	RASHUN BASKERVILLE	ERIN GRANTLY INVESTMENTS, LLC	POWER CONNECTION	$55	$55
Electrical	10/23/2012	ELECMIN	1347 GILLBURG RD	OWNER AS CONTRACTOR:	PENDERGRASS, SANDY S	CONNECT POWER	$55	$55
Electrical	10/24/2012	ELECMIN	1185 CAREY CHAPEL RD	JEFF BUCHANAN ELECTRIC SERVICE:	HAMM, HAROLD M & JUDY	INSTALL LIGHTS	$55	$600
Electrical	10/25/2012	ELECMIN	815 EASTWAY DR	JAMES CHAMPION'S ELECTRIC SERV:	MOSS, RODNEY & GREENWAY, JS	WIRE NEW AC/HEAT UNI	$55	$455
Electrical	10/25/2012	ELECMIN	85 CHAVIS RD SOUTH	OWNER AS CONTRACTOR:	PULLEY, LAWRENCE E & MARY	INSTALL PANEL BOX	$55	$275
Electrical	10/25/2012	ELECTRICAL FINAL	190 WATER FRONT DR	OWNER AS CONTRACTOR:	WILSON, MAX H & FRANCES FAYE	POWER CONNECTION	$0	$0
Electrical	10/25/2012	RE-CONT INSPECTION	260 RED MAPLE LN	TRIANGLE NORTH REALTY	CABLE, LARRY S & DEBORAH	POWER CONNECTION	$55	$55

Electrical Permits Issued 47 **Fees Total** $2,750.00 **Estimated Cost Total** $63,929.00

Mechanical	09/26/2012	MECHMIN	320 SPRINGWOOD DR	YELLOW DOT HGT & AIR COND:	HARGROVE, CLARENCE EUGENE	INSTALL HEAT PUMP	$110	$6,009

Combo Permits Summary Report
Sorted by Source

Report for 09/26/2012 **to** 10/25/2012 **Report Date** 10/29/2012

Permit Catagory	Permit Date	Permit Type	Site Location	Contractor Name	Owner Name	Project Scope	Permit Fee	Estimated Cost
Mechanical	09/27/2012	REFGERATION	10 RUIN CREEK RD	DALE'S HEATING,COOLING &REFRIG:	POYTHRESS, KAREN A	24X8 WALK IN COOLER	$123	$19,000
Mechanical	10/01/2012	MECHMIN	1105 HARGROVE ST	STEVEN WIGGINS:	HUGHES, ROSE W	REPLACE FURNACE	$110	$4,000
Mechanical	10/03/2012	MECHMIN	326 HILLCREST ST	A R E MECHANICAL, LLC:	TILLERY, HENRIETTA C	HVAC CHANGEOUT	$55	$2,720
Mechanical	10/04/2012	MECHMIN	1306 OAKRIDGE AVE	MIKE BRUMMITT HEATING&COOLING:	HINES, MARGARET L	CHANGE OUT	$110	$2,259
Mechanical	10/04/2012	MECHMIN	2511 SIMS AVE	LARRY'S SERVICE COMPANY:	FISHER, CARL A & OTHERS	INSTALL GAS PAK	$110	$4,570
Mechanical	10/04/2012	MECHMIN	560 VANCE ACADEMY RD	RAYMOND J COLEMAN:	BOYD, GLENN A	INSTALL 2 GAS HEATER	$55	$5,000
Mechanical	10/05/2012	MECHMIN	150 BURWELL AVE	A R E MECHANICAL, LLC:	KDSWRLD, LLC	REPLACE OUTDR UNIT	$55	$1,500
Mechanical	10/05/2012	MECHMIN	125 LAKEVIEW DR	A R E MECHANICAL, LLC:	MEEKINS, JANE	REPLACE OUTDR UNIT	$55	$1,200
Mechanical	10/11/2012	MECHMIN	233 WILLOWOOD DR	OWNER AS CONTRACTOR:	LAONIPON, JAMES W & ANN	NEW HVAC	$110	$2,000
Mechanical	10/11/2012	MECHMIN	329 WHITE OAK DR	LARRY'S SERVICE COMPANY:	PENTECOSTAL HOLINESS CHURCH	CHANGE OUT GAS PACK	$55	$4,485
Mechanical	10/11/2012	MECHMIN	1026 TOWER RD	YELLOW DOT HGT & AIR COND:	HARRIS, MARION R & OTHERS	HEATPUMP/W DUCT WO	$165	$6,184
Mechanical	10/18/2012	MECHMIN	1124 CHURCH ST NORTH	A R E MECHANICAL, LLC:	BOWMAN, CHRISTOPHER SCOTT	HVAC CHANGE OUT	$110	$2,500
Mechanical	10/22/2012	MECHMIN	200 LEWIS LN	AIRBOSS HEATING & COOLING:	SCALES, MARCIANO & CLAUDETTE	REPLACE 4 TON HEAT P	$110	$4,929
Mechanical	10/23/2012	MECHMIN	4109 WARRENTON RD	TONEY WILKERSON:	MC KINNIE, ERWIN & OTHERS	HEAT PUMP	$110	$4,500
Mechanical	10/23/2012	MECHMIN	1012 GARNETT ST SOUTH	LARRY'S SERVICE COMPANY:	LEWIS, BOLLAR, JR	HVAC CHANGE OUT	$110	$2,000
Mechanical	10/24/2012	MECHMIN	1111 DABNEY DR	LARRY'S SERVICE COMPANY:	STEVENSON, BRIAN & PREWER, C	INSTALL NEW HEAT PUM	$110	$5,010
Mechanical	10/24/2012	MECHMIN	1238 NEW BETHEL CHURCH RD	LARRY'S SERVICE COMPANY:	NEW BETHEL BAPTIST CHURCH	CHANGE OUT GAS PAK	$110	$4,890
Mechanical	10/25/2012	MECHMIN	815 EASTWAY DR	A R E MECHANICAL, LLC:	MOSS, RODNEY & GREENWAY, JS	HVAC CHANGE OUT	$55	$3,000
Mechanical	10/25/2012	MECHMIN	200 RANES DR	MIKE BRUMMITT HEATING&COOLING:	JONES, DORETHA R	2TON CHANGE OUT	$110	$4,930

Mechanical Permits Issued 20 **Fees Total** $1,938.00 **Estimated Cost Total** $90,686.00

Plumbing	10/03/2012	PLUBMIN	605 RALEIGH RD	PUBLIC SERVICE COMPANY OF NORT:	FORSTER, ROBERT E	INSTALL WALL FURNANC	$55	$800
Plumbing	10/10/2012	PLUBMIN	114 DORSEY PL	OWNER AS CONTRACTOR:	CRONINGER, WILLIAM & ELLEN	PLUMBING FOR SUNROON	$110	$55
Plumbing	10/12/2012	PLUBMIN	429 HAMILTON ST	ELMER A DEAL & SONS, INC:	HAWKINS, ROSA LEE BROWN	RUN WATER LINE	$55	$750
Plumbing	10/12/2012	PLUBMIN	230 WATER FRONT DR	FLOW MASTER PLUMBING & PUMP SV:	SHELLEY, RUBELLE H	WATER LINE	$55	$600

Combo Permits Summary Report
Sorted by Source

Report for 09/26/2012 **to** 10/25/2012 **Report Date** 10/29/2012

Permit Catagory	Permit Date	Permit Type	Site Location	Contractor Name	Owner Name	Project Scope	Permit Fee	Estimated Cost
Plumbing	10/15/2012	PLUBMIN	91 ELLINGTON PATH	OWNER AS CONTRACTOR	FALCON FINANCIAL GROUP LLC	HOOKUP TO CITY WATER	$55	$55
Plumbing	10/17/2012	PLUBMIN	832 PARKWAY DR	MOSLEY PLUMBING CO	BUTLER, HARRIETTE H	REPLACE WATER LINE	$55	$1,165
Plumbing	10/18/2012	PLUBMIN	2119 FRANCIS AVE	WATKINS PLUMBING & PIPING	MOSS, ALBERT E	GAS PIPING	$55	$200
Plumbing	10/22/2012	PLUBMIN	491 TOWER RD	NORLINA PLUMBING & ELEC., CO	JENKINS, SHANE & HEATHER G	REMODEL BATH	$55	$3,500
Plumbing	10/24/2012	PLUBMIN	63 WAYCLIFF RD WEST	PUBLIC SERVICE COMPANY OF NORT	NRV HOMES	CONNECT RINNAI & FIR	$55	$800
Plumbing	10/25/2012	PLUBMIN	235 RALEIGH RD	MOSLEY PLUMBING CO	WILLIAMS, MYRON R	SERVICE LINE	$55	$300

Plumbing Permits Issued 10 **Fees Total** $605.00 **Estimated Cost Total** $8,225.00

Permits Issued 77 **Fees Total** $5,293.00 **Estimated Cost Total** $162,840.00

Water Tap Report

Report for 09/26/2012 to 10/25/2012 **Report Date 10/29/2012**

Notification Number	Notification Date	Notification Type	Property Parcel Number	Property Location	Owner Name	Type of Tap	Tap Fee
U2012-1442	09/26/20	WATER TAP	0354C01019	198 B HARRISON LN SOUTH	CORBETT, RUSSELL K & ANN M	WET TAP	$125
U2012-1444	09/26/20	WATER TAP	0534 03001	4787 VICKSBORO RD	REID, ALLEN WAYNE, SR& BETTY	WET TAP	$125
U2012-1445	09/26/20	WATER TAP	0426 01041	224 SOUTHERLAND PL	BARNES, TERESA BOYD & BOBBY	WET TAP	$125
U2012-1446	09/26/20	WATER TAP	0360 02020	2845 THOMAS RD	STRONG, JAMES, JR & PATRICIA	WET TAP	$125
U2012-1447	09/26/20	WATER TAP	0361D03001	3160 THOMAS RD	MARROW, MELVIN & FRANCINE	WET TAP	$125
U2012-1452	09/27/20	WATER TAP	0536 03013	295 ROCK MILL RD	FRANKLIN, JAMES E, MRS	WET TAP	$125
U2012-1453	09/27/20	WATER TAP	0382 02004	4201 GLEBE RD	PERKINSON, CARL R & NANCY	WET TAP	$125
U2012-1457	09/27/20	WATER TAP	0426A04007	168 SHADOWBROOK DR	ROSS, JOSEPH A & SANDRA	WET TAP	$125
U2012-1470	10/01/20	WATER TAP	0316A01003	3145 TUNGSTEN MINE RD	CREWS, ELLIS & LEWIS, BOLLAR	WET TAP	$125
U2012-1471	10/01/20	WATER TAP	0316A01001	3111 TUNGSTEN MINE RD	CREWS, ELLIS & LEWIS, BOLLAR	WET TAP	$125
U2012-1473	10/01/20	WATER TAP	0426B01006	211 BURNING TREE DR	BLACKBURN, KATHRYN A	WET TAP	$125
U2012-1474	10/01/20	WATER TAP	0426A04003	HUNTERS RIDGE DR	LAUNDER, RONALD MARK	WET TAP	$125
U2012-1475	10/01/20	WATER TAP	0407C01005	213 DABNEY WOODS DR	DOUGLAS, AMY B & EDWIN	WET TAP	$125
U2012-1478	10/02/20	WATER TAP	0616 01007	3803 WARRENTON RD	GLOVER, ALGENE T	WET TAP	$125
U2012-1479	10/02/20	WATER TAP	0372B01040	513 PORT DR	TAYLOR, JOSEPH G & RUBY S	WET TAP	$125
U2012-1488	10/03/20	WATER TAP	0617A01001	4181 WARRENTON RD	BULLOCK, MARGARET A	WET TAP	$125
U2012-1489	10/03/20	WATER TAP	0404 03005	1695 GUN CLUB RD	MOSLEY, EUGENE, HEIRS	WET TAP	$125
U2012-1491	10/03/20	WATER TAP	0616 01007A	3743 WARRENTON RD	YANCEY, JOSEPH & LINDA P	WATER TAP	$125
U2012-1492	10/03/20	WATER TAP	0616 01007A	3765 WARRENTON RD	YANCEY, JOSEPH & LINDA P	WATER TAP	$125
U2012-1495	10/03/20	WATER TAP	0354B01036	442 POOL ROCK PLANTATION	METZGER, JOHN R & JEANETTE	WET TAP	$125
U2012-1499	10/04/20	WATER TAP	0326 01041	279 TAYLORS POINTE LN	JANSON, HARRY R & BONNIE J	WATER TAP	$125
U2012-1504	10/04/20	WATER TAP	0333 01005	5389 THOMAS RD	BURT, NOEL AND ELIZABETH	WET TAP	$125
U2012-1505	10/04/20	WATER TAP	0333 01031	THOMAS RD	BURT, NOEL & BETH	WET TAP	$125
U2012-1507	10/04/20	WATER TAP	0426 01028	189 PINE MEADOW TRL	BURNHAM, CHARLES & CONNIE	WET TAP	$125
U2012-1512	10/05/20	WATER TAP	0534 02005	4291 VICKSBORO RD	DAVIS, MACON & LOLETA	WET TAP	$125

Water Tap Report

Report for 09/26/2012 to 10/25/2012

Report Date 10/29/2012

Notification Number	Notification Date	Notification Type	Property Parcel Number	Property Location	Owner Name	Type of Tap	Tap Fee
U2012-1516	10/05/20	WATER TAP	0326B01014	71 ELM LN	LAWRENCE, CHARLES & DEBORAH	WET TAP	$125
U2012-1517	10/05/20	WATER TAP	0374 03027	4061 STAGECOACH RD	GOSPEL INDEPENDENT BAPTISH	WET TAP	$125
U2012-1524	10/05/20	WATER TAP	0426 01031	849 PINE MEADOW TRL	CHOPLIN, MACK R & JUDY	WATER TAP	$125
U2012-1526	10/05/20	WATER TAP	0426 01027	236 PINE MEADOW TRL	NARADZAY, JEROME & MICHELLE	WET TAP	$125
U2012-1527	10/05/20	WATER TAP	0374 02021	4020 STAGECOACH RD	GREENE, ROBERT E.JR& BARBARA	WET TAP	$125
U2012-1528	10/05/20	WATER TAP	0368 02001	4022 STAGECOACH RD	GREEN, ROBERT, SR	WET TAP	$125
U2012-1529	10/05/20	WATER TAP	0350 01028	8566 HICKSBORO RD	BAYLOR, MARY WIMBUSH	WET TAP	$125
U2012-1530	10/05/20	WATER TAP	0354C01026	272 B HARRISON LN SOUTH	DUNCAN, ROBERT	WET TAP	$125
U2012-1531	10/05/20	WATER TAP	0427 01009	100 TURNER LN	BOWEN, MARY J	WET TAP	$125
U2012-1534	10/08/20	WATER TAP	0533A01016	69 GRAIN LN	WILLIAMS, LAKISHA M &	WET TAP	$125
U2012-1539	10/09/20	WATER TAP	0533 04002	2824 VICKSBORO RD	JONES, GREGORY W & TRACY P	WATER TAP	$125
U2012-1546	10/10/20	WATER TAP	0359B01004	745 DICK FAINES RD	ROBINSON, ELARIUS	WET TAP	$125
U2012-1548	10/10/20	WATER TAP	0539 01008	88 PINEWOOD DR	PERKINSON, REUBEN, JR & ESTHER	WET TAP	$125
U2012-1549	10/10/20	WATER TAP	0539 01008	128 PINEWOOD DR	PERKINSON, REUBEN, JR& ESTHER	WET TAP	$125
U2012-1561	10/11/20	WATER TAP	0538 01015	90 HAMILTON LN	HAWKS, MILDRED T HEIRS	WET TAP	$125
U2012-1574	10/12/20	WATER TAP	0326B01012	ELM LN	GREEN, JAMES E, JR & DIANNE	WET TAP	$125
U2012-1575	10/12/20	WATER TAP	0305 01006	1117 REV HENDERSON RD	WHITAKER, IRMA M	WET TAP	$125
U2012-1582	10/12/20	WATER TAP	0305 01004	1105 REV HENDERSON RD	WHITAKER, IRMA M	WET TAP	$125
U2012-1583	10/12/20	WATER TAP	0412 01011	5826 HWY 158 BUSINESS	MANNING, MARY & OTHERS	WET TAP	$125
U2012-1584	10/12/20	WATER TAP	0414A01016	40 BEACON HILL	MC CARTHY, ROBERT J & SUSAN	WET TAP	$125
U2012-1585	10/12/20	WATER TAP	0375 02009	3110 STAGECOACH RD	TAYLOR, EDWARD L,JR	WET TAP	$125
U2012-1605	10/17/20	WATER TAP	0305 01003	1099 REV HENDERSON RD	SPENCER, RHONDA	WET TAP	$125
U2012-1612	10/18/20	WATER TAP	0351B01009	312 MANOR LN	QUINN, DEBORAH LYNN	WET TAP	$125
U2012-1616	10/18/20	WATER TAP	0539 01047	188 PINEWOOD DR	RAILEY, CARLTON W & ANNIE	WET TAP	$125
U2012-1617	10/18/20	WATER TAP	0379 02015	3475 HICKSBORO RD	CARROLL, AMANDA M	WET TAP	$125

Water Tap Report

Report for 09/26/2012 to 10/25/2012

Report Date 10/29/2012

Notification Number	Notification Date	Notification Type	Property Parcel Number	Property Location	Owner Name	Type of Tap	Tap Fee
U2012-1620	10/18/20	WATER TAP	0352 01048	738 ISLAND CREEK ESTATES	THOMPSON, HAROLD G, JR	WET TAP	$125
U2012-1621	10/18/20	WATER TAP	0351A01007A	800 ISLAND CREEK ESTATES	THOMPSON, HAROLD, JR & KAREN	WET TAP	$125
U2012-1622	10/18/20	WATER TAP	0351A01007	820 ISLAND CREEK ESTATES	THOMPSON, HAROLD G, JR &	WET TAP	$125
U2012-1624	10/18/20	WATER TAP	0352 01048	738 ISLAND CREEK ESTATES	THOMPSON, HAROLD G, JR	WET TAP	$125
U2012-1626	10/18/20	WATER TAP	0302 01006A	971 ROCK SPRING CHURCH	CLARK, RITA	WET TAP	$125
U2012-1627	10/18/20	WATER TAP	0359C01008	100 LOG CABIN DR	BORST, WILLIAM & DIXIE	WET TAP	$125
U2012-1628	10/18/20	WATER TAP	0550 01004	1000 FOSTER RD	M A FOSTER PROPERTIES OF	WET TAP	$125
U2012-1629	10/18/20	WATER TAP	0550 01004	1000 FOSTER RD	M A FOSTER PROPERTIES OF	WET TAP	$125
U2012-1630	10/18/20	WATER TAP	0550 01004	1000 FOSTER RD	M A FOSTER PROPERTIES OF	WET TAP	$125
U2012-1631	10/18/20	WATER TAP	0550 01004	1000 FOSTER RD	M A FOSTER PROPERTIES OF	WET TAP	$125
U2012-1632	10/18/20	WATER TAP	0550 01004	1000 FOSTER RD	M A FOSTER PROPERTIES OF	WET TAP	$125
U2012-1633	10/18/20	WATER TAP	0550 01004	1000 FOSTER RD	M A FOSTER PROPERTIES OF	WET TAP	$125
U2012-1634	10/18/20	WATER TAP	0550 01004	1000 FOSTER RD	M A FOSTER PROPERTIES OF	WET TAP	$125
U2012-1635	10/18/20	WATER TAP	0550 01004	1000 FOSTER RD	M A FOSTER PROPERTIES OF	WET TAP	$125
U2012-1636	10/18/20	WATER TAP	0550 01004	1000 FOSTER RD	M A FOSTER PROPERTIES OF	WET TAP	$125
U2012-1637	10/18/20	WATER TAP	0550 01004	1000 FOSTER RD	M A FOSTER PROPERTIES OF	WET TAP	$125
U2012-1638	10/18/20	WATER TAP	0550 01004	1000 FOSTER RD	M A FOSTER PROPERTIES OF	WET TAP	$125
U2012-1639	10/18/20	WATER TAP	0550 01004	1000 FOSTER RD	M A FOSTER PROPERTIES OF	WET TAP	$125
U2012-1640	10/18/20	WATER TAP	0550 01004	1000 FOSTER RD	M A FOSTER PROPERTIES OF	WET TAP	$125
U2012-1641	10/18/20	WATER TAP	0550 01004	1000 FOSTER RD	M A FOSTER PROPERTIES OF	WET TAP	$125
U2012-1642	10/18/20	WATER TAP	0550 01004	1000 FOSTER RD	M A FOSTER PROPERTIES OF	WET TAP	$125
U2012-1659	10/23/20	WATER TAP	0548 01038	491 WALTER BOWEN RD	SOLOMON, PHILLIP	WET TAP	$125
U2012-1661	10/23/20	WATER TAP	0414A01031	102 BEAVERTAIL RD	GARRETT, BARBARA P.	WET TAP	$125
U2012-1667	10/24/20	WATER TAP	0538 01008	2898 VICKSBORO RD	EPHESUS CHURCH OF THE SEVEN	WET TAP	$125
U2012-1672	10/24/20	WATER TAP	0539 02021	4348 VICKSBORO RD	WATSON, BOBBY, JR & KIMBERLY	DRY TAP	$800

Summary

Notifications Issued: 75

Water Tap Fees Total: $10,050.00

HENDERSON-VANCE COUNTY 911
NUMBER OF CALLS REPORT BY COMPLAINT (ALL UNITS)
TIME PERIOD:9/21/2012 09:00:00 Through 10/20/2012 23:59:59

TOTAL 5,657

DEPARTMENT	COMMENT	TOTAL	COUNTY	CITY	STATE	OTHER
DATA WITH NO DEPARTMENT		181				181
AFTON VOLUNTEER FIRE DEPARTMENT	County VFD Dispatch	0	0			
AMERICAN RED CROSS	Other Dispatch	1				1
BEARPOND VOLUNTEER FIRE DEPARTMENT	County VFD Dispatch	47	47			
COKESBURY VOLUNTEER FIRE DEPARTMENT	County VFD Dispatch	21	21			
CSX RAILROAD	Other Dispatch	1				1
DREWRY VOLUNTEER FIRE DEPARTMENT	County VFD Dispatch	6	6			
EMBARQ	Other Dispatch	0				0
EPSOM VOLUNTEER FIRE DEPARTMENT	County VFD Dispatch	7	7			
HENDERSON FIRE DEPARTMENT-STA 1	City Dispatch	318		318		
HENDERSON FIRE DEPARTMENT-STA 2	City Dispatch	108		108		
HENDERSON POLICE DEPARTMENT	City Dispatch	2,655		2,655		
HENDERSON STREET DEPT	City Dispatch	10		10		
HENDERSON WATER DEPARTMENT	City Dispatch	26		26		
HICKSBORO VOLUNTEER FIRE DEPARTMENT	County VFD Dispatch	20	20			
KITTRELL VOLUNTEER FIRE DEPARTMENT	County VFD Dispatch	21	21			
NORTH CAROLINA DEPT OF PARKS	State Dispatch	3			3	
NORTH CAROLINA DEPT OF TRANSPORTATION	State Dispatch	9			9	
NORTH CAROLINA DIVISION OF MOTOR VEHICLES	State Dispatch	0			0	
NORTH CAROLINA FORESTRY SERVICE	State Dispatch	1			1	
NORTH CAROLINA MAGISTRATE OFFICE	State Dispatch	0			0	
NORTH CAROLINA MEDICAL EXAMINER	State Dispatch	1			1	
NORTH CAROLINA PROBATION & PAROLE	State Dispatch	0			0	
NORTH CAROLINA STATE HIGHWAY PATROL	State Dispatch	57			57	
NORTH CAROLINA UNDERWATER RECOVERY	Other Dispatch	0			0	
NORTH CAROLINA WILDLIFE	State Dispatch	0			0	
PROGRESS ENERGY	Other Dispatch	7				7
PUBLIC SERVICE GAS	Other Dispatch	2				2
RIDGEWAY VOLUNTEER FIRE DEPARTMENT	County VFD Dispatch	0	0			
TOWNSVILLE VOLUNTEER FIRE DEPARTMENT	County VFD Dispatch	14	14			
VANCE COUNTY AMBULANCE SERVICE (EMS)	City & County Dispatch-actual	507				
VANCE COUNTY ANIMAL CONTROL	County Dispatch	98	98			
VANCE CO DEPT OF SOCIAL SERVICES	County Dispatch	1	1			
VANCE COUNTY EMERGENCY MANAGEMENT	City & County Dispatch	1	1			
VANCE COUNTY FIRE DEPARTMENT	County Dispatch/FIRE	96	96			
VANCE COUNTY RESCUE SQUAD	County Dispatch	30	30			
VANCE COUNTY SHERIFF DEPARTMENT	County Dispatch	2,164	2,164			
WAKE ELECTRIC COOPERATIVE	Other Dispatch	0				0
WATKINS VOLUNTEER FIRE DEPARTMENT	County VFD Dispatch	18	18			
	TOTALS	*6,431*	*2,544*	*3,117*	*71*	*192*

Signature: Carey D. Thompson
Prepared by: Carey D. Thompson, 911 Database Coordinator

Signature:
Reviewed by Brian K. Short, Director
10/31/2012

HENDERSON-VANCE CO 911
Number Of Calls Report by Department (All Units)

First Date: 09/21/2012

Jurisdiction: HEN-VAN *Last Date:* 10/20/2012

	Department	*Number*
1	Data with no Department.	181
2	ARC	1
3	BVFD	47
4	CSX	1
5	CVFD	21
6	DOT	7
7	DSS	1
8	DVFD	6
9	EM	1
10	EMS	507
11	EVFD	7
12	FOR	1
13	GAS	2
14	HFD1	318
15	HFD2	108
16	HPD	2655
17	HVFD	20
18	KVFD	21
19	ME	1
20	PARK	3
21	PE	7
22	SHP	57
23	STRE	10
24	TVFD	14
25	VCAC	98
26	VCFD	96
27	VCR	30
28	VCSO	2164
29	WATE	26
30	WVFD	18

Total: **5657**

A call with multiple Departments assigned will be counted in the group total for each of these Departments, therefore such calls will be counted more than once. For this reason, the total number of calls may not equal the sum of the group totals

HENDERSON-VANCE CO 911
Number Of Calls Report by Complaint

Jurisdiction: HEN-VAN

First Date: 09/21/2012

Last Date: 10/20/2012

Complaint		*Number*
911HU	911 HANG UP CALL	66
ABAND	ABANDONED OR JUNKED CARS	4
ABDOM-EMD	ABDOMINAL PAIN OR PROBLEMS	14
ACC-PD	ACCIDENT PROPERTY DAMAGE	105
ACC-PI	ACCIDENT PERSONAL INJURY	21
ALARM	ALARM RESIDENCE OR BUSINESS	233
ALARMFALSE	ALARM FALSE	129
ALARMMED	ALARM MEDICAL	7
ALLERG-EMD	ALLERGIC REACTION / ENVENOMATIC	5
ANIMAL-EMD	ANIMAL BITE / ATTACK	6
ANIM	ANIMAL COMPLAINT/VISCIOUS ANIMA	81
ARMED SUSP	ARMED SUSPECT (MAN WITH A GUN)	8
ARRE	ARREST	1
ASAG	ASSIST OTHER AGENCY	11
ASMO	ASSIST MOTORIST	45
ASSAULT-EMD	ASSAULT OR SEXUAL ASSAULT	41
BACKPAIN-EMD	BACK PAIN (NON-TRAUMATIC)	9
BE MV	BREAKING AND ENTERING TO A MOT(	29
BON	BONDING	10
BONDSET	BOND SET	1
BREATH-EMD	BREATHING PROBLEMS	64
BURG-IP	BURGULARY/B&E IN PROGRESS	3
BURGLARY	BURGLARY	59
CAR	CARELESS AND RECKLESS DRIVER	38
CARDIAC-EMD	CARDIAC/RESPIRATORY ARREST OR	15
CHASE	CHASE	3
CHESTPAI-EMD	CHEST PAIN	49
CHILD-ABU	CHILD ABUSE OR NEGLECT	1
CHOKING-EMD	CHOKING	1
CIVDIS	CIVIL DISPUTE	74
COMTHR	COMMUNICATING THREATS	5
CONVULS-EMD	CONVULSIONS / SEIZURES	22
DIABETIC-EMD	DIABETIC PROBLEMS	16
DIRTRF	DIRECTING TRAFFIC/TRAFFIC CONTR(	1
DISO	DISORDERLY PERSON	77
DOMEIP/W	DOMESTICE DISPUTE - IN PROGRESS	1
DOM-PROB	DOMESTIC PROBLEM	94
DRUGALC	DRUG OR ALCOHOL COMPLAINT	46
DRUNKDRIV	DRUNK DRIVER	8
DVO	DOMESTIC VIOLENCE ORDER	12
ELECTROC-EMD	ELECTROCUTION / LIGHTNING	1
EMERG TRANS	EMERGENCY TRANSPORT	2
ESCO	ESCORT	183
EVICTION	EVICTION CARRIED OUT	72
FALLS-EMD	FALLS (SUBJECT FALLEN)	50
FIGHT	FIGHT	27
FIGHT-IP/W	FIGHT IN PROGRESS/W-WEAPONS	5
FIRE AL	FIRE ALARM	26
FIRE BRU	BRUSH/GRASS FIRE	2
FIRE ELEC	ELECTRICAL FIRE	1
FIRE GRE	GREASE FIRE	1
FIRE SMOKE	SMOKE REPORT	4

HENDERSON-VANCE CO 911
Number Of Calls Report by Complaint

Jurisdiction: **HEN-VAN** ***First Date:*** **09/21/2012**

Last Date: **10/20/2012**

Complaint		*Number*
FIRE STRUC	STRUCTURE FIRE	8
FIRE VEHI	VEHICLE FIRE	9
FRAUD	FRAUD/FORGERY	39
GASLEA	GAS LEAK	3
HARR	HARRASSMENT/THREATS	47
HEADACHE-EMD	HEADACHE	4
HEART-EMD	HEART PROBLEMS - AICD	11
HEMORR-EMD	HEMORRHAGE / LACERATION	18
HOMEINV	HOME INVASION	5
HRPD	HIT & RUN PD	24
ILL-DUMP	ILLEGAL DUMPING	48
INDEXPO	INDECENT EXPOSURE	1
INSPECTION	FIRE INSPECTION	95
INTPERS	INTOXICATED PERSON	13
INVE	INVESTIGATE ----- AT	872
IPV	IMPROPERLY PARKED VEHICLE	8
JUV	JUVENILE PROBLEMS	49
LARC	LARCENY - ALREADY OCCURRED	134
LIVEST	LIVESTOCK IN ROADWAY	1
LOIT	LOITERING COMPLAIN	10
LOST	LOST PROPERTY	2
LOUD	LOUD MUSIC	113
MEDICAL	MEDICAL	10
MEN	MENTAL SUBJECT	73
MISS	MISSING PERSON	15
OPEN	OPEN DOOR/WINDOW	4
OVERDOSE-EMD	OVERDOSE / POISONING (INGESTION	11
PDAMG	PROPERTY DAMAGE ALREADY OCCUI	91
PDMGIP	PROPERTY DAMAGE IN PROGRESS	2
PREGNANT-EMD	PREGNANCY/CHILDBIRTH/MISCARRIA	3
PROW	PROWLER	34
RACE	RACING/HIGH SPEED DRIVING	2
RAPE	RAPE	2
RECFPI	RECOVERED/FOUND PROPERTY	13
ROBARM	ROBBERY ARMED	3
ROBBERY	ROBBERY	1
ROBSA	ROBERY STRONG ARM	1
RUN	RUNAWAY	3
SHOP	SHOPLIFTER	17
SHOTS	SHOTS FIRED	74
SICK-EMD	SICK PERSON	92
STABBING-EMD	STABBING / GUNSHOT / PENETRATINC	5
STOLV	STOLEN VEHICLE	12
STROKE-EMD	STROKE (CVA)	17
SUBINCUS	SUBJECT IN CUSTODY	25
SUICIDE-EMD	SUICIDE / PSYCHIATRIC / ABNORMAL	1
SUMMONS	CIVIL / CRIMINAL SUMMONS	482
SUPSUB	SUSPICIOUS SUBJECT	111
SURR	SURRENDER	18
SUSPAC	SUSPICIOUS PACKAGE	5
SUSVEH	SUSPICIOUS VEHICLE	83
TEST	TEST CALL	69

HENDERSON-VANCE CO 911
Number Of Calls Report by Complaint

Jurisdiction: HEN-VAN ***First Date:*** 09/21/2012

Last Date: 10/20/2012

Complaint		*Number*
Traffic Stop	VEHICLE STOP	469
TRANSPORT	TRANSPORT	4
TRAUMA-EMD	TRAUMATIC INJURY (SPECIFY IN NARI	4
TREEDWN	TREE DOWN	6
TRES	TRESPASSING SUSPECT	90
UNAUTHVEH	UNAUTHORIZED USE VEHICLE	9
UNCONC-EMD	UNCONCIOUS / FAINTING OR NEAR	33
UNKNOWN-EMD	UNKNOWN PROBLEM (MAN DOWN)	3
WARRANT	WARRANT	428
WATER	WATER RELATED PROBLEM	27
WRIT	WRIT OF EXECUTION	2

Report Total: **5657**

Miscellaneous

APPOINTMENTS
November 2012

Adult Care Advisory Committee - 3 year term
Appoint June Royster-Tucker to fill vacant position (see attached application).

OCT 1 1 2012

Application for Boards/Commissions/Committees
Vance County Board of Commissioners

Please complete each section.

Full Name JUNE ROYSTER-TUCKER Date of Birth 9-11-47

Home Address 127 J+J LANE, HENDERSON, NC. 27537

Home Phone 252-492-8298

Current Employer WARREN CO. SENIOR CENTER-(Part TIME) FIVE COUNTY MENTAL HEALTH

Job Title DIRECTOR OF RAPIDD Years in current position 7

Business Phone 252-257-3111 Fax _____

Duties OVER SEE ALL ACTIVITIES OF a program for DD SENIOR CITIZENS (2X WEEK) AT SENIOR CENTER

Other employment history RETIRED 30+yrs FIVE County MENTAL HEALTH

It is the Board of Commissioners' goal to maintain a balance of membership on its Boards/Commissions/Committees based on race, gender and district residency.

District No. _____

Male _____ Female ✓

White _____ Black ✓ Hispanic _____ Native America _____ Asian _____ Other _____

Board/Commission/Committee Applying For (list only one per form) ADULT CARE HOME Community ADVISORY COMMITTEE

Why are you interested in serving on this Board/Commission/Committee? I WORK WITH SENIORS AND AM VERY INTERESTED IN THEIR WELL BEING. SOMETIMES AN OUTSIDE ADVOCATE CAN DETECT AND ADDRESS ISSUES before staff- SOMETIMES RESIDENTS ARE MORE OPEN WITH NON-STAFF

Generally, the Board desires to broaden participation on Boards/Commissions/Committees for as much citizen involvement as possible, therefore, a goal is to limit appointees to no more than 2 Boards/Commissions/Committees. Therefore, please list any other Boards/Commissions/Committees on which you currently serve: _____

NA

DO NOT SUBMIT RESUMES/ATTACHMENTS

Interests/Skills/Areas of Expertise/Professional Organizations/Activities: I AM A QDDP: Qualified Developmental Disabilities professional (26 yrs) HAVE SERVED ON Various Boards during Career and Currently Serve on DD. RESIDENTAL Services ADVISORY COMMITTEE OF FVDVE county MENTAL HEALTH

Affirmation of Eligibility:

Has any formal charge of professional misconduct, criminal misdemeanor or felony ever been filed against you?

Yes _____ No ✓ If yes, please explain disposition: _____

_____

Is there any conflict of interest or other matter that would create problems or prevent you from fairly and impartially discharging your duties as an appointee of the Board of Commissioners? Yes _____ No ✓ If yes, please explain: _____

_____

_____

I understand that any situation which may arise to cause conflict of interest may create serious ethical or legal implications if appropriate discretion is not exercised or responsible action is not taken.

I understand this application is public record and I certify that the facts contained in this application are true and correct to the best of my knowledge. I authorize and consent to background checks and to the investigation and verification of all statements contained herein as deemed appropriate. I further authorize all information concerning my qualifications to be investigated and release all parties from all liability for any damages that may result from this investigation. I understand and agree that any misstatement may be cause for my removal from any Board/Commission/Committee. I understand regular attendance to any Board/Commission/Committee is important and, accordingly, I further understand that if my attendance is less than the standards established for any such body that this is cause for removal. Lacking any written standards for attendance by any Board/Commission/Committee it is expected that I will attend at least 75% of all meetings during any one calendar year to maintain my seat on any Board/Commission/Committee to which I may be appointed. This form will remain on file in the Office of the Clerk and requests for updates will be sought prior to any consideration for reappointment (or future appointment) to any Board/Commission/Committee.

Signature: Jane Rolfe-Tucker Date: 10/5/12

Form is invalid if not signed and dated.

Return completed form to:

Kelly H. Grissom
County Commissioners' Office
122 Young Street, Suite B
Henderson, NC 27536
Phone: (252)738-2003 Fax: (252) 738-2039

APPOINTMENTS
December 2012

Adult Care Advisory Committee - 3 year term

Re-appoint Amy Knott - appointed 12/2001
Peggy Mason - appointed 10/2009
Shirley Payne - appointed 07/2005

Water District Board

(Closed Session)

Vance County Planning & Development
156 Church St. Suite 003
Henderson, NC 27536
Ph: 252-738-2080 Fax: 252-738-2089

TO: **Board of Commissioners**

FROM: **Planning and Development Department**

SUBJECT: **County Water – Phase 2 Meter Vault Sites**

DATE: **November 5, 2012**

Vance County Water Phase 2 – Meter Vault Sites

The County Planning and Development Department in consultation with Hobbs, Upchurch Associates have identified the three necessary meter vault sites for Phase 2 of the county water project. Each site will consist of approximately 2500 sq. ft. (50'x50') and will provide a location for transitioning from the City of Henderson's water system to the County water system. In order to secure the property it is necessary to proceed with a 12 month option for purchase of two of the three sites (see site #1 and 2 below). It is still being determined whether the third site (Western Vance site) will be necessary. The Board of Education has approved a 99 year lease of the property and it would be recommended that the water board do the same subject to determining the need for the property.

Site #1 – Intersection of Gun Club Road and US 158 Bypass – Property owner is Danny Guin; Interested in purchase arrangement with the County;

Site #2 – Just north of Harris Crossroads near intersection of NC 39 Hwy and Flanagan Road – Property owner is John Williamson; Interested in a purchase arrangement with the County;

Site #3 – Located on Western Vance School Property – Property owned by Board of Education – Property owner interested in a 99 year lease of the site;

Request

1. Authorize the County Manager to work with the County Attorney to formulate and finalize an option for purchase of meter vault sites from Mr. Guin and Mr. Williamson at the established prices.

2. Authorize the County Manager and County Attorney to formulate and finalize a 99 year lease agreement for a portion of the Western Vance School property for a water meter vault site. (Subject to final determination of property need by Engineer).


Gun Club Rd
Proposed location
Boyd Ln
Feet
0 30 60 120
N

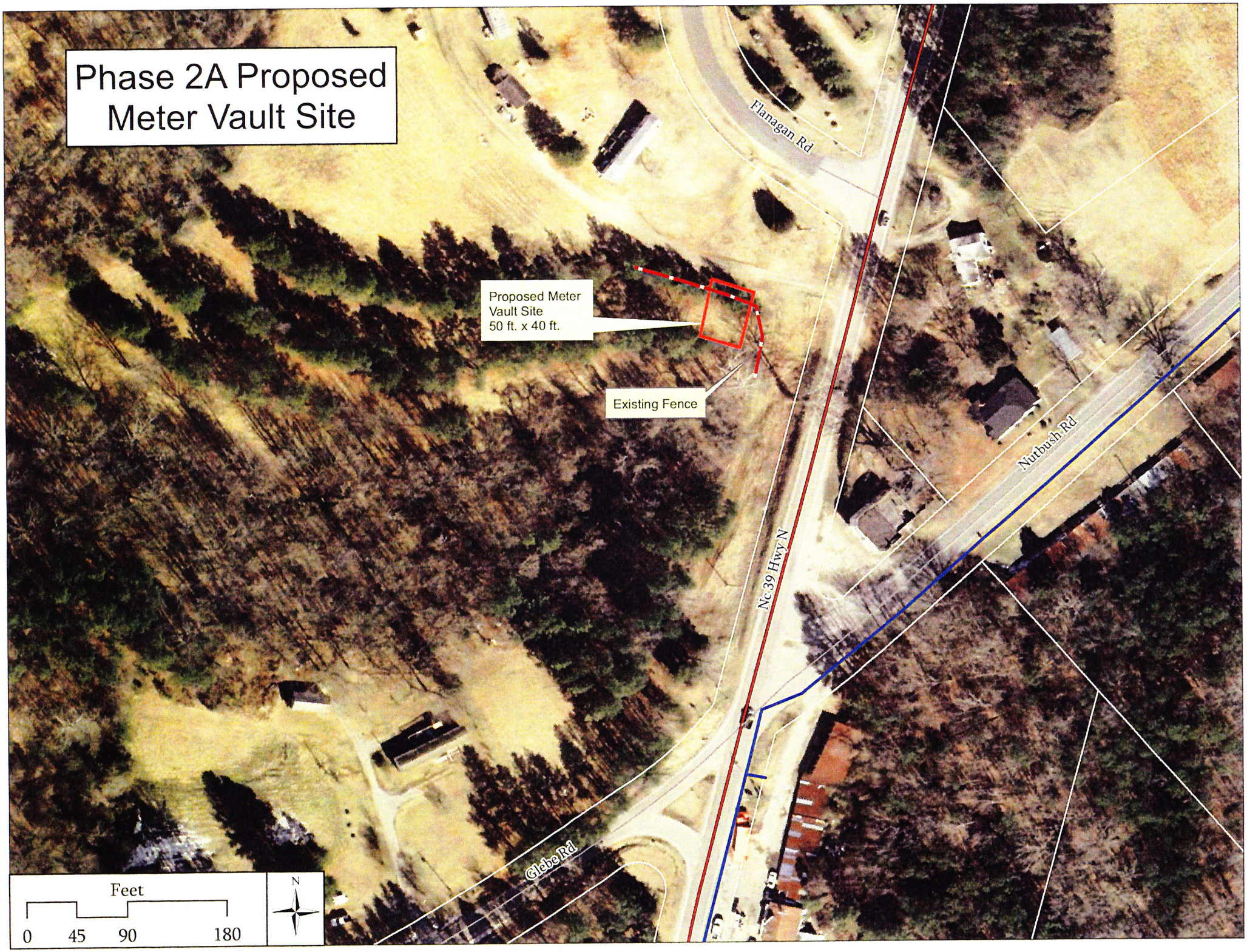
Phase 2A Proposed
Meter Vault Site
Proposed Meter
Vault Site
50 ft. x 40 ft.
Existing Fence
Flanagan Rd
Nutbush Rd
Nc 39 Hwy N
Glebe Rd
Feet
0
45
90
180
N

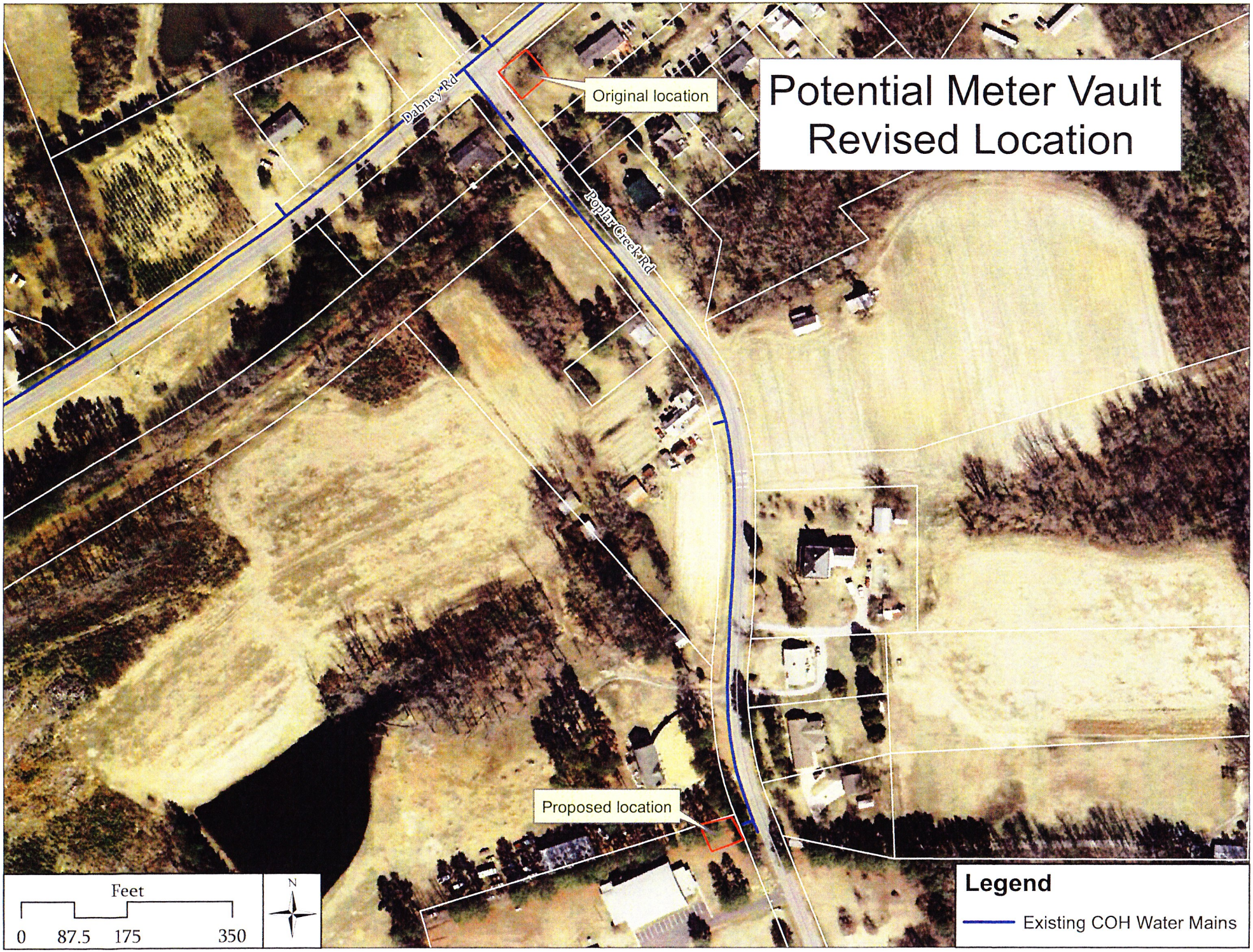
Potential Meter Vault
Revised Location
Original location
Proposed location
Dabney Rd
Poplar Creek Rd
Feet
0
87.5
175
350
N
Legend
Existing COH Water Mains